PANDEMIC RECOVERY OFFICE

Small Business Bridge Support
Final Report

Submitted by State of Rhode Island Pandemic Recovery Office

Paul L. Dion, Ph.D., Director

Brianna Ruggiero, Chief of Staff

Debra DiScuillo, Project Lead

Ross Lancaster, Data Analyst III

Derek Gomes, Chief Public Affairs Officer

https://pandemicrecovery.ri.gov

This project was supported, in whole or in part, by federal award number SLFRF0136 awarded to the State of Rhode Island by the U.S. Department of Treasury.

Small Business Bridge Support

Project Identification Number: 10092

Pandemic Recovery Office Approval Date: August 27, 2024

Project Completion Date: August 31, 2026

Funded Amount: $2,600,000

Expended Amount: $2,600,000

Project Expenditure Category: 6.1 Revenue Replacement: Provision of Government Services

Project Overview: The closure of the Washington Bridge westbound in December 2023 impacted businesses. Immediately after its closure, the Rhode Island Commerce Corporation (Rhode Island Commerce) contacted businesses and opened a helpline. Businesses in Providence and East Providence accounted for over 60% of inquiries and survey responses that indicated negative impacts, such as reported loss of revenue, lack of customers, and timely receipt of supplies.

The General Assembly appropriated $2.6 million of State Fiscal Recovery Funds to "assist small businesses impacted by the closure and reconstruction of the northern span of the Washington Bridge. … Funds shall be used to provide direct grants or any such other forms of assistance as deemed appropriate …"

Of the $2.6 million, $1.2 million was allocated to the City of East Providence, $800,000 to the City of Providence, and $600,000 to the Rhode Island Executive Office of Commerce (EOC). The three entities coordinated to develop a grant program with a centralized application. Eligible businesses had to incur a minimum revenue loss of $500 and a minimum 10% revenue loss between December 2023 and February 2024 (year over year comparison).

Financial Overview: All program payments can be found on the Pandemic Recovery Office's website by filtering the "Project" box for "Small Business Bridge Support." The table below shows planned expenditures by fiscal quarter and actual expenditures by fiscal quarter:

Fiscal Year Quarter	Planned Expenditures	Actual Expenditures
FY 2025 Q2	$2,600,000	$2,145,680
FY 2025 Q3	-	$309,500
FY 2025 Q4	-	$109,000
FY 2026 Q1	-	$35,820
Total	**$2,600,000**	**$2,600,000**
Note: A single audit fee applies to all State Fiscal Recovery Fund projects and accounts for $780 in actual expenditures in the above table.		

Key Performance Indicators: The following are the key performance indicators based on quarterly goals and monthly data collections.

Legend: Actual KPI Value Reported | Quarterly Goals

1. **Number of grants disbursed by Rhode Island Commerce Corporation**

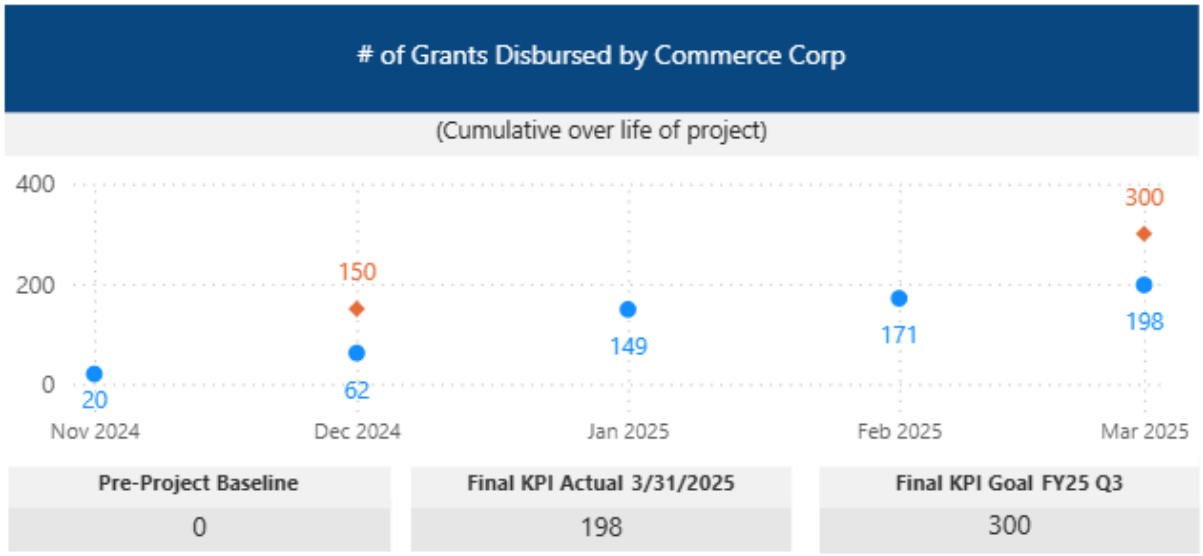

Pre-Project Baseline	Final KPI Actual 3/31/2025	Final KPI Goal FY25 Q3
0	198	300

2. **Grants made to named municipalities**



Pre-Project Baseline	Final KPI Actual 12/31/2024	Final KPI Goal FY25 Q2
0	2	2

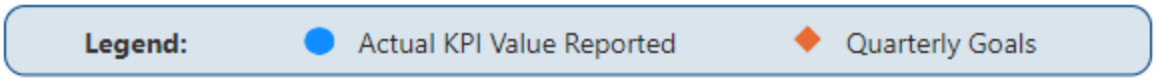

3. Number of businesses that received a direct grant from the City of Providence or the City of East Providence

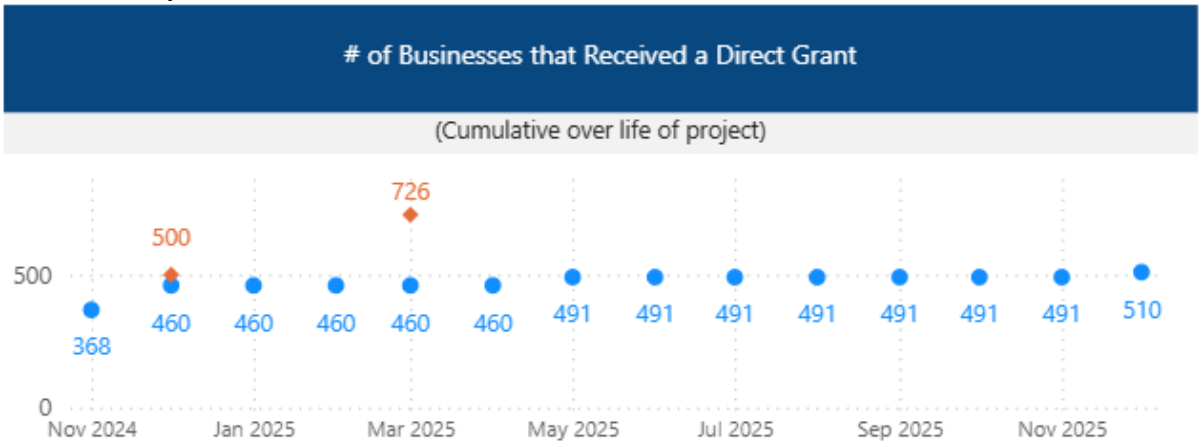

Pre-Project Baseline	Final KPI Actual 12/31/2025	Final KPI Goal FY25 Q3
0	510	726

4. Number of gift cards distributed by the City of East Providence[1]

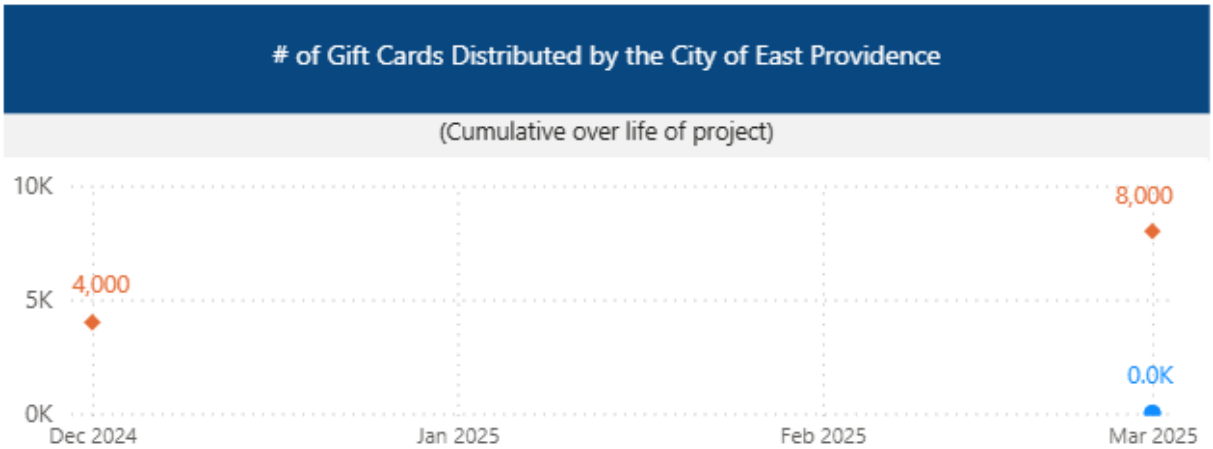

Pre-Project Baseline	Final KPI Actual 3/31/2025	Final KPI Goal FY25 Q3
0	0	8,000

[1] The City of East Providence initially planned a gift card program to incentivize residents to patronize local businesses. Ultimately, the City decided to provide direct grants to impacted businesses.

Auxiliary Information: The map and table below show the distribution of grant funding by Commerce Corp., the City of Providence, and the City of East Providence. The designation of grant funding is based on the location of each business.

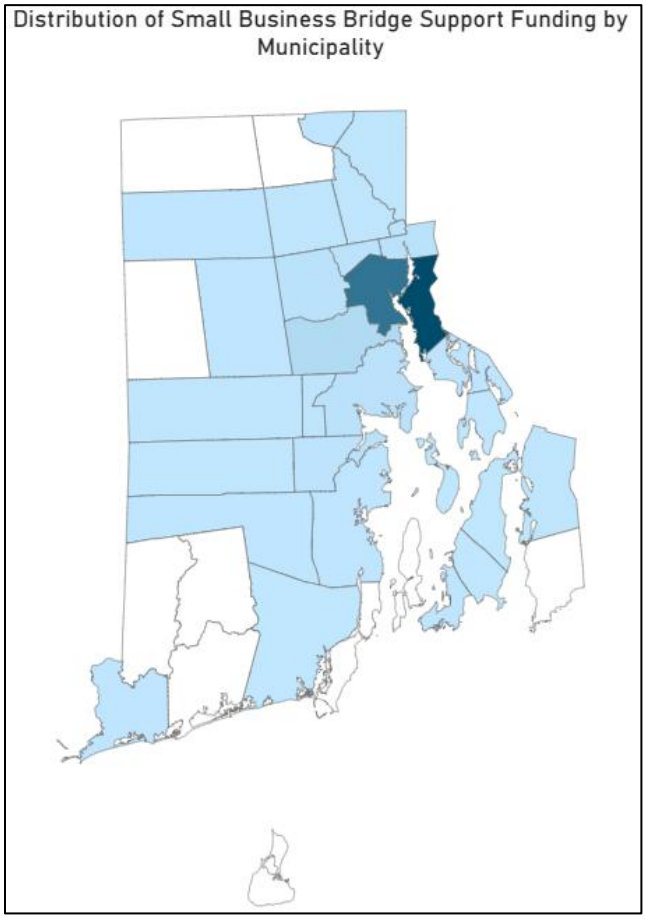

Municipality	Businesses Served	Sum of Funding
BARRINGTON	7	$17,500
BRISTOL	1	$2,500
CENTRAL FALLS	12	$25,500
COVENTRY	4	$10,000
CRANSTON	45	$104,500
CUMBERLAND	4	$8,500
EAST GREENWICH	9	$21,000
EAST PROVIDENCE	93	$1,237,960
EXETER	2	$5,000
GLOCESTER	2	$5,000
JOHNSTON	18	$43,000
LINCOLN	3	$7,500
MIDDLETOWN	2	$3,500
NEWPORT	2	$5,000
NORTH KINGSTOWN	2	$5,000
NORTH PROVIDENCE	17	$35,500
PAWTUCKET	17	$38,000
PORTSMOUTH	1	$2,500
PROVIDENCE	422	$916,760
SCITUATE	2	$5,000
SMITHFIELD	4	$10,000
SOUTH KINGSTOWN	1	$2,500
TIVERTON	3	$7,500
WARREN	5	$11,000
WARWICK	18	$40,500
WEST GREENWICH	1	$2,500
WEST WARWICK	7	$16,000
WESTERLY	2	$5,000
WOONSOCKET	2	$5,000
Total	**708**	**$2,599,220**