PANDEMIC RECOVERY OFFICE

Municipal Homelessness Support Initiative Final Report

Submitted by State of Rhode Island Pandemic Recovery Office

Paul L. Dion, Ph.D., Director

Brianna Ruggiero, Chief of Staff

Pheamo Witcher, Project Lead

Ross Lancaster, Data Analyst III

Derek Gomes, Chief Public Affairs Officer

https://pandemicrecovery.ri.gov

This project was supported, in whole or in part, by federal award number SLFRP0136 awarded to the State of Rhode Island by the U.S. Department of Treasury.

Municipal Homelessness Support Initiative

Project Identification Number: 10078

Pandemic Recovery Office Approval Date: October 11, 2023

Project Completion Date: April 30, 2026

Funded Amount: $2,200,000

Expended Amount: $1,999,351

Project Expenditure Category: 6.1 Revenue Replacement: Provision of Government Services

Project Overview: The Rhode Island Department of Housing (Department) provided grants to municipalities that were accommodating new overnight shelters or existing shelters that have had their capacity expanded since May 1, 2023. Grant proceeds were required to directly or indirectly benefit individuals and/or families served by the new or expanded overnight shelters. Potential services included, but are not limited to:

- Emergency medical services and/or security.
- Waste management and/or sanitation services.
- Transportation for individuals staying at the shelter.
- Day programs, professional development, education services.
- Behavioral health services and substance use disorder services.
- Public facility improvements near the shelter.
- Meal programs.
- Housing resource counseling.
- Outreach services.
- Community and business outreach.
- Emergency warming/cooling center costs.

There were three types of awards:

Formula Grants: Municipalities where new overnight shelters opened and/or existing shelters expanded as of May 1, 2023, and remained in service until at least April 15, 2024, were eligible to receive $2,000 per new shelter bed.

Regional Emergency Hub/Competitive Grants: The Department provided competitive grants for emergency regional hubs during severe winter weather conditions.

Competitive Grants: The Department assisted municipalities with additional costs that were not covered by the formula grants. These competitive grants ensured the success and longevity of shelter projects through municipal services, staffing, transportation, infrastructure, or programs that exceeded the formula grants

Seventeen grants were awarded to nine cities/towns through three separate requests for proposals. Funds distributed in Rounds 1 and 2 included all three different types of awards. In Round 3, only Regional Emergency/Hub Competitive Grants were awarded. The following awards were made:

Round 1		
Municipality	**Grant Type**	**Amount**
Burrillville	Formula	$74,000
Newport	Regional Emergency Hub	$119,124
Providence	Formula	$364,000
Smithfield	Competitive	$150,000
Warwick	Formula	$240,000
West Warwick	Regional Emergency Hub	$119,317
Woonsocket	Regional Emergency Hub	$90,900
Woonsocket	Formula	$40,000
Total		**$1,197,341**

Round 2		
Municipality	**Grant Type**	**Amount**
Burrillville	Competitive	$75,000
Newport	Regional Emergency Hub	$44,158
West Warwick	Regional Emergency Hub	$37,257
Westerly	Competitive	$106,185
Woonsocket	Competitive	$76,343
Woonsocket	Regional Emergency Hub	$419,966
Total		**$758,909**

Round 3		
Municipality	**Grant Type**	**Amount**
Providence	Regional Emergency Hub	$7,178
East Providence	Regional Emergency Hub	$2,322
West Warwick	Regional Emergency Hub	$33,000
Total		**$42,500**

Financial Overview: All program payments can be found on the Pandemic Recovery Office's website by filtering the "Project" box for "Municipal Homelessness Support Initiative." The project did not utilize its full appropriation of $2.2 million, with $200,429 in unexpended funds remaining at the conclusion of the project. These funds were reclassified to the Department of Administration's eligible *ERP Implementation Support* project. The table below shows planned expenditures by fiscal quarter and actual expenditures by fiscal quarter:

Fiscal Year Quarter	Planned Expenditures	Actual Expenditures
FY 2024 Q2	$1,343,403	-
FY 2024 Q3	$375,113	-
FY 2024 Q4	-	$238,535
FY 2025 Q1	-	$369,987
FY 2025 Q2	$215,690	$280,084
FY 2025 Q3	$265,705	$404,723
FY 2025 Q4	-	$187,545
FY 2026 Q1	-	$213,502
FY 2026 Q2	-	$9,528
FY 2026 Q3	-	$295,603
FY 2026 Q4	-	$(156)
Total	**$2,200,000**	$1,999,351
Note: A single audit fee applies to all State Fiscal Recovery Fund projects and accounts for $600 of the $1,999,571 in actual expenditures in the above table.		

Key Performance Indicators: The following are the key performance indicators based on quarterly goals and monthly data collections.

Legend: Actual KPI Value Reported ◆ Quarterly Goals

1. **Number of municipalities awarded a grant**

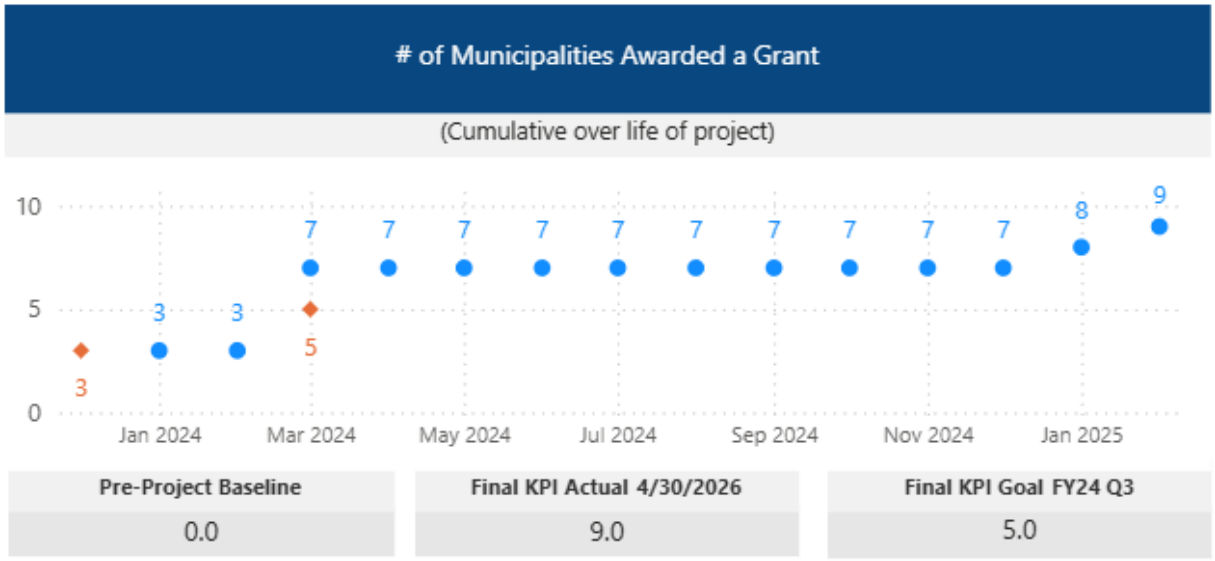

2. **Number of regional emergency hub grants awarded**



Legend: Actual KPI Value Reported ◆ Quarterly Goals

3. Number of shelter beds available

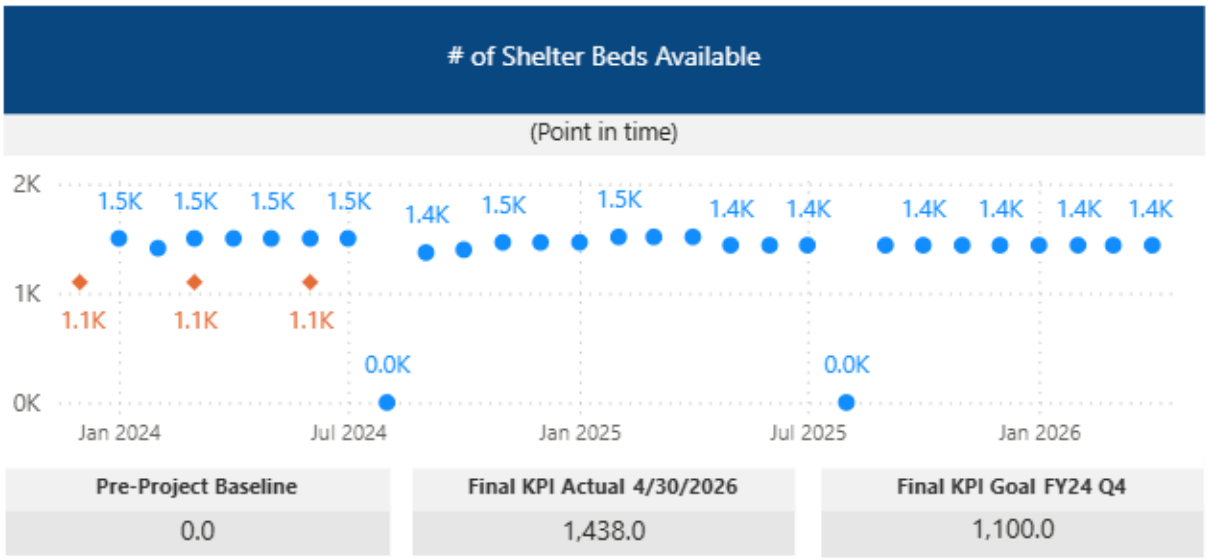

Pre-Project Baseline	Final KPI Actual 4/30/2026	Final KPI Goal FY24 Q4
0.0	1,438.0	1,100.0

4. Number of warming centers opened

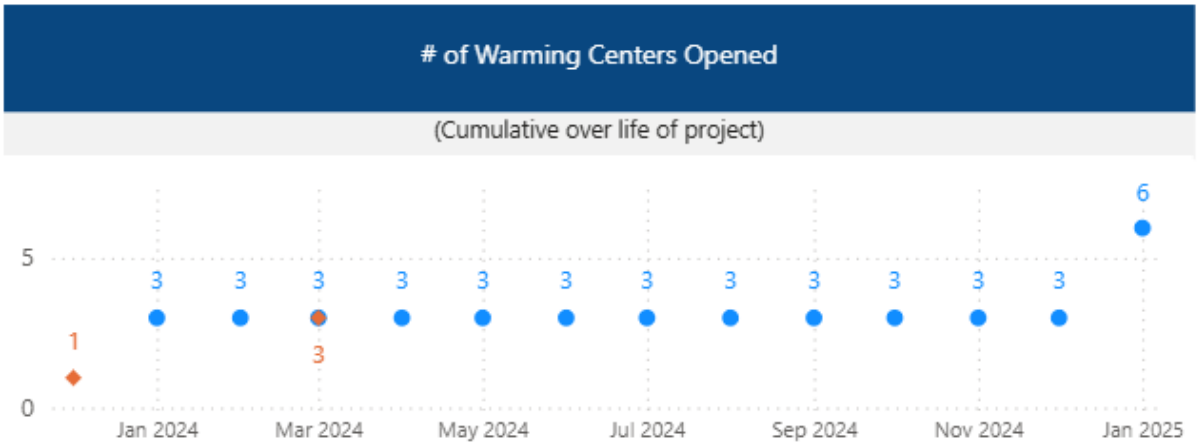

Pre-Project Baseline	Final KPI Actual 4/30/2026	Final KPI Goal FY24 Q3
0.0	6.0	3.0

Auxiliary Information: The map below shows the distribution of payments to municipalities.

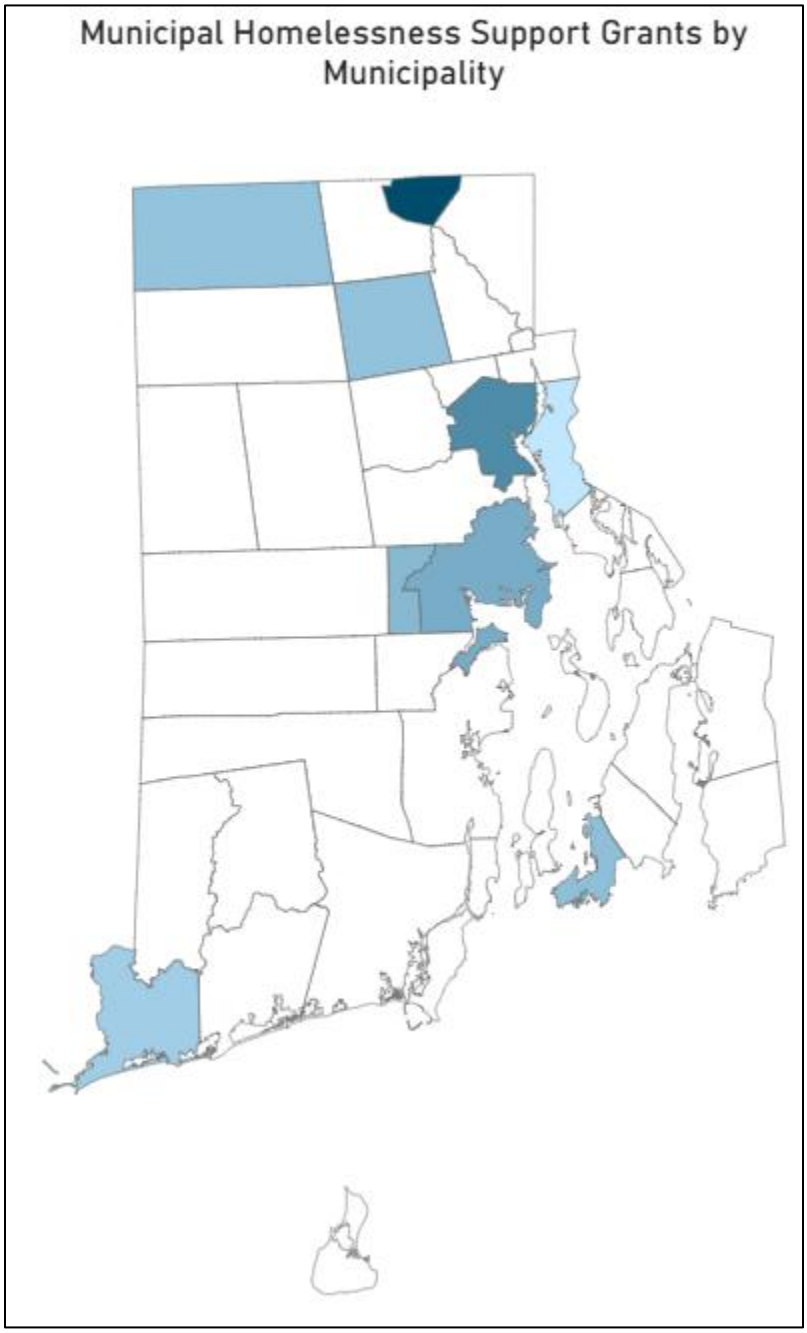

Municipality	Sum of Grants
BURRILLVILLE	$149,000
EAST PROVIDENCE	$2,322
NEWPORT	$163,282
PROVIDENCE	$371,178
SMITHFIELD	$150,000
WARWICK	$240,000
WEST WARWICK	$189,574
WESTERLY	$106,185
WOONSOCKET	$627,209
Total	**$1,998,751**