PANDEMIC RECOVERY OFFICE

Homelessness Assistance: Warming Center and Shelter Final Report

Submitted by State of Rhode Island Pandemic Recovery Office

Paul L. Dion, Ph.D., Director

Brianna Ruggiero, Chief of Staff

Pheamo Witcher, Project Lead

Ross Lancaster, Data Analyst III

Derek Gomes, Chief Public Affairs Officer

https://pandemicrecovery.ri.gov

This project was supported, in whole or in part, by federal award number SLFRP0136 awarded to the State of Rhode Island by the U.S. Department of Treasury.

Homelessness Assistance: Warming Center and Shelter

Project Identification Number: 10045

Pandemic Recovery Office Approval Date: December 13, 2022

Project Completion Date: November 14, 2025

Funded Amount: $7,000,000

Expended Amount: $7,000,000

Project Expenditure Category: 2.16 Negative Economic Impacts: Long-term Housing Security: Services for Unhoused People

Problem Statement: Homelessness in Rhode Island increased significantly during the pandemic. Between 2021 and 2023, the Rhode Island Point in Time Counts found that the number of people experiencing homelessness increased by 43%, the number of people in emergency shelters increased by 48%, and the number of people living outdoors increased by 85%.[1]

Project Overview: The State used approximately $2.6 million of the funding to finance capital improvements at two facilities in Providence – the State-owned Cranston Street Armory to serve as a 24-hour/7-day a week (24/7) warming center and the Crossroads Rhode Island-operated facility at 662 Hartford Ave. to serve as a shelter for homeless couples.

The State paid Amos House $1.6 million to operate the Cranston Street Armory warming center to meet individuals' basic needs and provide other supports, including transportation, housing assistance, medication, and emergency expenses. The State paid Crossroads Rhode Island $0.7 million to operate the shelter for homeless couples at 662 Hartford Ave.

The State paid the remaining $2.1 million to service providers to operate shelters and expand shelter capacity at other locations across the state. They included:

- **Catholic Social Services:** Increased shelter capacity at Emmanuel House in Providence.
- **Community Care Alliance:** Provided shelter capacity and supportive services in Woonsocket and North Smithfield.
- **Elizabeth Buffum Chace Center:** Provided wraparound case management services to help individuals experiencing homelessness find transitional or permanent housing.
- **Newport Community Mental Health Center Inc.:** Operated a temporary warming center at 50 Washington Square in Newport.
- **Open Doors:** Operated a 24/7 warming center at 1139 Main St. in Pawtucket and rooms at Motel 6 in Warwick as an emergency shelter.
- **Rhode Island Coalition for the Homeless Inc.:** Served patients of Thundermist Health Center, Providence Community Health Centers and Brown University Health who were experiencing homelessness and had acute medical and behavioral health conditions.
- **Thrive Behavioral Health:** Rented hotel rooms to provide shelter.
- **Westerly Area Rest Meals Inc.:** Rented hotel rooms in Westerly to provide shelter.

[1] RI Point in Time Storybook | Tableau Public

Financial Overview: All program payments can be found on the Pandemic Recovery Office's website by filtering the "Project" box for "Homelessness Assistance: Warming Center and Shelter." The table below shows planned expenditures by fiscal quarter and actual expenditures by fiscal quarter:

Fiscal Year Quarter	Planned Expenditures	Actual Expenditures
FY 2023 Q3	$1,575,959	$975,869
FY 2023 Q4	$4,404,016	$3,485,388
FY 2024 Q1	$1,020,024	$1,296,256
FY 2024 Q2	-	$599,986
FY 2024 Q3	-	$169,665
FY 2024 Q4	-	$5,956
FY 2025 Q1	-	$27,827
FY 2025 Q2	-	$37,542
FY 2025 Q3	-	$239,579
FY 2025 Q4	-	$62,967
FY 2026 Q1	-	$15,184
FY 2026 Q2	-	$83,720
FY 2026 Q3	-	$147
FY 2026 Q4	-	$(86)
Total	**$7,000,000**	**$7,000,000**

Notes: A single audit fee applies to all State Fiscal Recovery Fund projects and accounts for $2,100 of the $7,000,000 in actual expenditures in the above table.

The negative amount in actual expenditures in FY 2026 Q4 is a result of an audit fee reconciliation.

Key Performance Indicators: The following are the key performance indicators based on quarterly goals and monthly data collections.

Legend: Actual KPI Value Reported ◆ Quarterly Goals

1. **Number of additional temporary shelter beds**

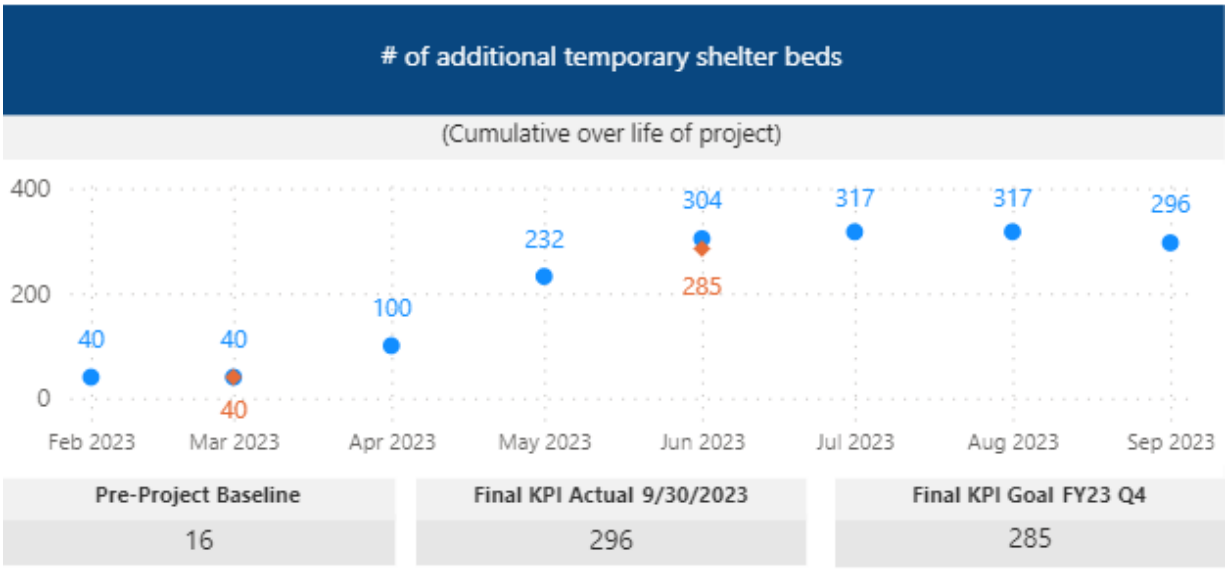

Pre-Project Baseline	Final KPI Actual 9/30/2023	Final KPI Goal FY23 Q4
16	296	285

2. **Number of people receiving emergency shelter and supportive services**

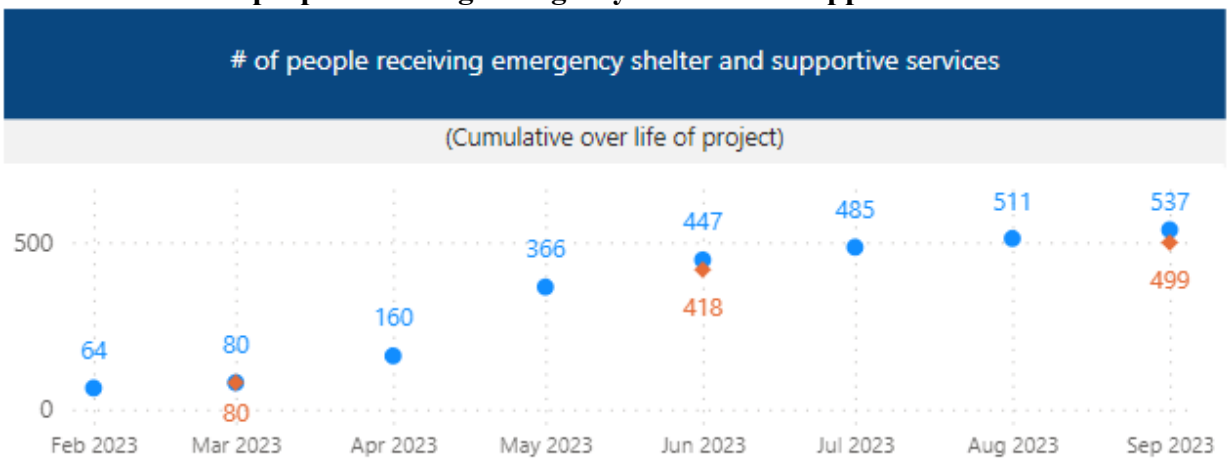

Pre-Project Baseline	Final KPI Actual 9/30/2023	Final KPI Goal FY24 Q1
4	537	499

Legend: Actual KPI Value Reported ◆ Quarterly Goals

3. Number of people served by the warming center

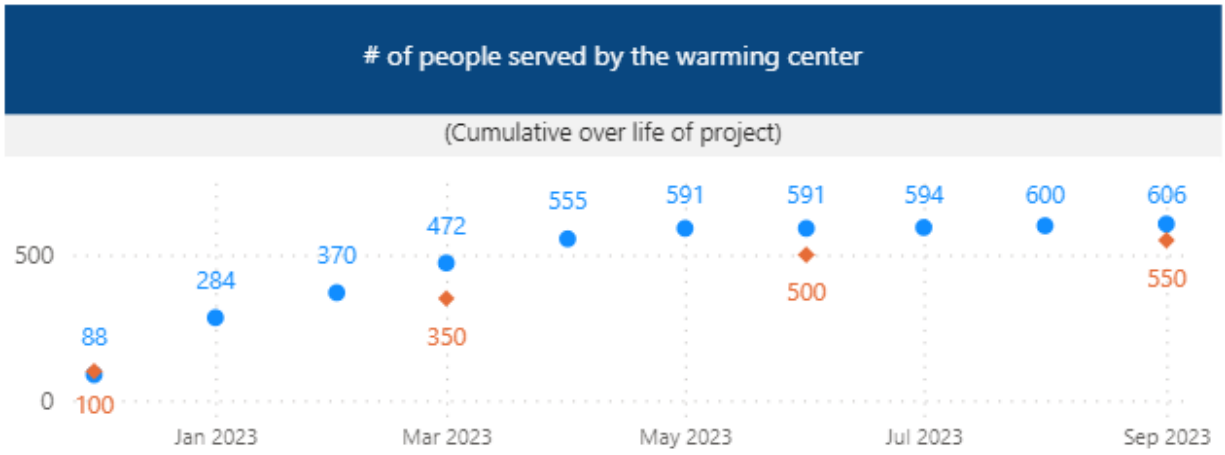

Pre-Project Baseline	Final KPI Actual 9/30/2023	Final KPI Goal FY24 Q1
0	606	550

Auxiliary Information: The maps below show the distribution of payments by the municipality that benefitted (page 6), the location of the two facilities that benefitted from infrastructure improvements (page 7), and the distribution of payments to service providers (page 8).

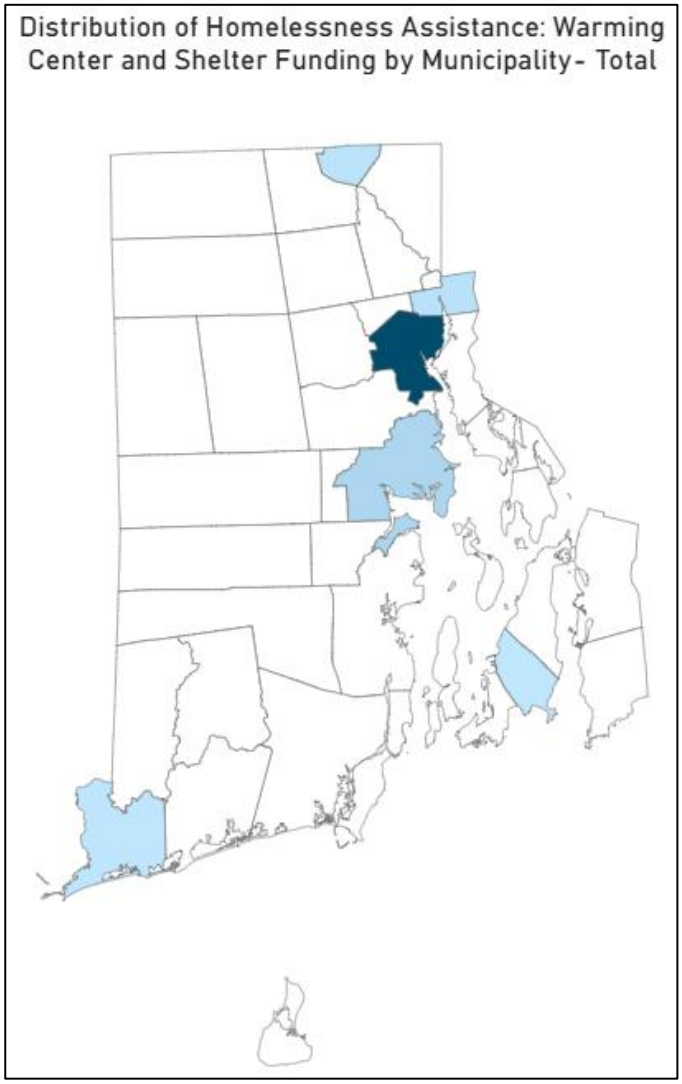

Muncipality	Sum of Funding
MIDDLETOWN	$33,201
PAWTUCKET	$211,236
PROVIDENCE	$5,852,170
WARWICK	$644,600
WESTERLY	$56,784
WOONSOCKET	$199,908
Total	**$6,997,900**

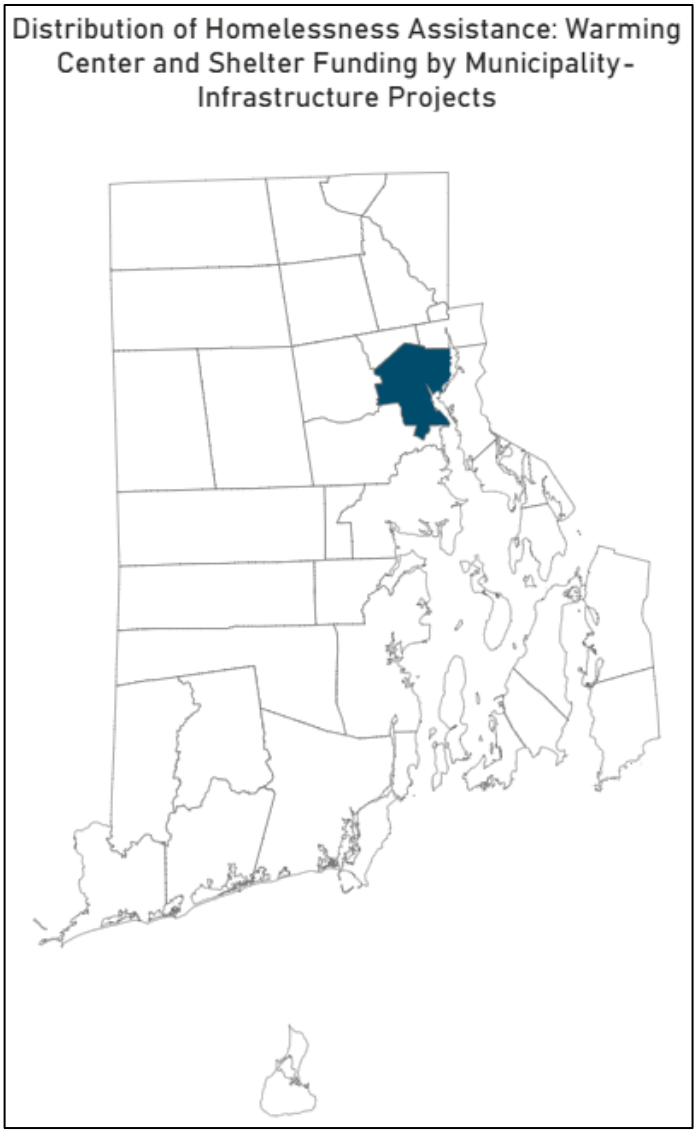

Development	Muncipality	Sum of Funding
662 HARTFORD AVENUE	PROVIDENCE	$761,510
CRANSTON STREET ARMORY	PROVIDENCE	$1,828,769
Total		**$2,590,280**

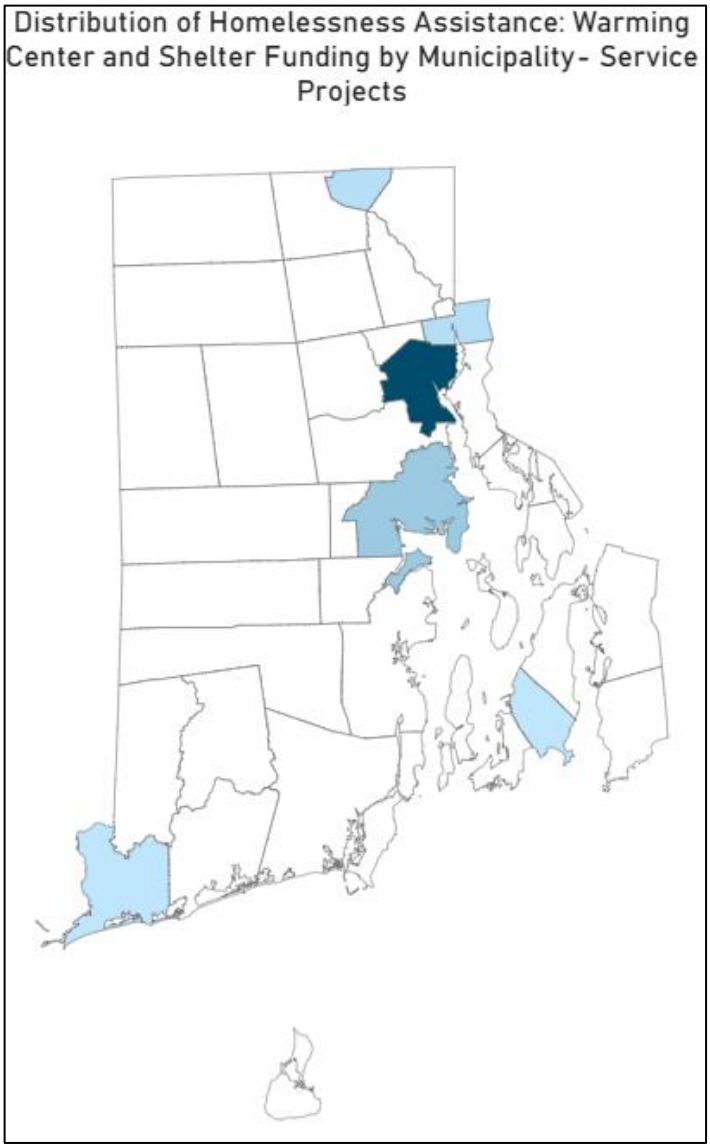

Payee	Muncipality	Sum of Funding
AMOS HOUSE	PROVIDENCE	$1,623,320
CATHOLIC SOCIAL SERVICES OF RHODE ISLAND	PROVIDENCE	$47,359
COMMUNITY CARE ALLIANCE	WOONSOCKET	$199,908
CROSSROADS RHODE ISLAND	PROVIDENCE	$722,722
ELIZABETH BUFFUM CHACE CENTER	WARWICK	$64,159
NEWPORT COUNTY COMMUNITY MENTAL HEALTH CENTER INC	MIDDLETOWN	$33,201
OPEN DOORS	PROVIDENCE	$868,489
RHODE ISLAND COALITION FOR THE HOMELESS INC	PAWTUCKET	$211,236
THRIVE BEHAVIORAL HEALTH INC	WARWICK	$580,442
WESTERLY AREA REST AND MEALS WARM INC	WESTERLY	$56,784
Total		**$4,407,620**