



RHODE
ISLAND

Capital Projects Fund Update

Pandemic Recovery Office

FY 2026 Q3

Report Outline

- Pandemic Recovery Office Mission
- Capital Project Fund Background & Overview
- Broadband Infrastructure Projects Program Update
- Overview of Broadband Infrastructure Projects
- Community Learning Center (CLC) Municipal Grant Program Update
- Overview of CLC Projects

Pandemic Recovery Office Mission

The Department of Administration's Pandemic Recovery Office (PRO) serves as the central office for policy coordination and compliance for the federal Coronavirus Capital Projects Fund (CPF), as allocated under the American Rescue Plan Act (ARPA).

The State's \$112.3 million CPF allocation, received in February 2022, can be used to fund critical capital projects that directly and jointly enable work, education, and health monitoring in response to the public health emergency.

The Capital Projects Fund aims to:

- Directly support recovery from the COVID-19 public health emergency by strengthening and improving the infrastructure necessary for participation in work, education, and health monitoring that will last beyond the pandemic.
- Enable investments in capital assets designed to address inequities in access to critical services.
- Contribute to the goal of providing every American with the modern infrastructure necessary to access critical services, including a high-quality and affordable broadband internet connection.

Background on U.S. Treasury's Capital Projects Fund

- Per U.S. Treasury's eligibility criteria, a qualifying CPF project:
 - Invests in capital assets designed to directly and jointly enable work, education, and health monitoring.
 - Is designed to address a critical need that resulted from or was made apparent or exacerbated by the COVID-19 public health emergency
 - Is designed to address a critical need of the community to be served by the capital asset
- A key priority of this program is to make funding available for reliable, affordable broadband infrastructure and other digital connectivity technology projects.
- Recipients may also use funds for multi-purpose community facilities, which provide compliant programming, and at least three private remote-access spaces
- The program encourages recipients to focus on economically distressed areas, support community empowerment, and adopt strong labor practices.

Background on Capital Projects Fund Grant Programs

- The State submitted two program plans that were subsequently approved by Treasury:
 - Broadband Infrastructure Program: \$25M approved on 3/28/2023; reduced to \$24M on 10/22/2024
 - Community Learning Center (CLC) Municipal Grant Program: \$81.7M approved on 7/18/2023 ; increased to \$82.2M on 2/2/2026
 - Community Library Municipal Grant (CLMG), a subset of the CLC program: \$1M approved on 2/2/2026
 - Grant Administration: \$5.6M approved on 2/4/2022; increased to \$6.6M on 10/22/2024; reduced to \$5.1M on 2/2/2026

Background on Capital Projects Fund Grant Programs

- CPF projects must reach substantial completion by 12/31/2026
 - Substantial completion is achieved on the date at which the capital asset can fulfill the primary operations that it was designed to perform, delivering services to end-users
 - PRO requires construction of all Community Learning Center projects to be complete by 10/31/2026
- Unlike the State Fiscal Recovery Fund (SFRF), CPF does not have an obligation deadline, but all expenses to be paid from CPF funds must be incurred by 12/31/2026

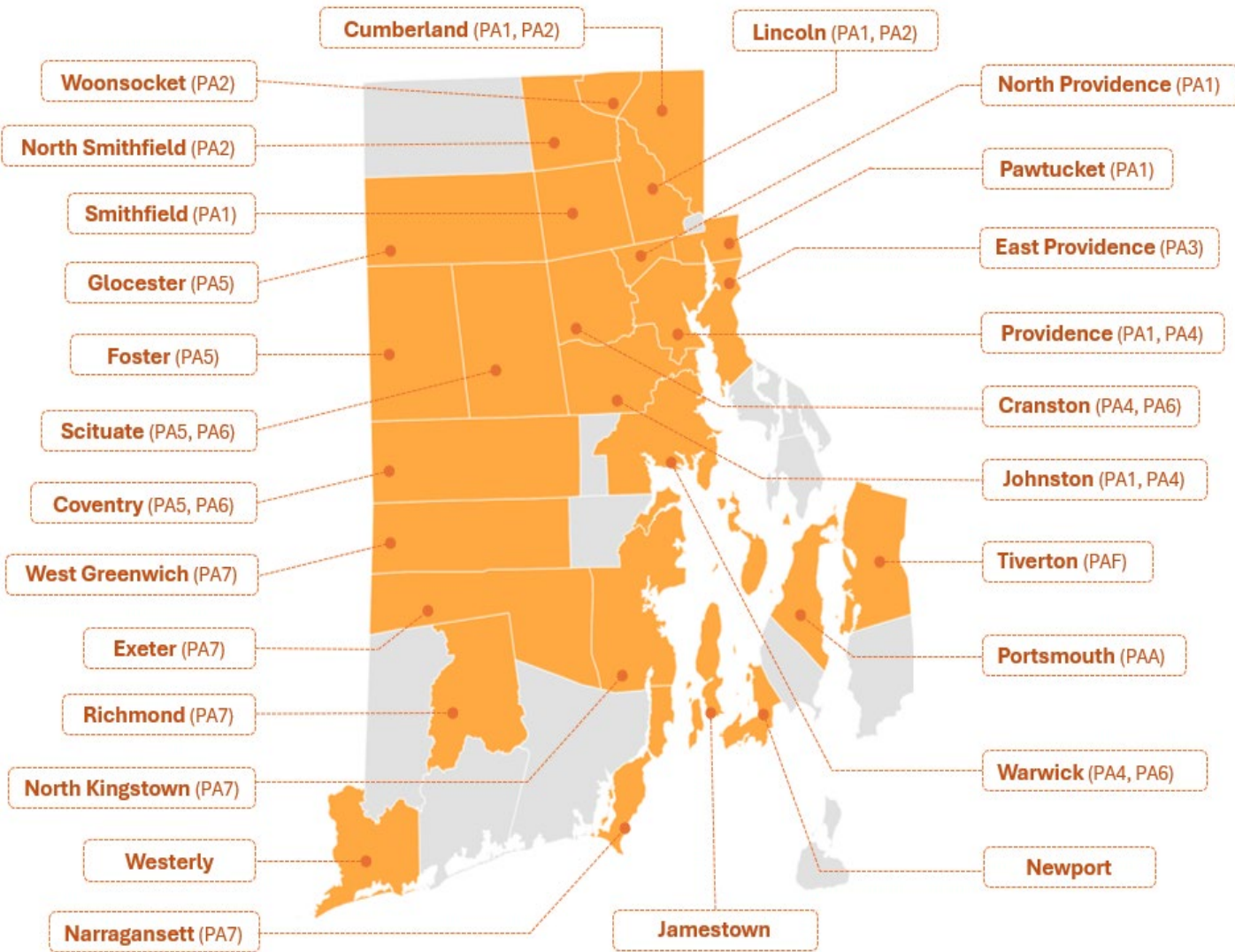


Broadband Infrastructure Projects Program Update

As of March 31, 2026

RI's CPF Broadband Infrastructure Projects Program

- The CPF Broadband Infrastructure Projects Program is administered by Rhode Island Commerce Corporation and is separate from the Infrastructure Investment and Jobs Act (IIJA) Broadband Equity, Access, and Deployment (BEAD) program
 - To date, three RFPs have been completed for the following areas:
 - Jamestown, Newport, and Westerly
 - **\$12.9M** was approved for award in September 2024; Subawards executed in March 2025.
 - Seven project areas with locations in Coventry, Cranston, Cumberland, East Providence, Exeter, Foster, Glocester, Johnston, Lincoln, Narragansett, North Kingstown, North Providence, North Smithfield, Pawtucket, Providence, Richmond, Scituate, Smithfield, Warwick, West Greenwich, Woonsocket
 - **\$6.3M** was approved for award in January 2025; Subawards executed in March 2025.
 - Portsmouth and Tiverton
 - **\$4.7M** was approved for award in February 2025; Subawards executed in March 2025.



Broadband Infrastructure Project Areas

- **26 municipalities** served
- **Over 16,000 locations** will be enhanced through this program.

Projects and Broadband Serviceable Locations

A broadband serviceable location (BSL) is a business or residential location at which mass-market fixed broadband internet access service is, or can be, installed.

RFP Round 1 – Awarded 9/2024 – Contract Executed 3/2025 – Total BSLs: 6,541

Jamestown – 1,623

Newport – 4,489

Westerly – 429

RFP Round 2 – Awarded 1/2025 – Contract Executed 3/2025 – Total BSLs: 3,296

Project Area (PA) – 1: Cumberland, Johnston, Lincoln, North Providence, Pawtucket, Providence, Smithfield – 758

PA – 2: Cumberland, Lincoln, North Smithfield, Woonsocket – 523

PA – 3: East Providence – 130

PA – 4: Cranston, Johnston, Providence, Warwick – 295

PA – 5: Coventry, Foster, Glocester, Scituate – 613

PA – 6: Coventry, Cranston, Scituate, Warwick – 560

PA – 7: Exeter, Narragansett, North Kingstown, Richmond, West Greenwich – 417

RFP Round 3 – Awarded 2/2025 – Contract Executed 3/2025 – Total BSLs: 6,481

PA – A: Portsmouth – 2,198

PA – F: Tiverton – 4,283

Total Number of BSLs in each project area subject to change during project implementation.

Projects and Broadband Serviceable Locations

Project Area	Total BSLs*	Business Locations	Community Anchor Institute Locations	Residential Locations†	Housing Units at Residential Locations
Jamestown	1,623	55	0	1,568	1,979
Newport	4,489	432	60	3,997	3,997
Westerly	429	64	1	364	1,018
PA-1	758	134	0	624	1,702
PA-2	523	61	0	462	1,280
PA-3	130	39	0	91	588
PA-4	295	167	3	125	884
PA-5	613	30	0	583	640
PA-6	560	47	1	512	1,159
PA-7	417	102	1	314	701
PA-A	2,198	115	2	2,081	2,839
PA-F	4,283	299	0	3,984	5,789
Total	16,318	1,545	68	14,705	22,576

*Total Number of BSLs in each project area subject to change during project implementation.

† A residential location is defined by the FCC as a location that is or contains “housing units” or “group quarters” based on the U.S. Census Bureau

Project Area: Jamestown

CPF award: **\$2,071,245**

Internet Service Provider (ISP) match: **\$2,278,669**

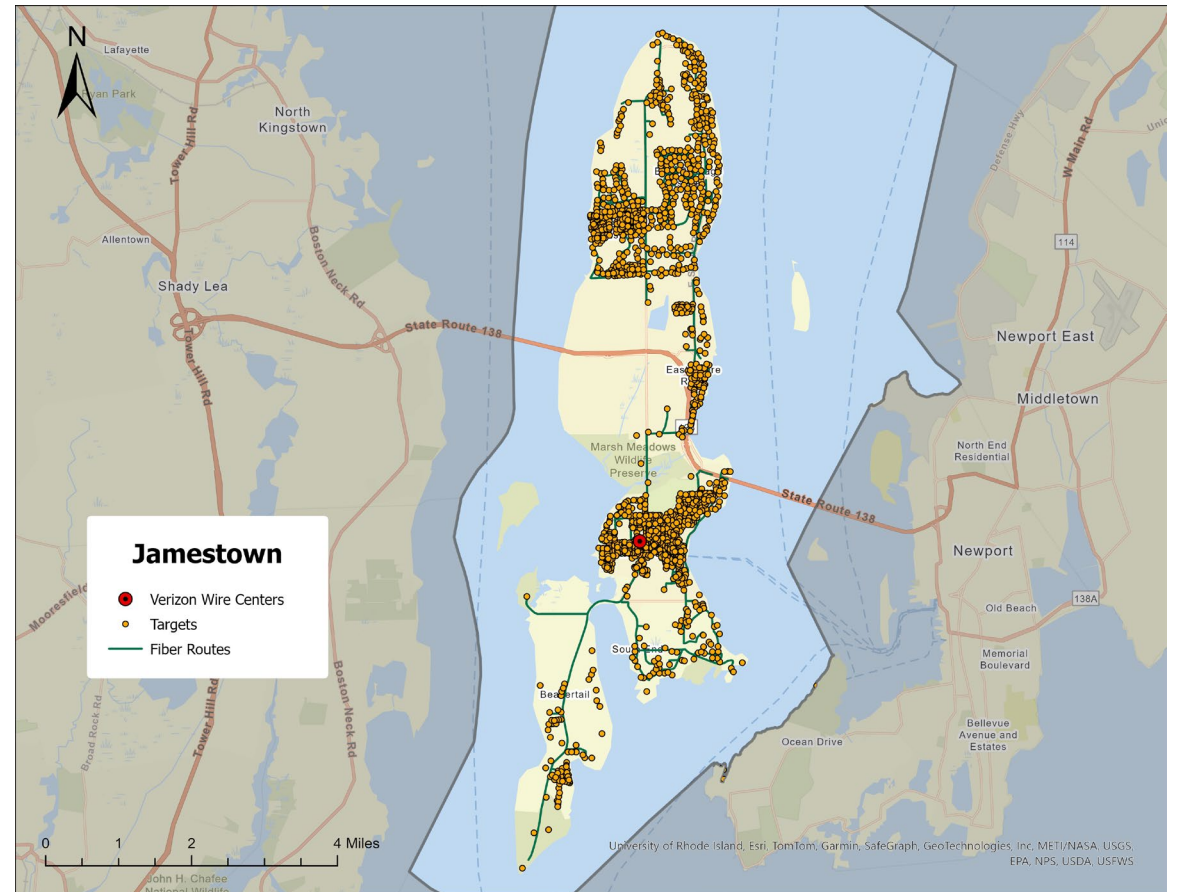
Total Project Cost: **\$4,349,914**

Project is funded through CPF, 48%, & ISP Match, 52%

	Planned	Total to Date
Miles of Fiber	44	44
Eligible BSLs Served	1,623	1,291

Start Date: **6/1/2025**

Completion Date: **7/31/2026**

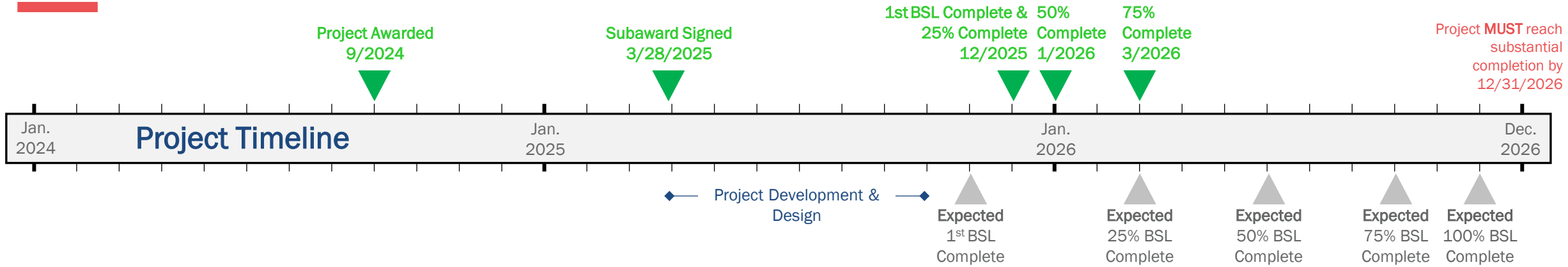


ISP: **Verizon New England, Inc.**

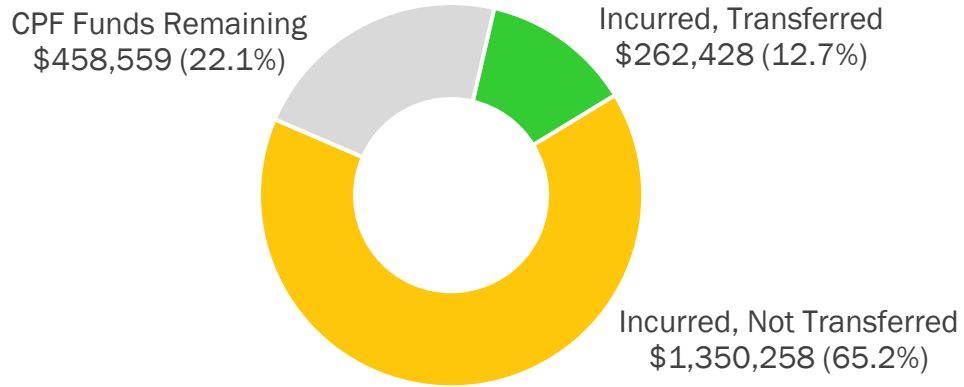
Communities Served: **Jamestown**

Project Area: Jamestown

Data as of FY2026 Q3



CPF Project Costs



Incurred: Project expenses that have been reported to Commerce by ISP.

Transferred: CPF funds transferred to ISPs. Transfers are initiated by the ISP.

Project Expenses: Planned v. Actual



Project Area: Newport

CPF award: **\$9,308,052**

Internet Service Provider (ISP) match: **\$3,989,165**

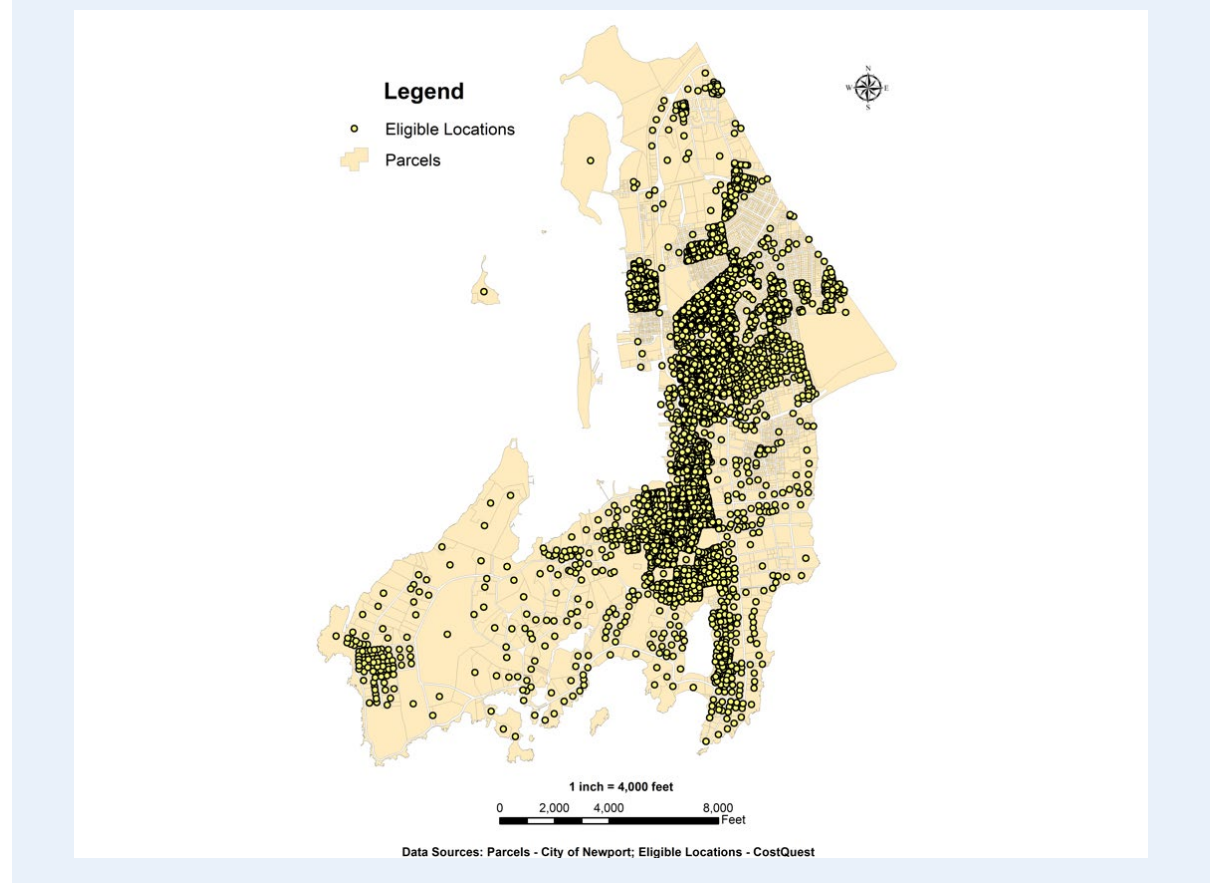
Total Project Cost: **\$13,297,217**

Project is funded through CPF, 70%, & ISP Match, 30%

	Planned	Total to Date
Miles of Fiber	83	0
Eligible BSLs Served	4,489	0

Start Date: **9/15/2025**

Completion Date: **11/15/2026**




ISP: **GoNetspeed**

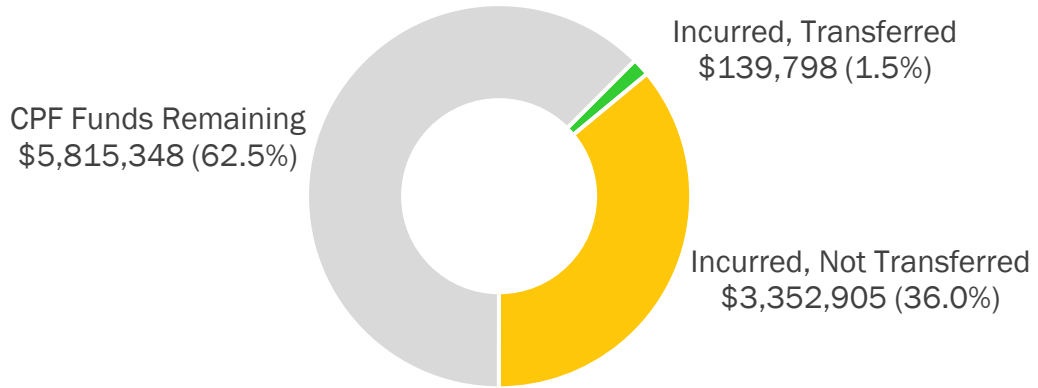
Communities Served: **Newport**

Project Area: Newport

Data as of FY2026 Q3



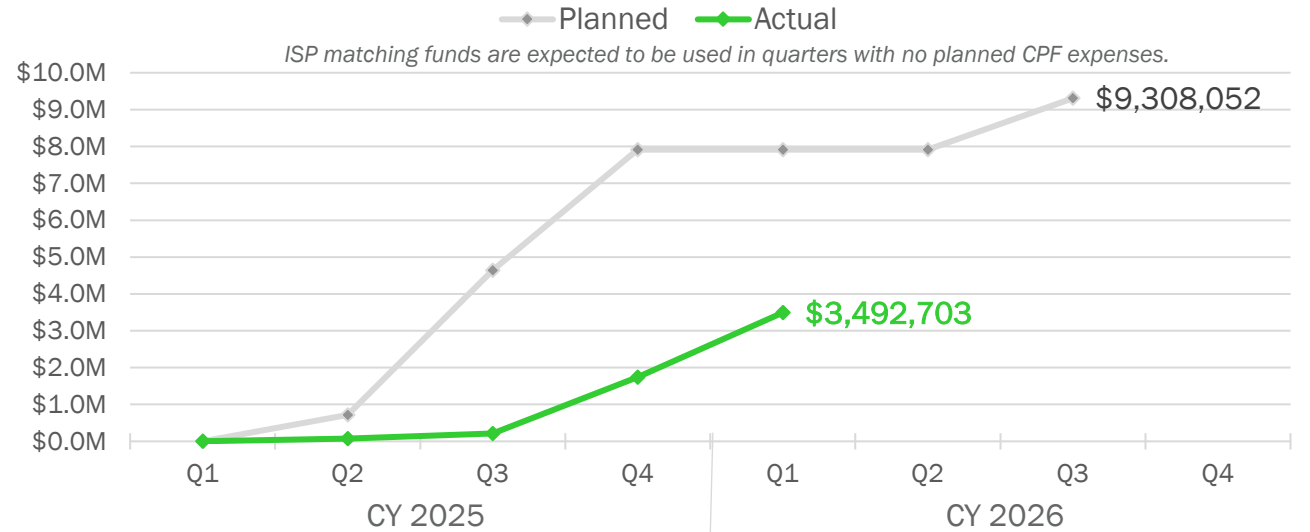
CPF Project Costs



Incurred: Project expenses that have been reported to Commerce by ISP.

Transferred: CPF funds transferred to ISPs. Transfers are initiated by the ISP.

Project Expenses: Planned v. Actual



Project Area: Westerly

CPF award: **\$1,564,635**

Internet Service Provider (ISP) match: **\$907,055**

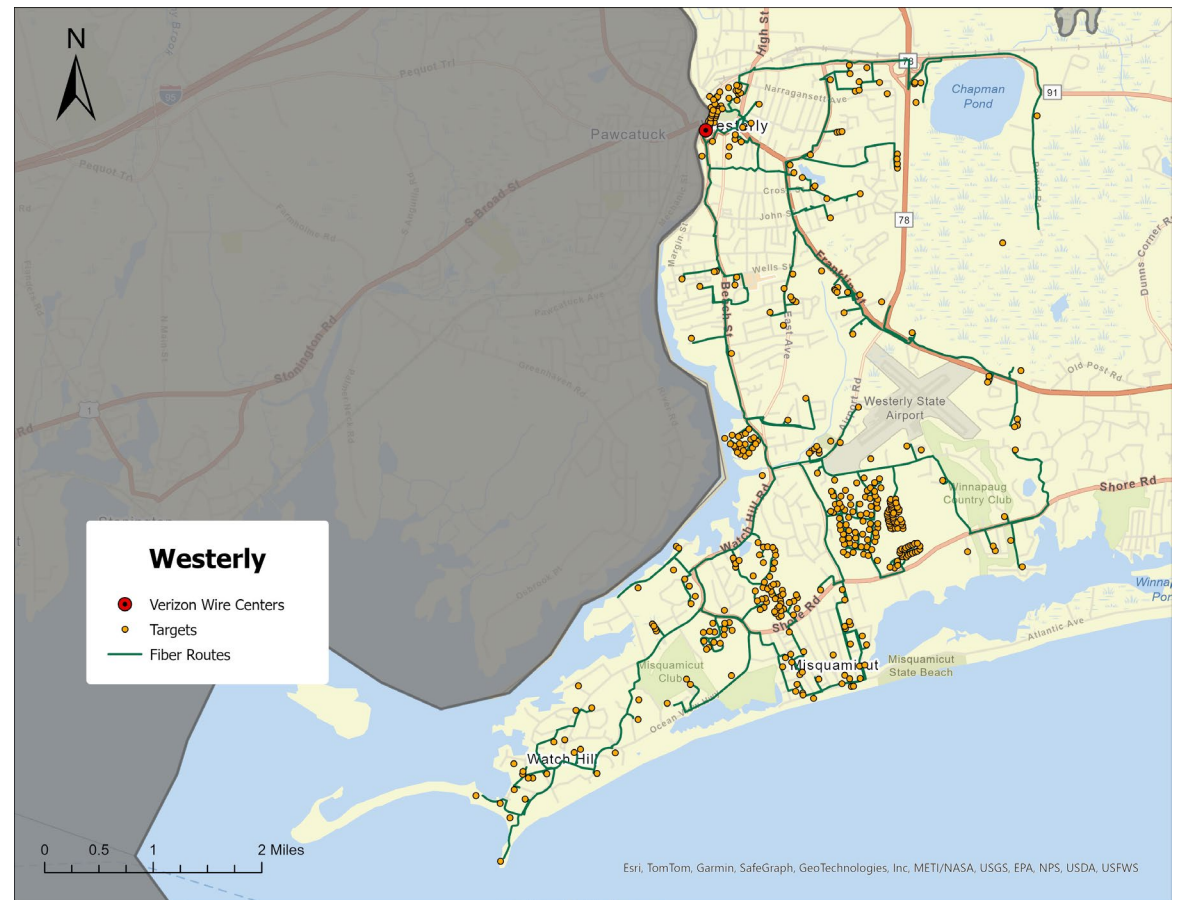
Total Project Cost: **\$2,471,690**

Project is funded through CPF, 63%, & ISP Match, 37%

	Planned	Total to Date
Miles of Fiber	10	0
Eligible BSLs Served	429	106

Start Date: **2/26/2026**

Completion Date: **8/31/2026**

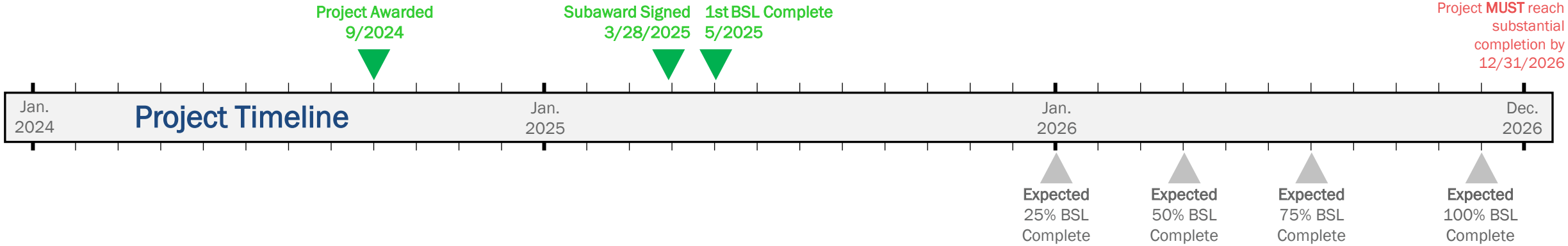


ISP: **Verizon New England, Inc.**

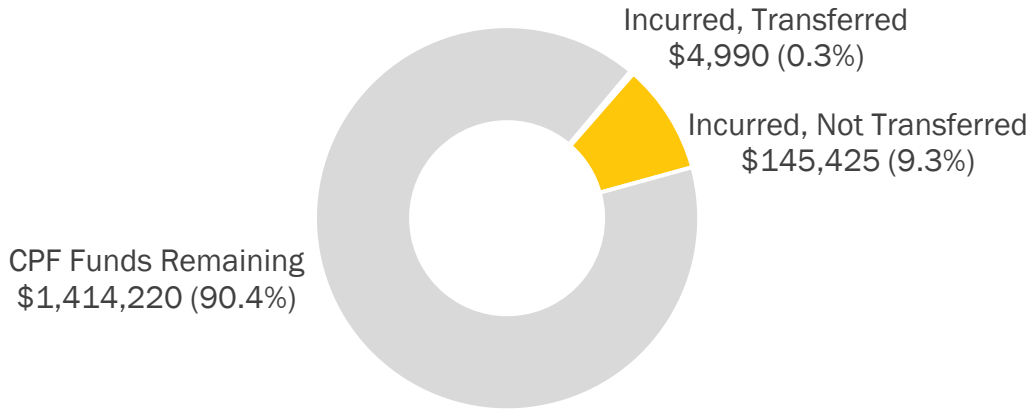
Communities Served: **Westerly**

Project Area: Westerly

Data as of FY2026 Q3



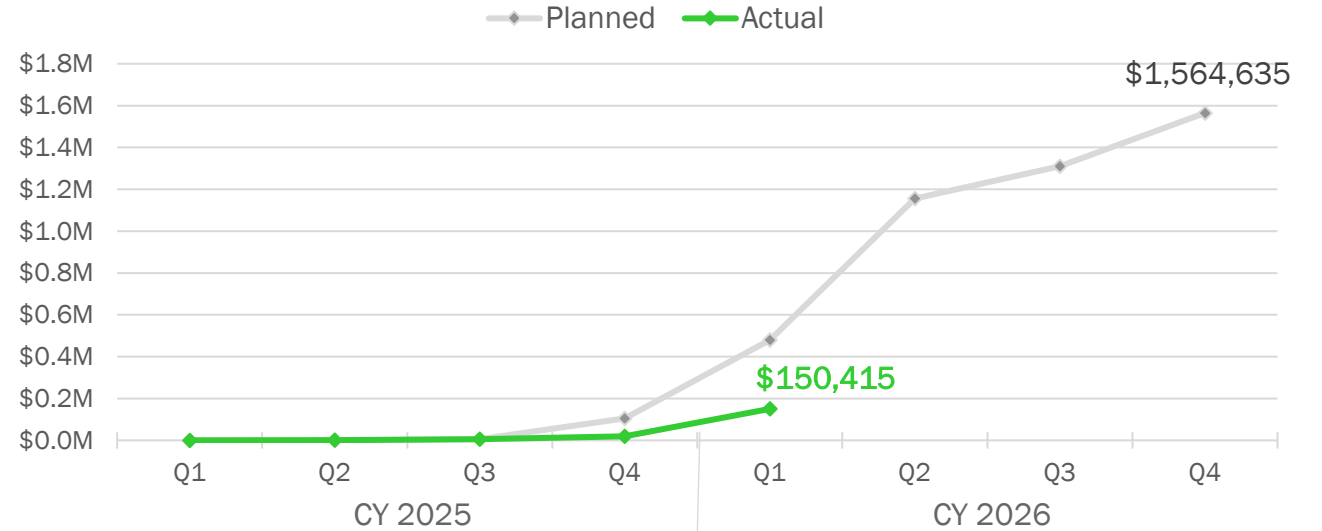
CPF Project Costs



Incurred: Project expenses that have been reported to Commerce by ISP.

Transferred: CPF funds transferred to ISPs. Transfers are initiated by the ISP.

Project Expenses: Planned v. Actual



Project Area: PA-1

CPF award: **\$1,560,759**

Internet Service Provider (ISP) match: **\$2,544,116**

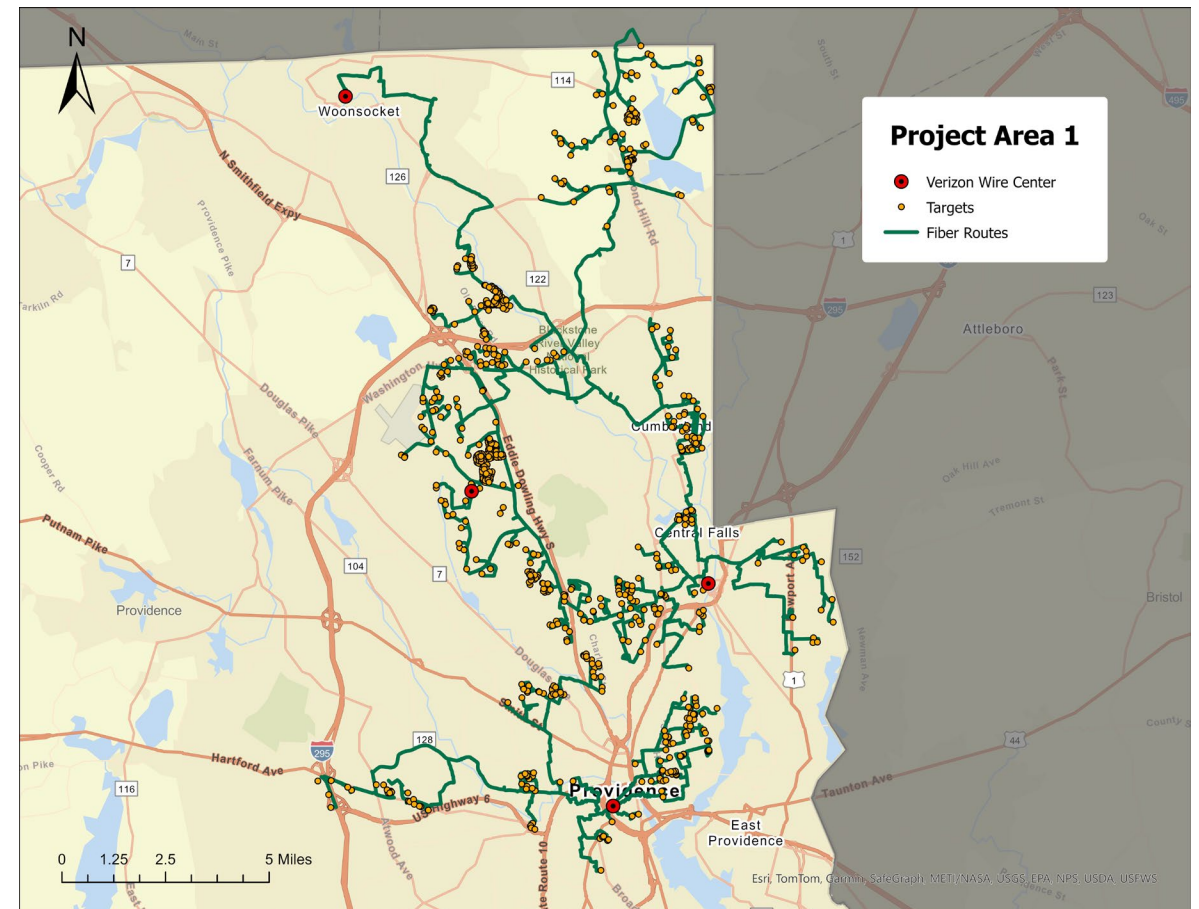
Total Project Cost: **\$4,104,875**

Project is funded through CPF, 38%, & ISP Match, 62%

	Planned	Total to Date
Miles of Fiber	45	1
Eligible BSLs Served	758	131

Start Date: **1/13/2026**

Completion Date: **9/30/2026**

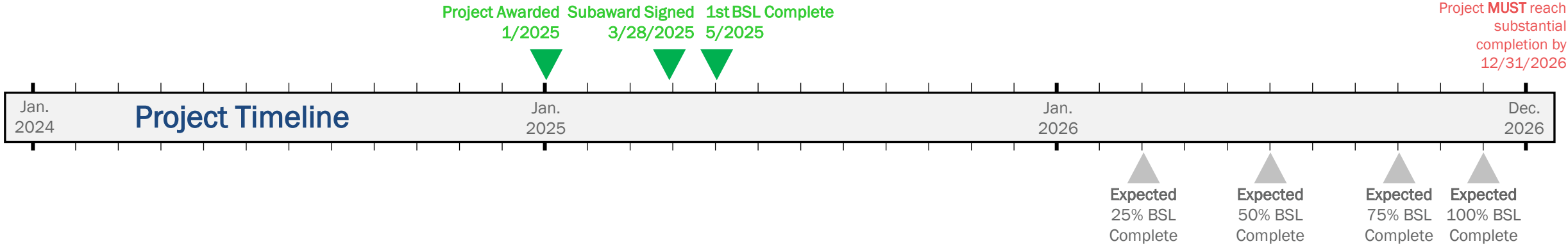


ISP: **Verizon New England, Inc.**

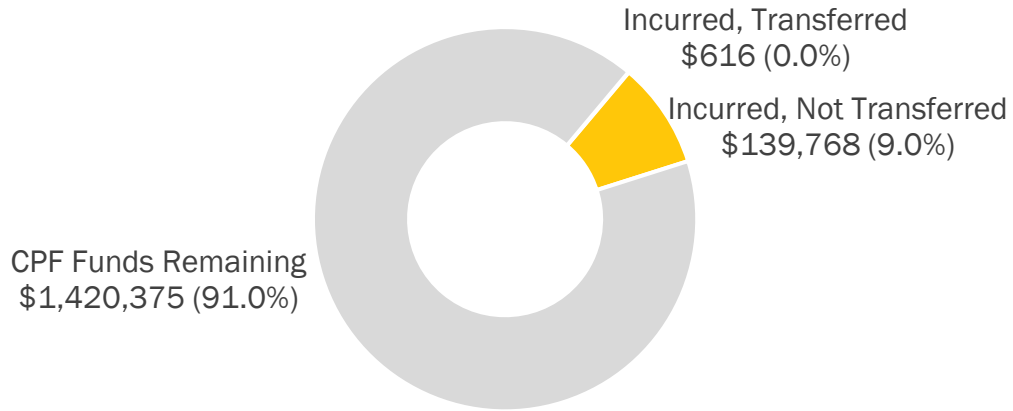
Communities Served: **Cumberland, Johnston, Lincoln, North Providence, Pawtucket, Providence, Smithfield**

Project Area: PA-1

Data as of FY2026 Q3



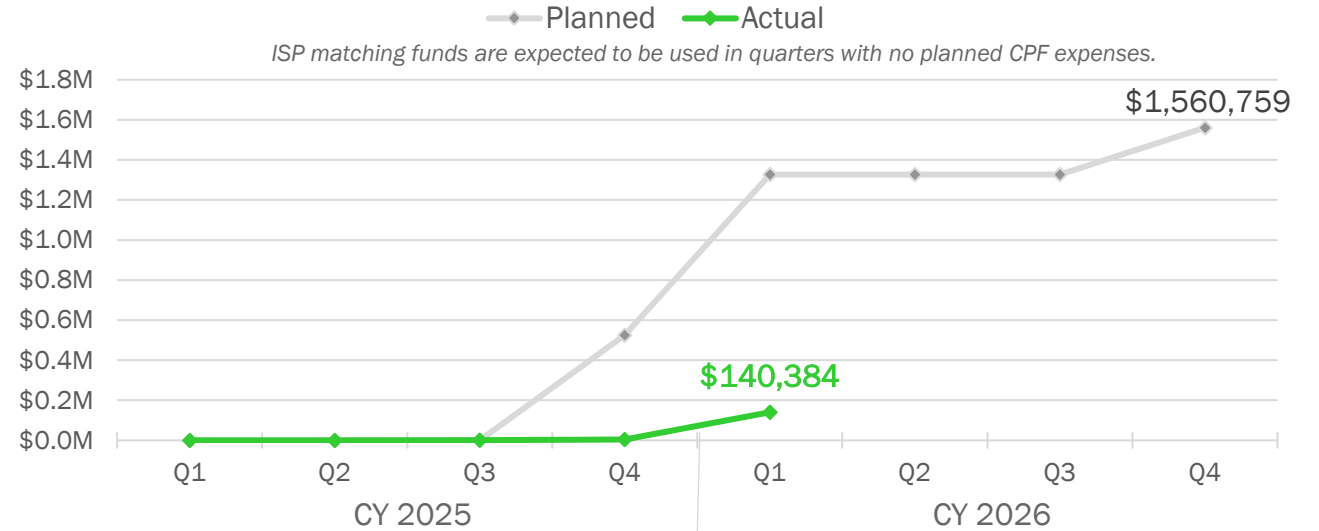
CPF Project Costs



Incurred: Project expenses that have been reported to Commerce by ISP.

Transferred: CPF funds transferred to ISPs. Transfers are initiated by the ISP.

Project Expenses: Planned v. Actual



Project Area: PA-2

CPF award: **\$1,150,928**

Internet Service Provider (ISP) match: **\$1,902,196**

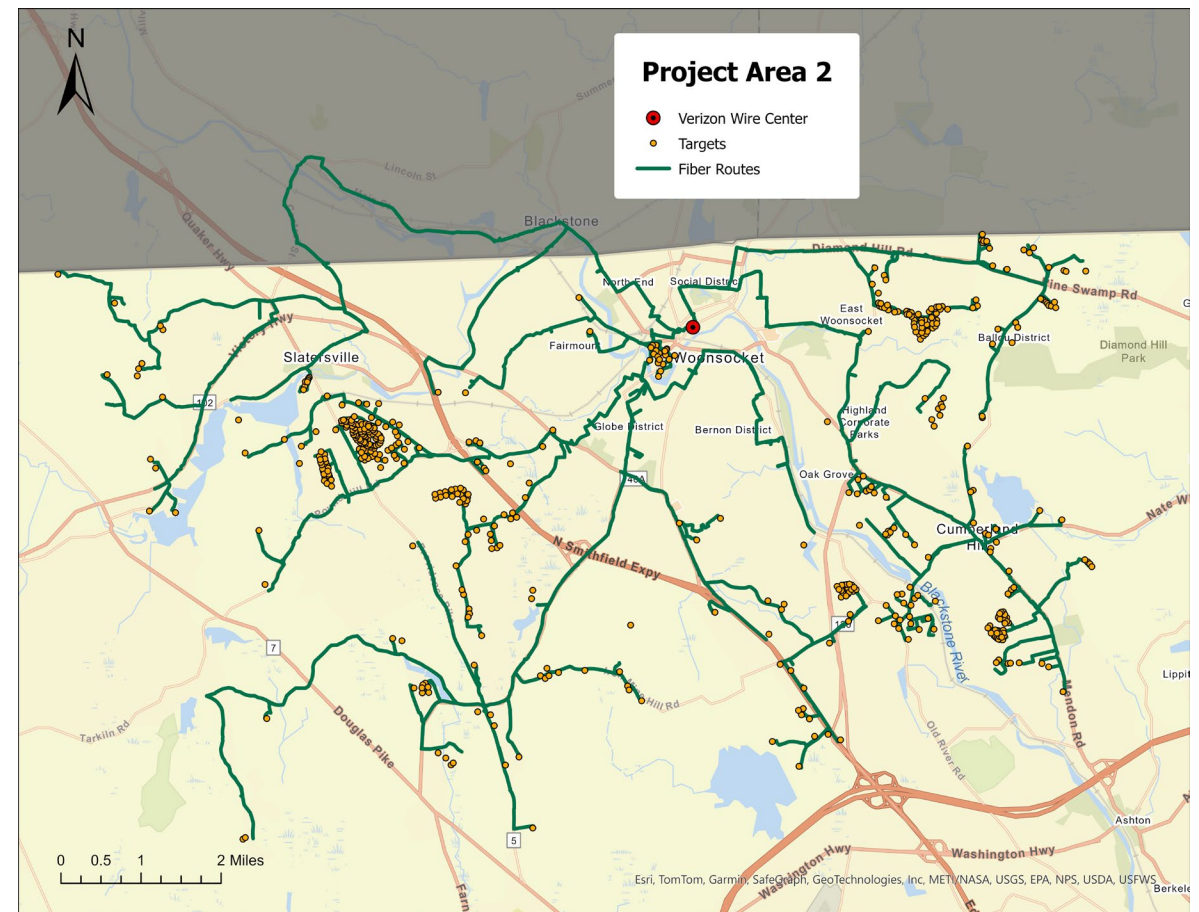
Total Project Cost: **\$3,053,124**

Project is funded through CPF, 38%, & ISP Match, 62%

	Planned	Total to Date
Miles of Fiber	26	0
Eligible BSLs Served	523	78

Start Date: **8/4/2025**

Completion Date: **9/30/2026**

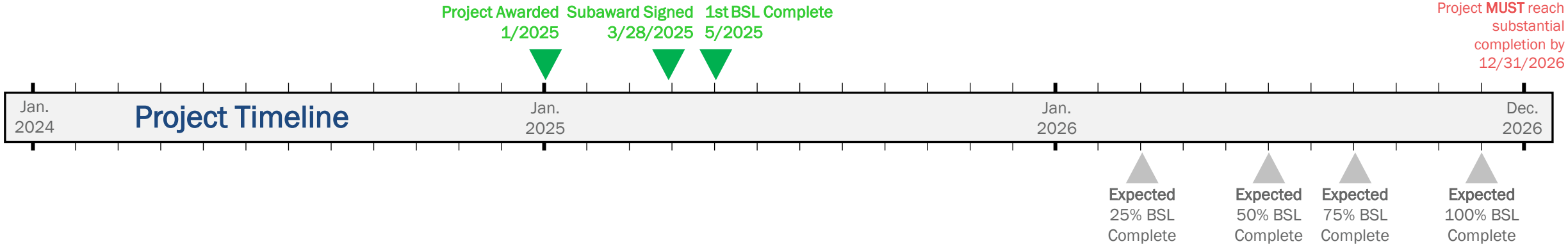


ISP: **Verizon New England, Inc.**

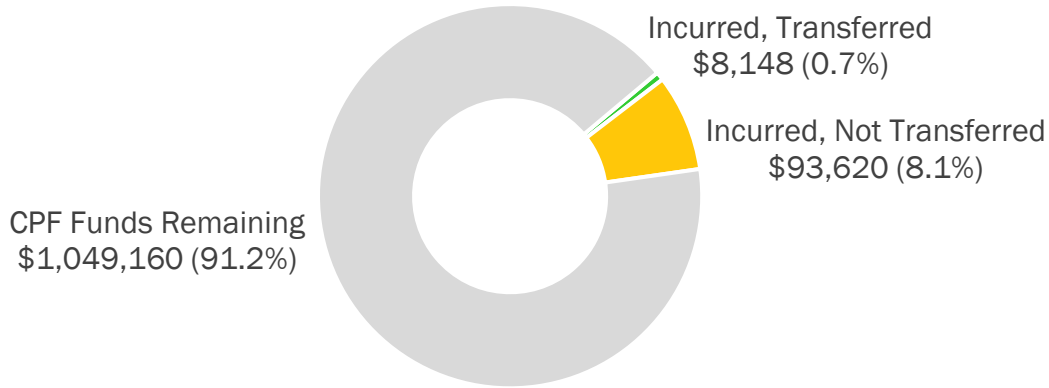
Communities Served: **Cumberland, Lincoln, North Smithfield, Woonsocket**

Project Area: PA-2

Data as of FY2026 Q3



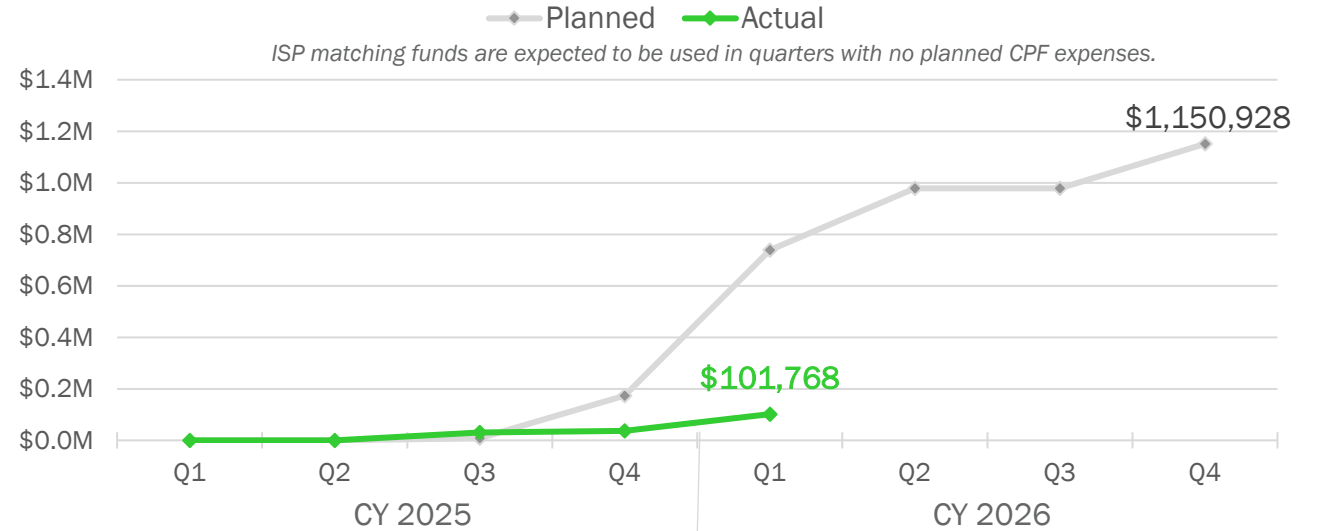
CPF Project Costs



Incurring: Project expenses that have been reported to Commerce by ISP.

Transferred: CPF funds transferred to ISPs. Transfers are initiated by the ISP.

Project Expenses: Planned v. Actual



Project Area: PA-3

CPF award: **\$474,282**

Internet Service Provider (ISP) match: **\$710,310**

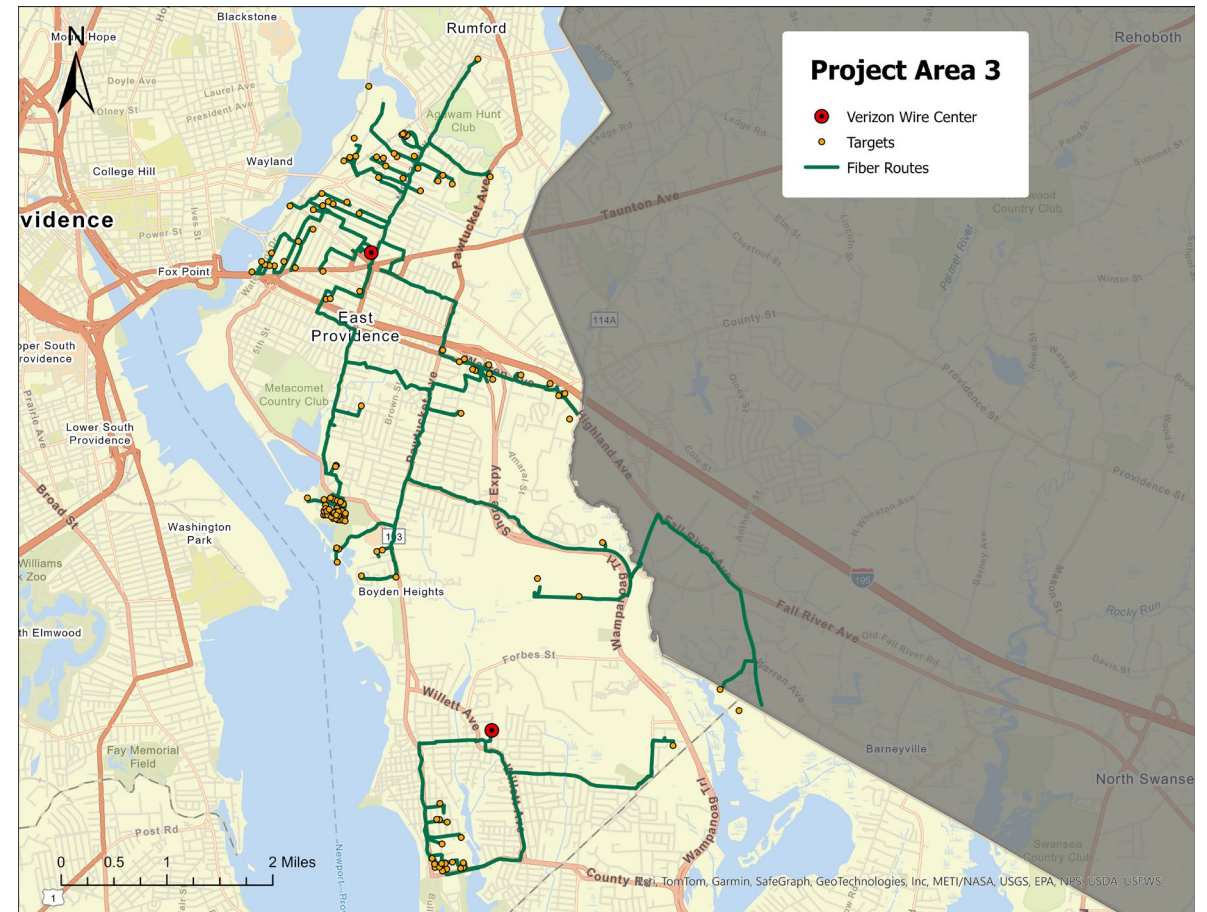
Total Project Cost: **\$1,184,592**

Project is funded through CPF, 40%, & ISP Match, 60%

	Planned	Total to Date
Miles of Fiber	6.5	0
Eligible BSLs Served	130	28

Start Date: **1/29/2026**

Completion Date: **9/30/2026**

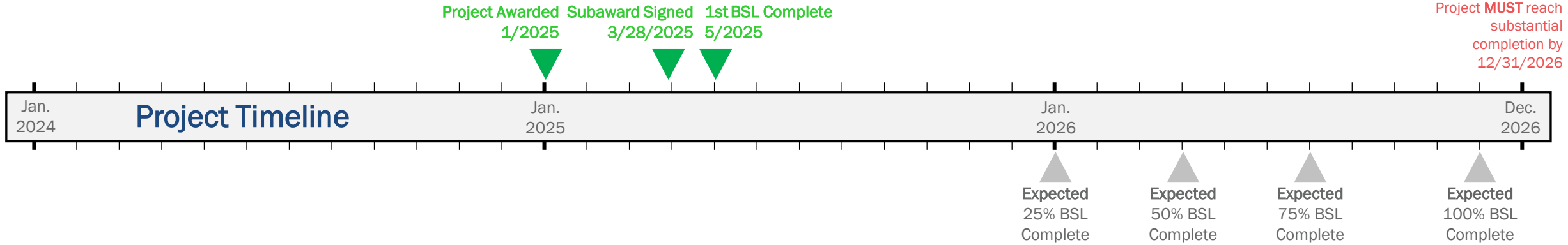


ISP: **Verizon New England, Inc.**

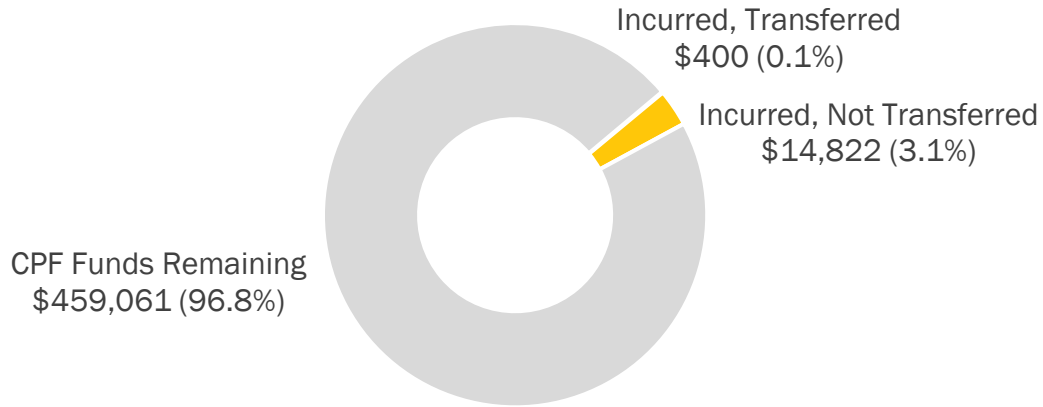
Communities Served: **East Providence**

Project Area: PA-3

Data as of FY2026 Q3



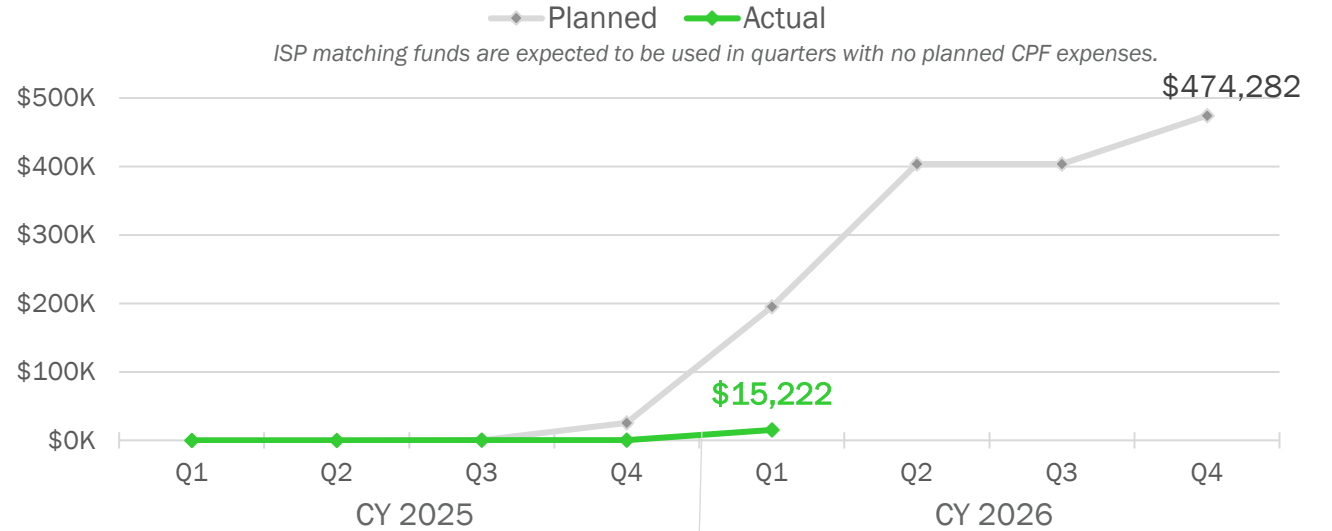
CPF Project Costs



Incurred: Project expenses that have been reported to Commerce by ISP.

Transferred: CPF funds transferred to ISPs. Transfers are initiated by the ISP.

Project Expenses: Planned v. Actual



Project Area: PA-4

CPF award: **\$935,498**

Internet Service Provider (ISP) match: **\$1,560,135**

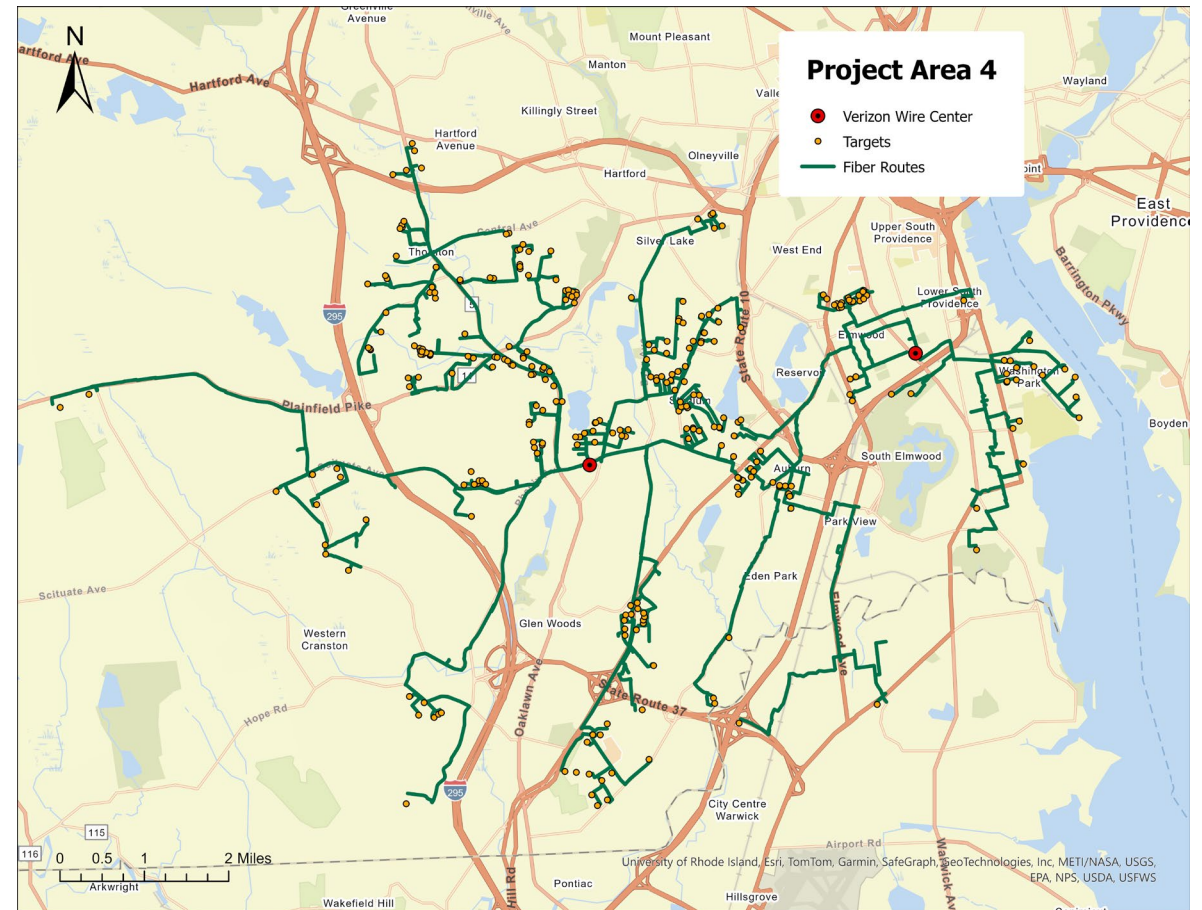
Total Project Cost: **\$2,495,633**

Project is funded through CPF, 38%, & ISP Match, 62%

	Planned	Total to Date
Miles of Fiber	27	0
Eligible BSLs Served	295	41

Start Date: **1/20/2026**

Completion Date: **9/30/2026**

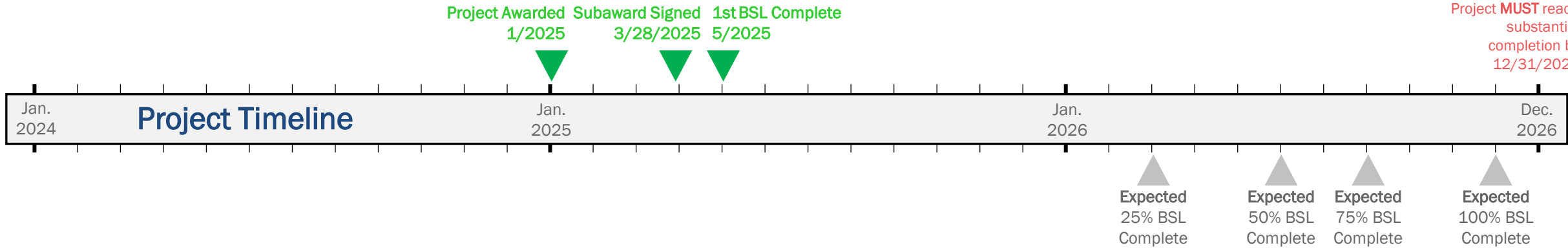


ISP: **Verizon New England, Inc.**

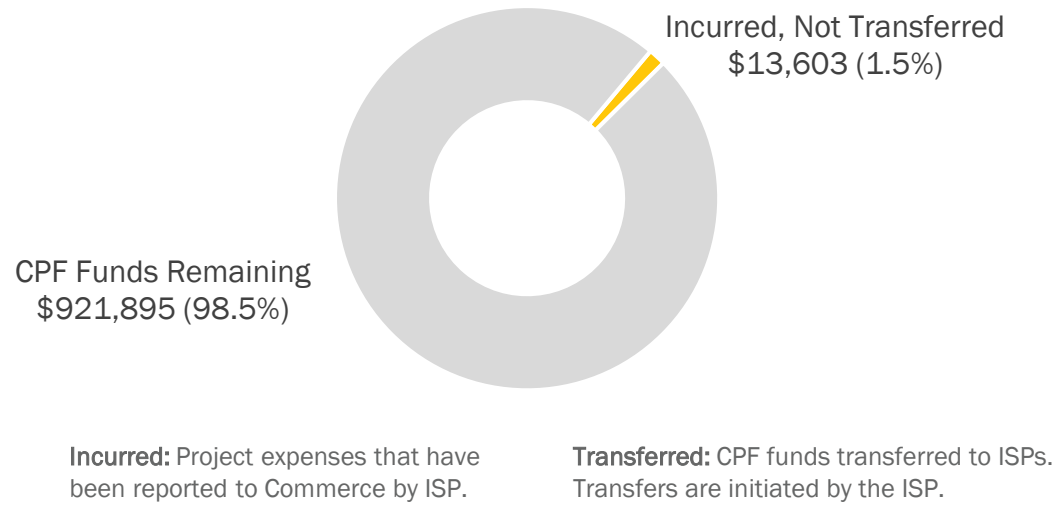
Communities Served: **Cranston, Johnston, Providence, Warwick**

Project Area: PA-4

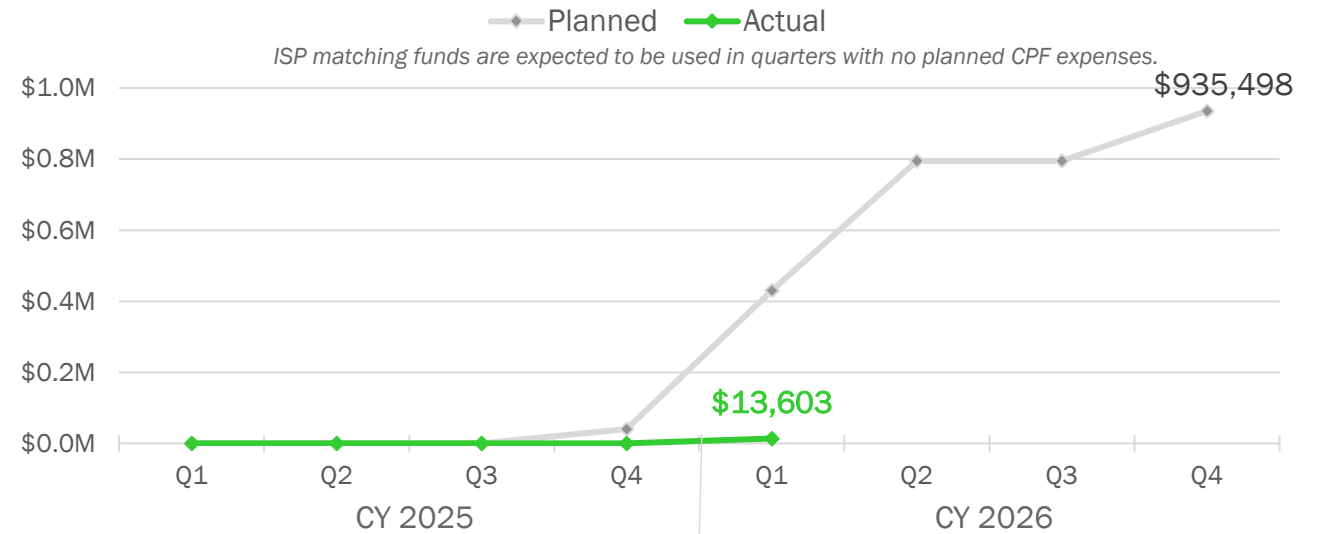
Data as of FY2026 Q3



CPF Project Costs



Project Expenses: Planned v. Actual



Project Area: PA-5

CPF award: **\$635,659**

Internet Service Provider (ISP) match: **\$1,142,646**

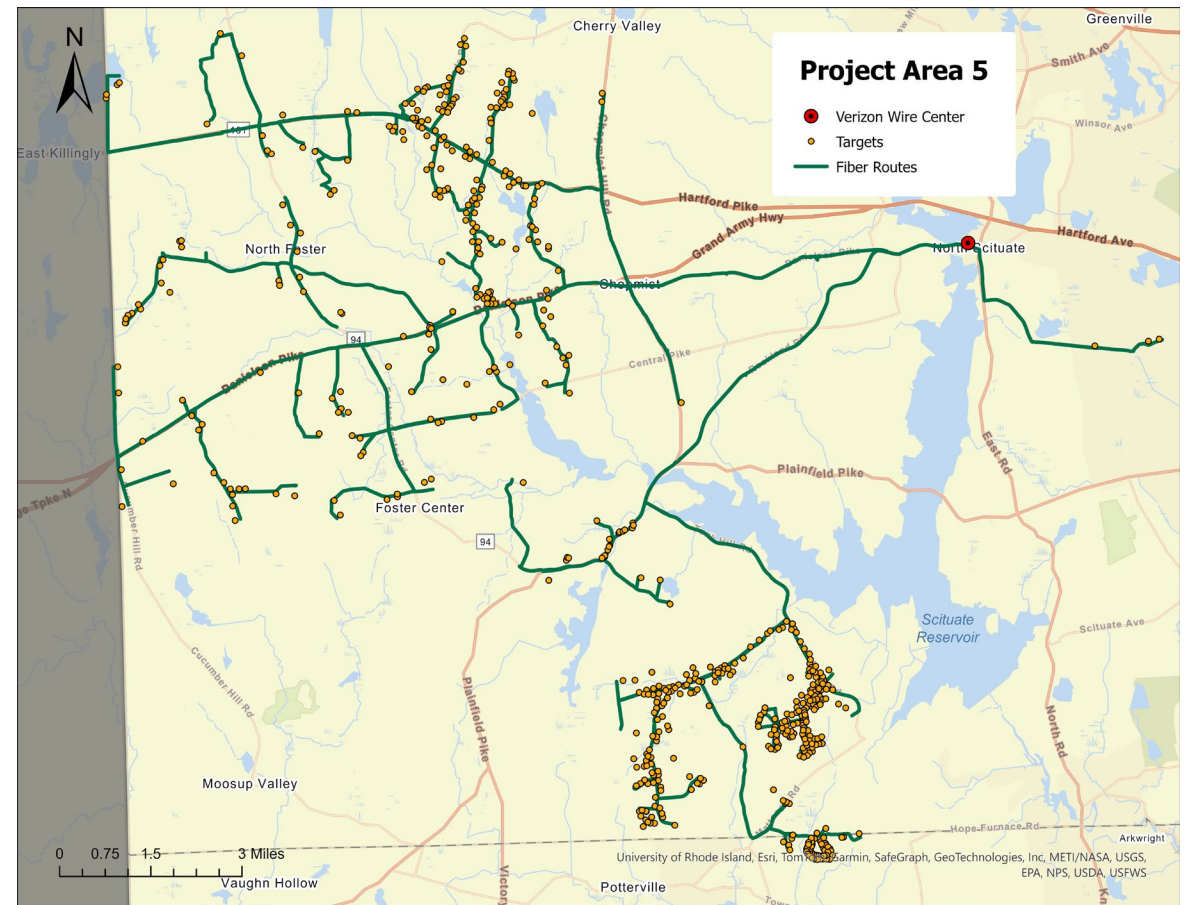
Total Project Cost: **\$1,778,305**

Project is funded through CPF, 36%, & ISP Match, 64%

	Planned	Total to Date
Miles of Fiber	32	0
Eligible BSLs Served	613	44

Start Date: **12/2/2025**

Completion Date: **9/30/2026**

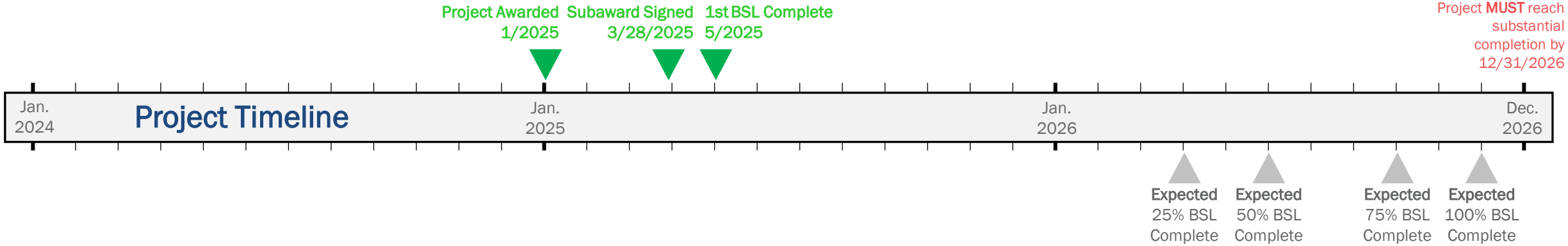


ISP: **Verizon New England, Inc.**

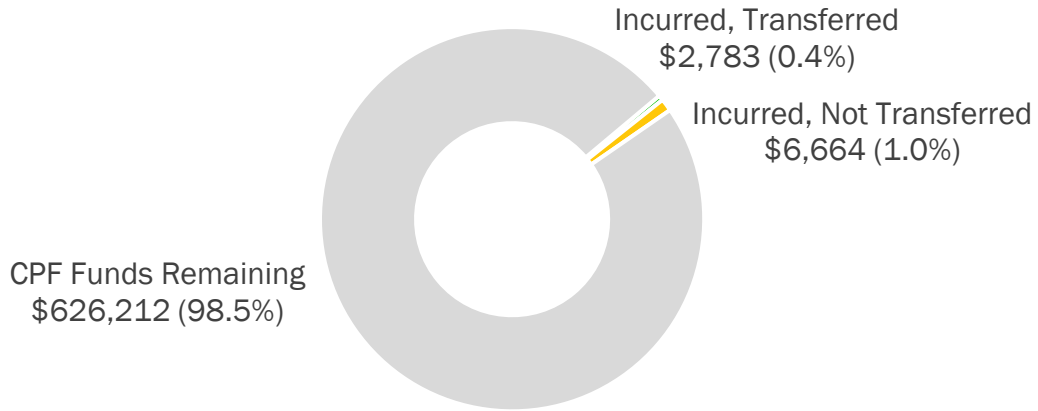
Communities Served: **Coventry, Foster, Glocester, Scituate**

Project Area: PA-5

Data as of FY2026 Q3



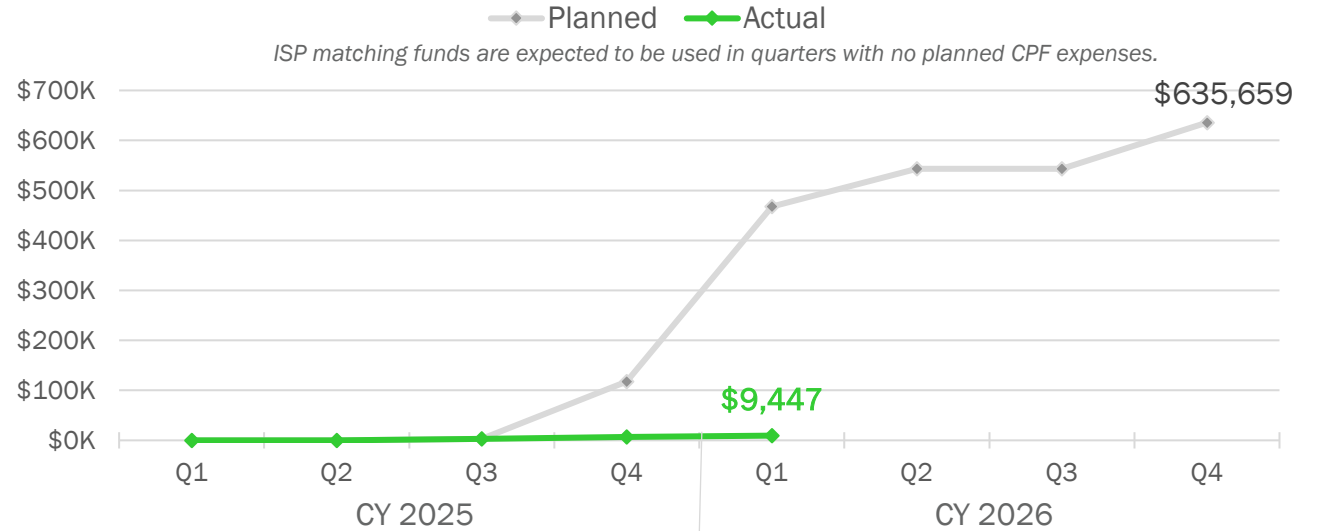
CPF Project Costs



Incurring: Project expenses that have been reported to Commerce by ISP.

Transferred: CPF funds transferred to ISPs. Transfers are initiated by the ISP.

Project Expenses: Planned v. Actual



Project Area: PA-6

CPF award: **\$727,579**

Internet Service Provider (ISP) match: **\$1,181,395**

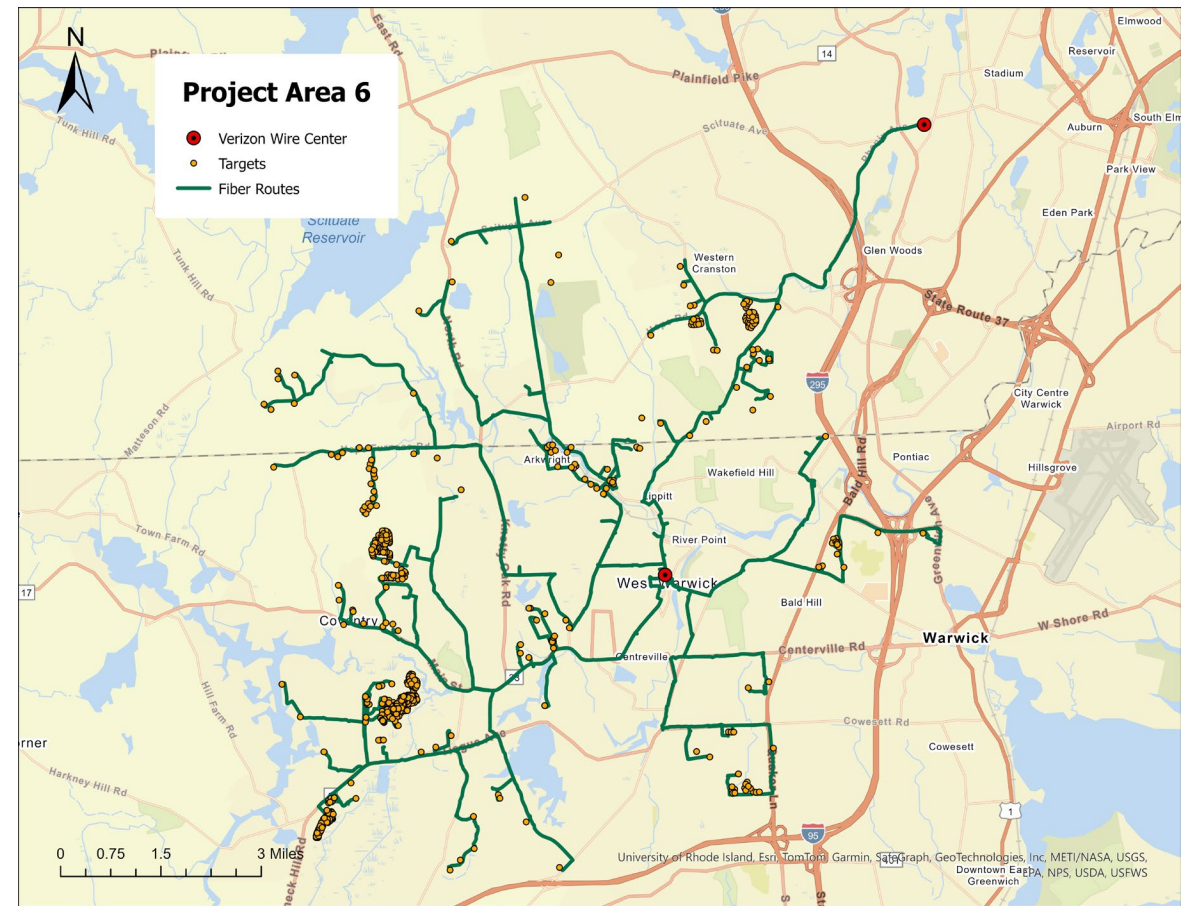
Total Project Cost: **\$1,908,974**

Project is funded through CPF, 38%, & ISP Match, 62%

	Planned	Total to Date
Miles of Fiber	18	1
Eligible BSLs Served	560	72

Start Date: **1/9/2026**

Completion Date: **9/30/2026**

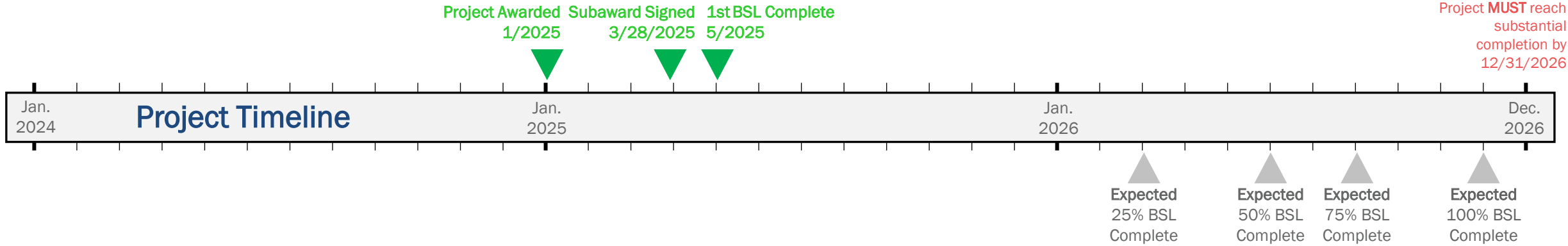


ISP: **Verizon New England, Inc.**

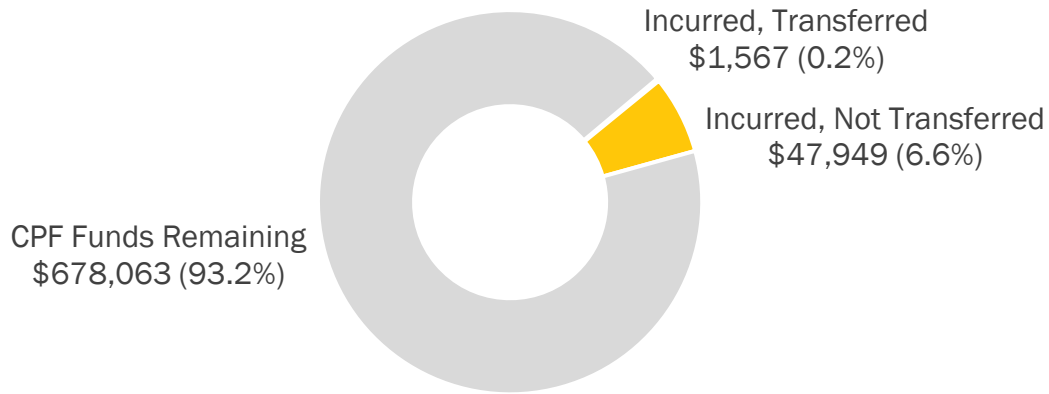
Communities Served: **Coventry, Cranston, Scituate, Warwick**

Project Area: PA-6

Data as of FY2026 Q3



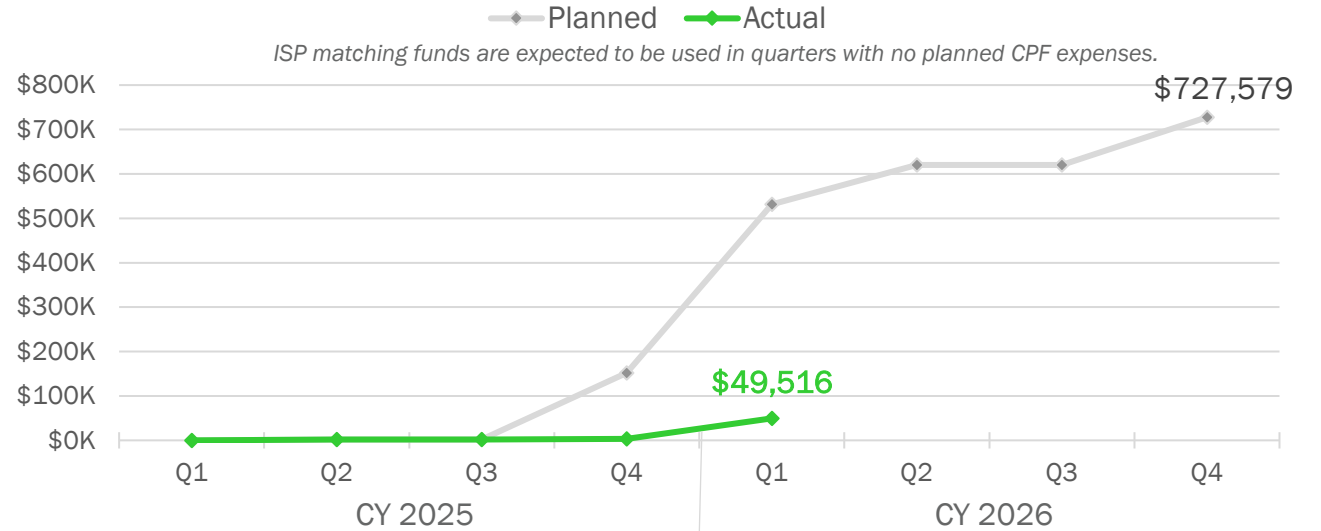
CPF Project Costs



Incurring: Project expenses that have been reported to Commerce by ISP.

Transferred: CPF funds transferred to ISPs. Transfers are initiated by the ISP.

Project Expenses: Planned v. Actual



Project Area: PA-7

CPF award: **\$821,947**

Internet Service Provider (ISP) match: **\$1,425,428**

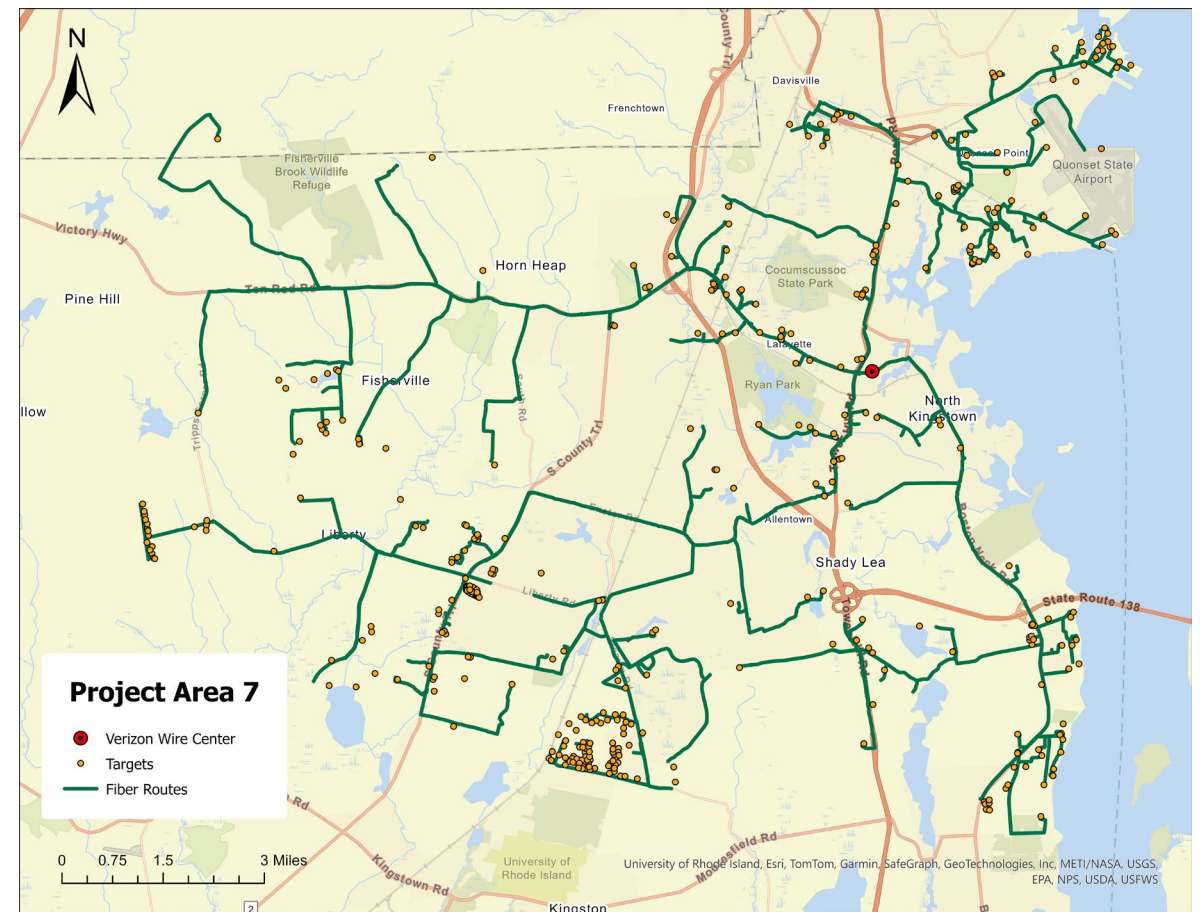
Total Project Cost: **\$2,247,375**

Project is funded through CPF, 37%, & ISP Match, 63%

	Planned	Total to Date
Miles of Fiber	32	0
Eligible BSLs Served	417	86

Start Date: **3/4/2026**

Completion Date: **9/30/2026**

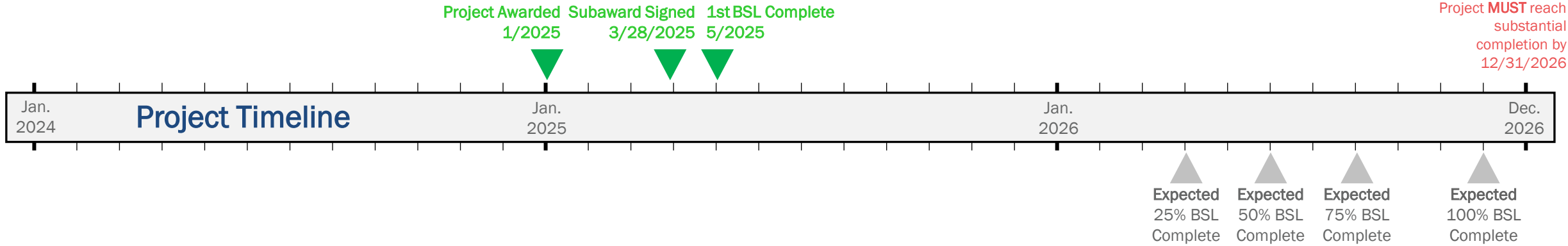


ISP: **Verizon New England, Inc.**

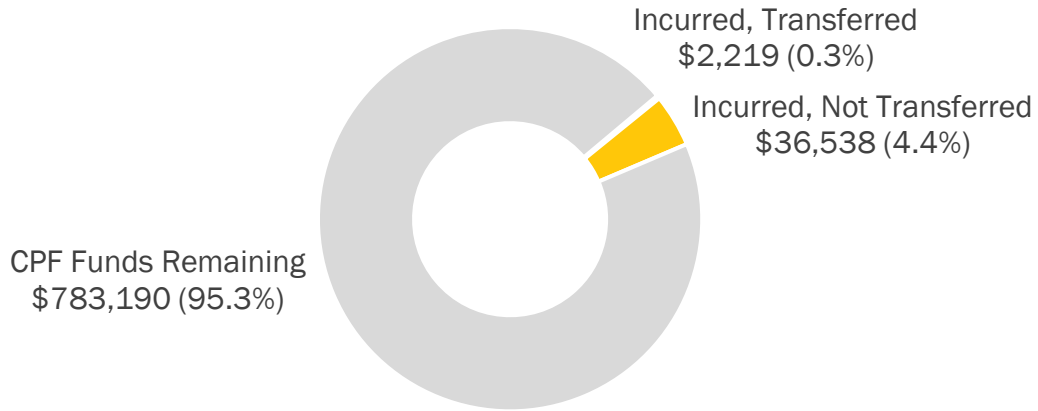
Communities Served: **Exeter, Narragansett, North Kingstown, Richmond, West Greenwich**

Project Area: PA-7

Data as of FY2026 Q3



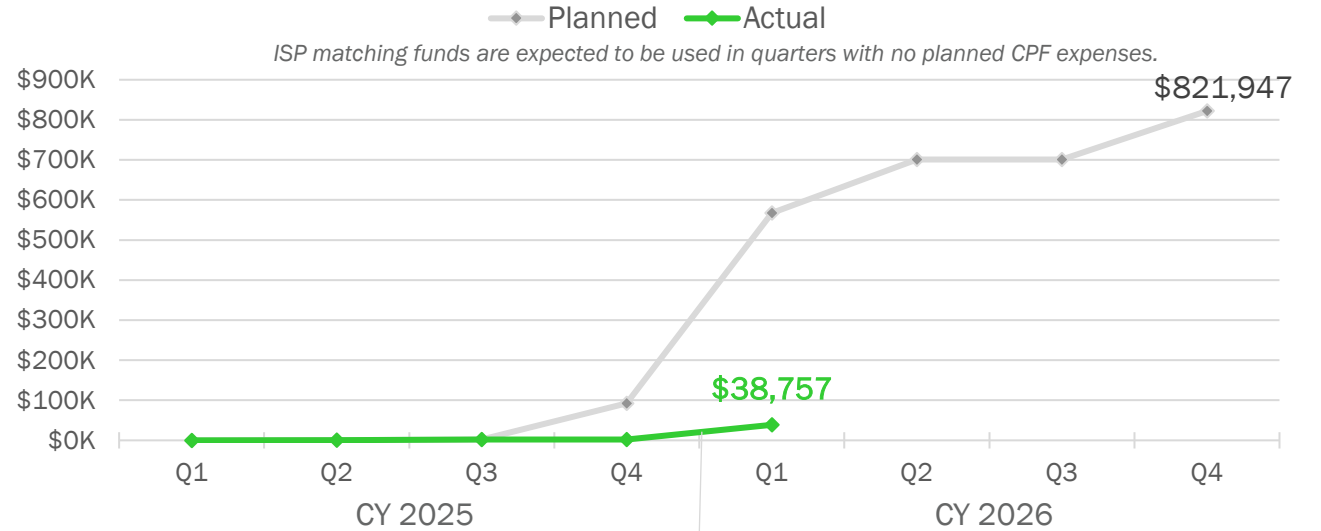
CPF Project Costs



Incurring: Project expenses that have been reported to Commerce by ISP.

Transferred: CPF funds transferred to ISPs. Transfers are initiated by the ISP.

Project Expenses: Planned v. Actual



Project Area: PA-A

CPF award: **\$1,651,334**

Internet Service Provider (ISP) match: **\$3,066,762**

Total Project Cost: **\$4,718,096**

Project is fully funded through CPF, 35%, & ISP Match, 65%

	Planned	Total to Date
Miles of Fiber	55	27
Eligible BSLs Served	2,198	395

Start Date: **7/24/2025**

Completion Date: **10/31/2026**




ISP: **Verizon New England, Inc.**

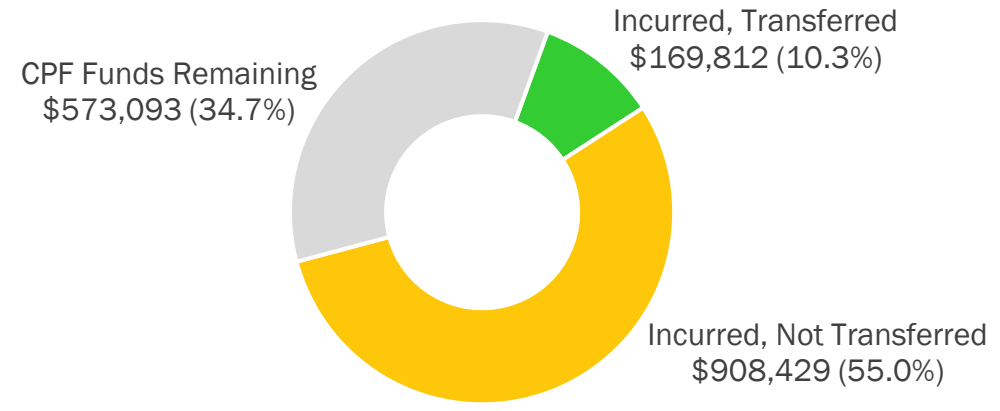
Communities Served: **Portsmouth**

Project Area: PA-A

Data as of FY2026 Q3



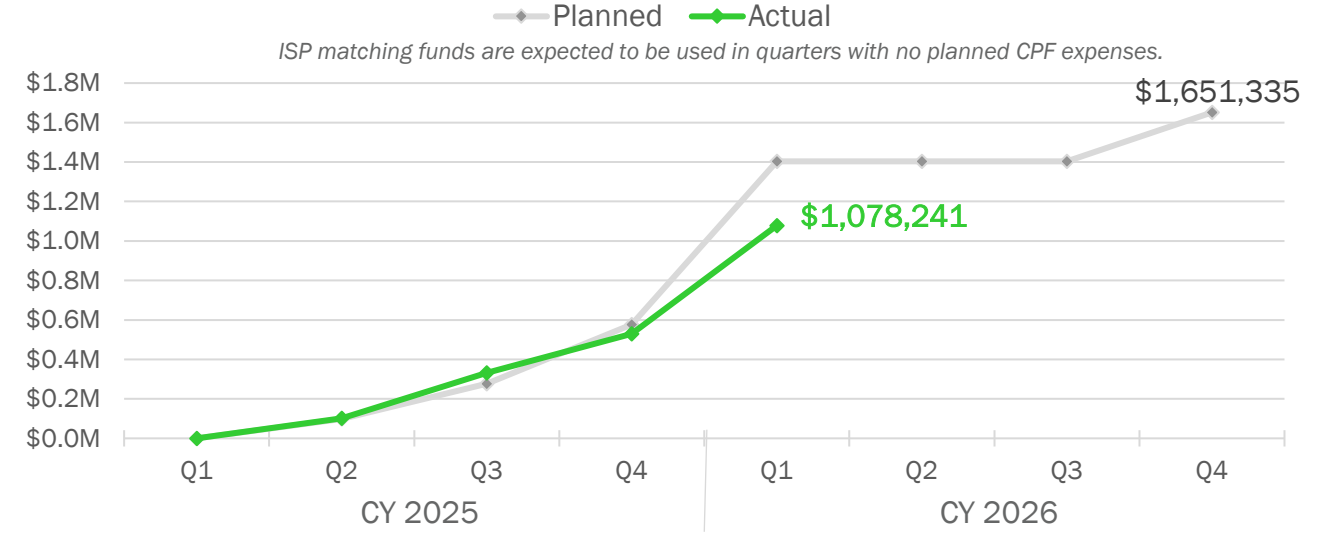
CPF Project Costs



Incurred: Project expenses that have been reported to Commerce by ISP.

Transferred: CPF funds transferred to ISPs. Transfers are initiated by the ISP.

Project Expenses: Planned v. Actual



Project Area: PA-F

CPF award: **\$3,054,582**

Internet Service Provider (ISP) match: **\$6,963,087**

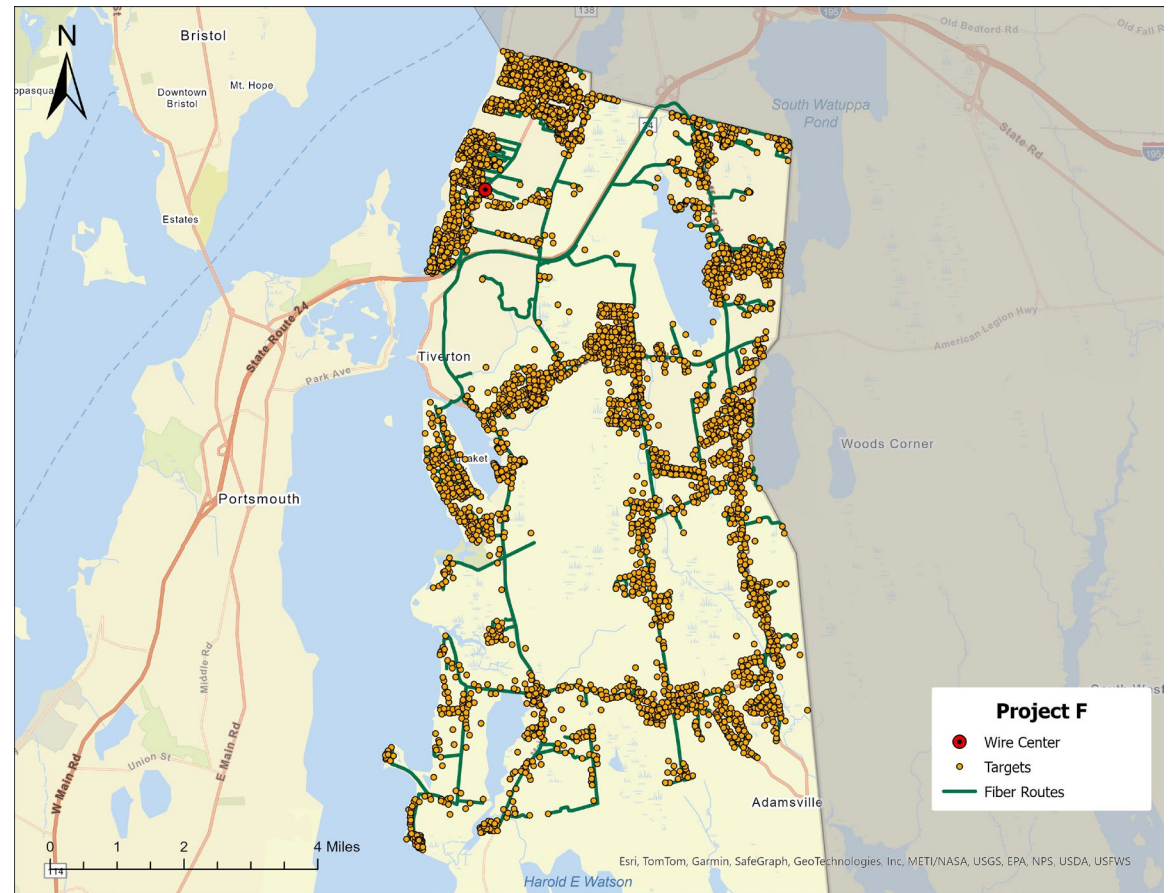
Total Project Cost: **\$10,017,669**

Project is funded through CPF, 31%, & ISP Match, 69%

	Planned	Total to Date
Miles of Fiber	120	20
Eligible BSLs Served	4,283	0

Start Date: **12/29/2025**

Completion Date: **10/31/2026**




ISP: **Verizon New England, Inc.**

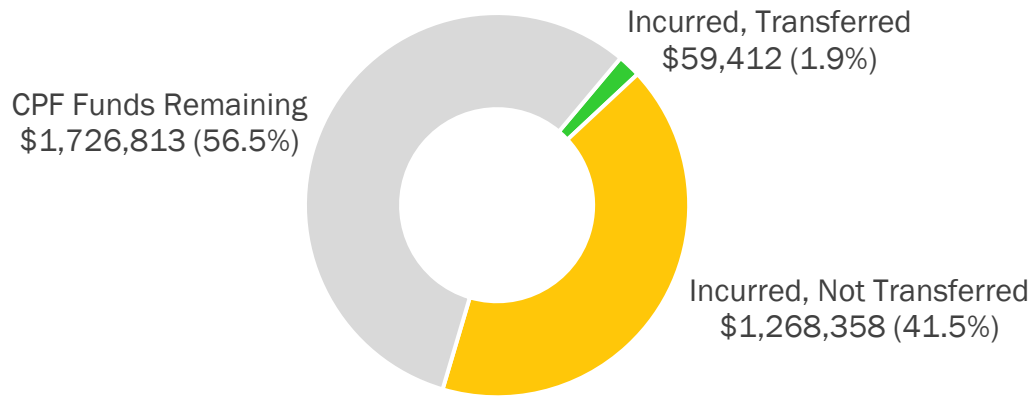
Communities Served: **Tiverton**

Project Area: PA-F

Data as of FY2026 Q3



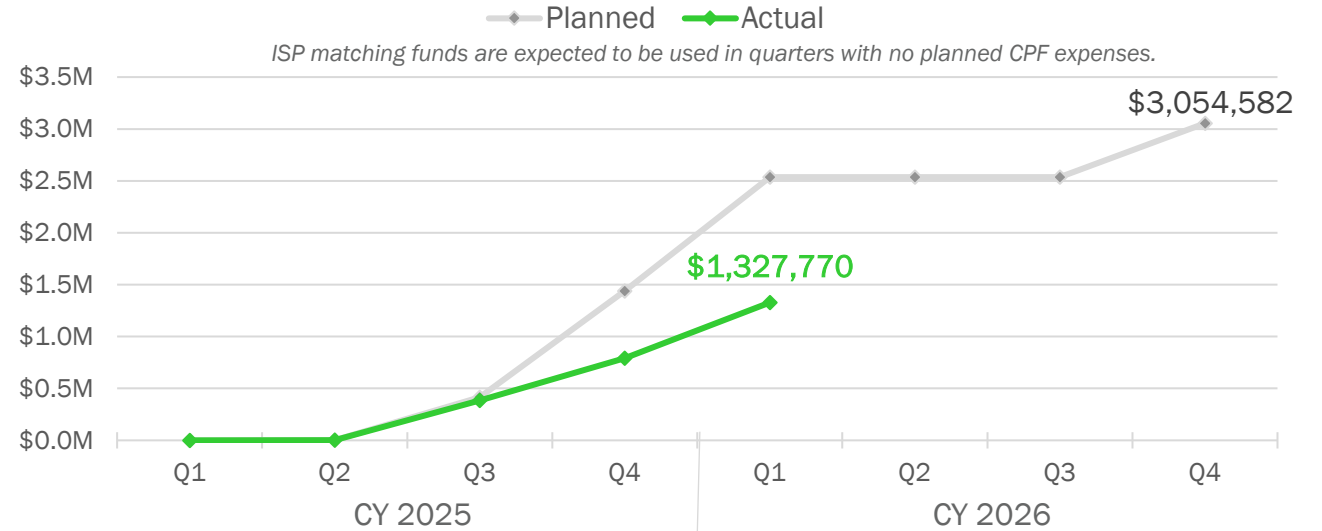
CPF Project Costs



Incurred: Project expenses that have been reported to Commerce by ISP.

Transferred: CPF funds transferred to ISPs. Transfers are initiated by the ISP.

Project Expenses: Planned v. Actual





Community Learning Center Municipal Grant Program Update

As of March 31, 2026

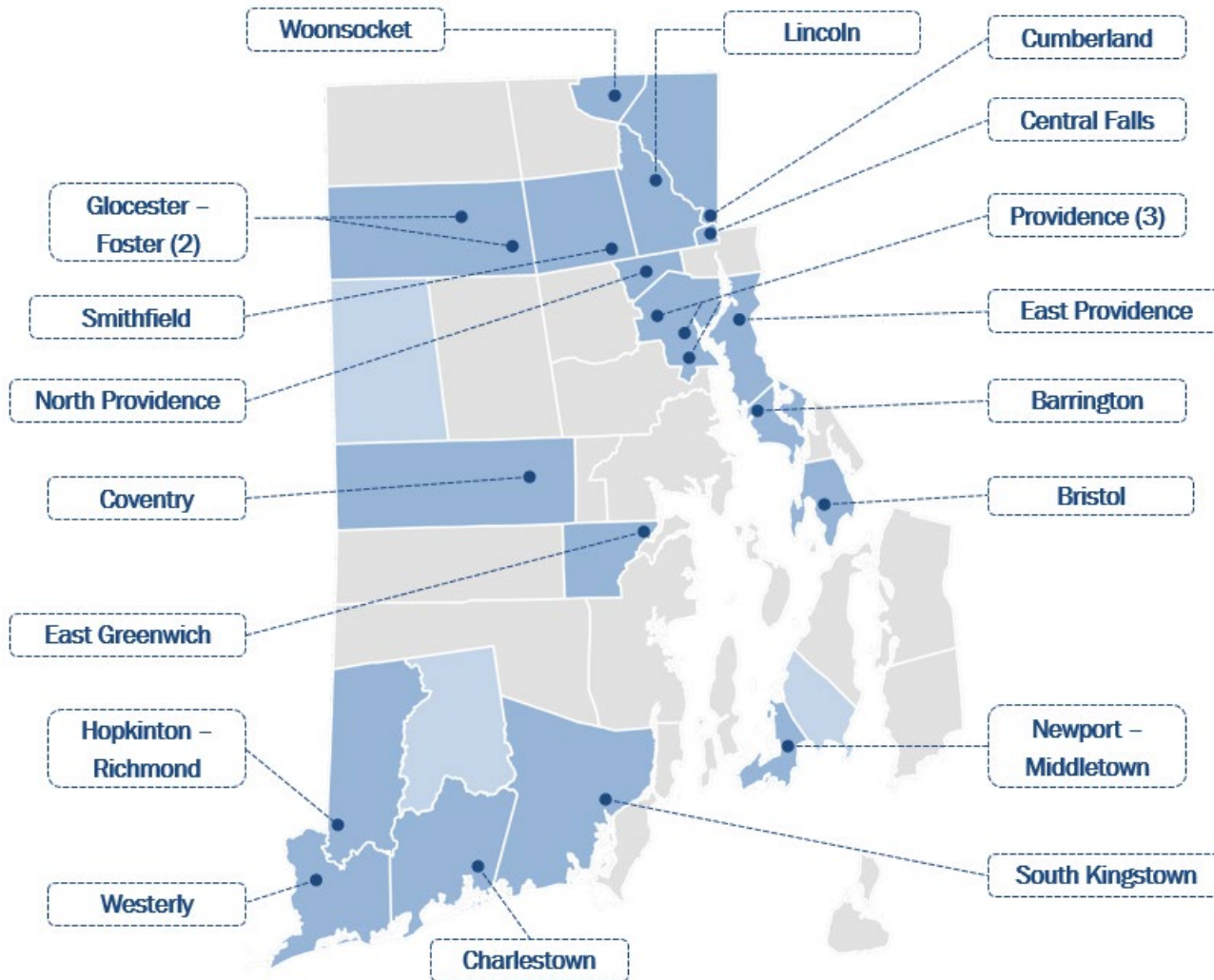
RI's CPF Community Learning Center Program

- State of Rhode Island structured its CPF Community Learning Center (CLC) program as a municipal grant administered by DOA through PRO
 - Multiple stages of award throughout the program's existence
 - \$81.7M allocated to all 39 municipalities on 8/3/2023 with each municipality guaranteed at least \$300K
 - Stage 1 ended on 8/15/2023 with 34 municipalities opting into the program for 49 projects
 - Stage 2 ended on 10/23/2023 with 29 municipalities submitting formal applications for 31 projects
 - Stage 3 consisted of due diligence reviews by PRO prior to issuance of subaward agreements
 - Subaward agreements signed with 18 municipalities for 21 projects
 - \$81.7M of CPF funds sub-awarded by 6/30/2025:
 - 13 projects fully funded by CPF; Eight projects fully funded by CPF and at least one other source
 - Allocation increased to \$82.2M on 2/2/2026 to provide contingency funding as needed

RI's CPF Community Learning Center Program

- State of Rhode Island launched a second round of the CLC program titled Community Library Municipal Grant (CLMG) on 2/6/2026
 - Multiple stages of award throughout the program's existence
 - One million allocated on 1/27/2026 to 17 Learn365RI municipalities that were not part of round one, with each municipality guaranteed at least \$25K
 - Stage 1 ended on 2/6/2026 with 17 municipalities opting into the program
 - Stage 2 ended on 3/6/2026 with 14 municipalities submitting scopes for 23 projects
 - Stage 3 ended on 3/20/2026 with 13 municipalities submitting budgets for 21 projects
 - Subaward agreements currently under development

Community Learning Center Locations



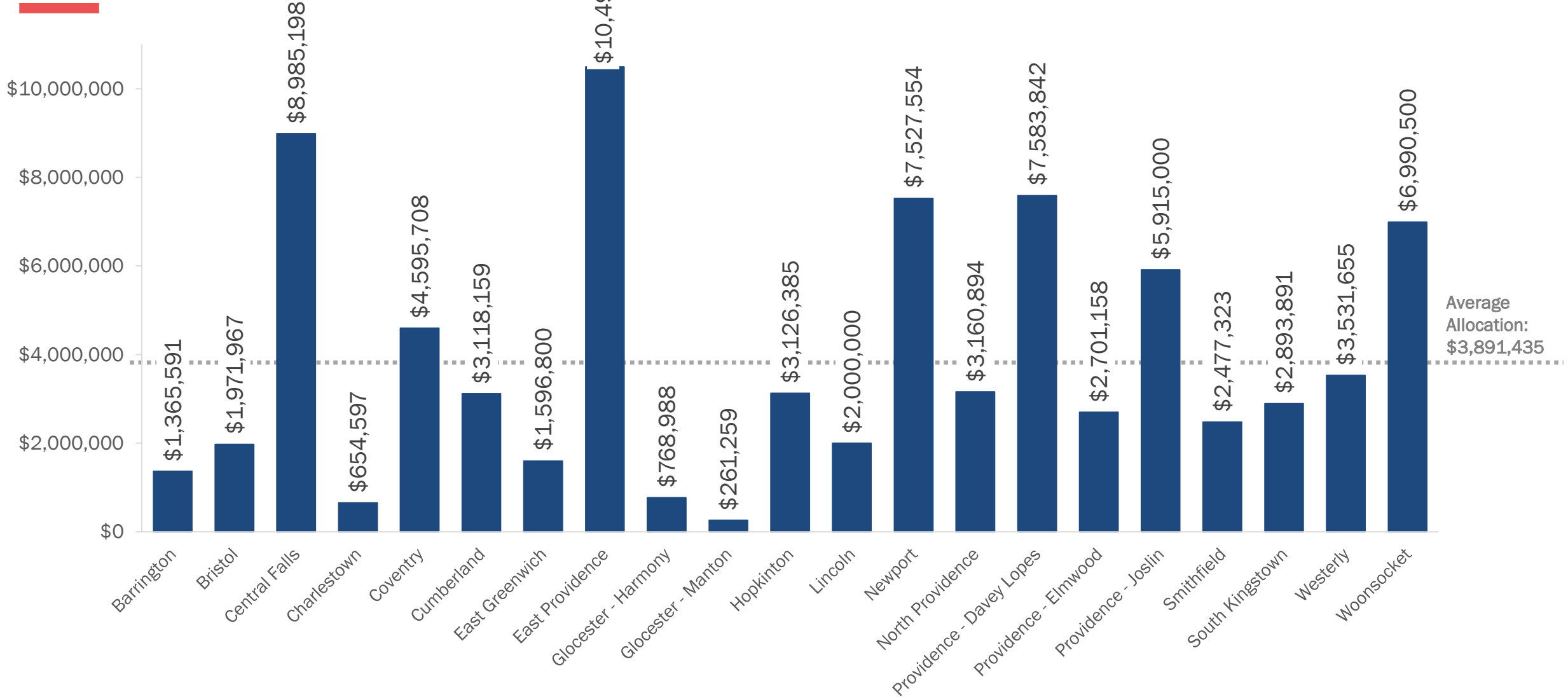
- Eighteen municipalities are building 21 Community Learning Centers across the State of Rhode Island
- Six neighboring municipalities are partnering to build four shared projects:
 - Gloucester – Foster: Two CLC projects
 - Hopkinton – Richmond: One CLC project
 - Newport – Middletown: One CLC project

Municipal Allocation of Capital Project Funds

Municipality	Grant Award Amount	% of Total Grant Funds
Barrington	\$1,365,591	1.7%
Bristol	\$1,971,967	2.4%
Central Falls	\$8,985,198	11.0%
Charlestown	\$654,597	0.8%
Coventry	\$4,595,708	5.6%
Cumberland	\$3,118,159	3.8%
East Greenwich	\$1,596,800	2.0%
East Providence	\$10,493,659	12.8%
Glocester – Foster ^	\$1,030,247	1.3%
Hopkinton – Richmond	\$3,126,385	3.8%
Lincoln	\$2,000,000	2.4%
Newport – Middletown	\$7,527,554	9.2%
North Providence	\$3,160,894	3.9%
Providence ^	\$16,200,000	19.8%
Smithfield	\$2,477,323	3.0%
South Kingstown	\$2,893,891	3.5%
Westerly	\$3,531,655	4.3%
Woonsocket	\$6,990,500	8.6%
TOTAL	\$81,720,128	100%

^ Municipalities with more than one Community Learning Center project.

Award by Project



Project Scopes and Timelines

Municipality	Project	Square Footage	Construction Start	Construction End	Start of Operations
Barrington	Bay Spring Community Learning Center	2,367	06/23/2025	07/01/2026	09/01/2026
Bristol	Rogers Free Library Facility Improvements	25,000	10/15/2025	05/15/2026	06/01/2026
Central Falls	El Centro	19,500	08/11/2025	09/18/2026	10/31/2026
Charlestown	Cross Mills Public Library	2,450	01/05/2026	05/31/2026	06/15/2026
Coventry	Coventry Community Learning Center	38,500	08/17/2024	05/18/2026	06/15/2026
Cumberland	Amaral Building And Heritage Park	9,302	09/20/2024	10/31/2026	11/30/2026
East Greenwich	Swift Community Center †	2,051	04/15/2025	08/01/2026	09/01/2026
East Providence	East Providence Community Center †	9,803	06/06/2025	10/31/2026	10/31/2026
Glocester	Harmony Library †	1,080	12/08/2025	07/31/2026	09/08/2026
Glocester	Manton Library	1,320	03/03/2025	12/31/2025	02/02/2026
Hopkinton	Hopkinton Regional Community Center	2,750	01/06/2025	02/09/2026	03/07/2026

† Indicates project is new construction. All other projects are renovations of existing capital assets.

Project Scopes and Timelines

Municipality	Project	Square Footage	Construction Start	Construction End	Start of Operations
Lincoln	Lincoln Learning Center †	2,600	03/07/2025	05/01/2026	08/31/2026
Newport	Florence Gray Center	15,700	09/03/2024	08/07/2026	11/15/2026
North Providence	North Providence Community Center	8,893	06/16/2025	10/15/2026	04/15/2026
Providence	Davey Lopes Recreation Center	9,000	09/29/2025	06/30/2026	07/27/2026
Providence	Elmwood Community Center	14,000	10/02/2023	12/31/2025	03/02/2026
Providence	Joslin Recreation Center	12,830	09/04/2025	10/20/2026	12/21/2026
Smithfield	East Smithfield Neighborhood Center	6,435	05/01/2022	03/31/2026	04/15/2026
South Kingstown	Peace Dale Library	3,867	09/29/2025	07/31/2026	09/07/2026
Westerly	Tower Street Community Center †	8,000	10/27/2025	10/15/2026	11/15/2026
Woonsocket	Community Learning Center At Cass Park †	14,000	05/21/2024	10/31/2026	12/31/2026

† Indicates project is new construction. All other projects are renovations of existing capital assets.

Budgets & Expenditures

Data as of FY2026 Q3

Municipality	Project	Total Project Cost	CPF Award	Reported Expenses	CPF Funds Transferred	CPF Funds Remaining
Barrington	Bay Spring Community Learning Center	\$1,621,153	\$1,365,591	\$894,479	\$503,491	\$862,101
Bristol	Rogers Free Library Facility Improvements	\$2,075,900	\$1,971,967	\$1,219,044	\$1,216,710	\$755,257
Central Falls	El Centro	\$13,064,698	\$8,985,198	\$5,151,162	\$4,379,369	\$4,605,829
Charlestown	Cross Mills Public Library	\$654,597	\$654,597	\$233,163	\$235,000	\$419,597
Coventry	Coventry Community Learning Center	\$5,353,000	\$4,595,708	\$4,595,708	\$4,136,121	\$459,587
Cumberland	Amaral Building And Heritage Park	\$4,118,159	\$3,118,159	\$3,089,990	\$2,692,530	\$425,630
East Greenwich	Swift Community Center †	\$1,596,800	\$1,596,800	\$643,050	\$799,687	\$797,114
East Providence	East Providence Community Center †	\$10,493,659	\$10,493,659	\$4,136,123	\$3,429,882	\$7,063,777
Glocester	Harmony Library †	\$768,988	\$768,988	\$169,635	\$150,000	\$618,988
Glocester	Manton Library	\$261,259	\$261,259	\$261,259	\$261,259	\$0
Hopkinton	Hopkinton Regional Community Center	\$3,126,385	\$3,126,385	\$2,661,566	\$2,432,159	\$694,226

† Indicates project is new construction. All other projects are renovations of existing capital assets.

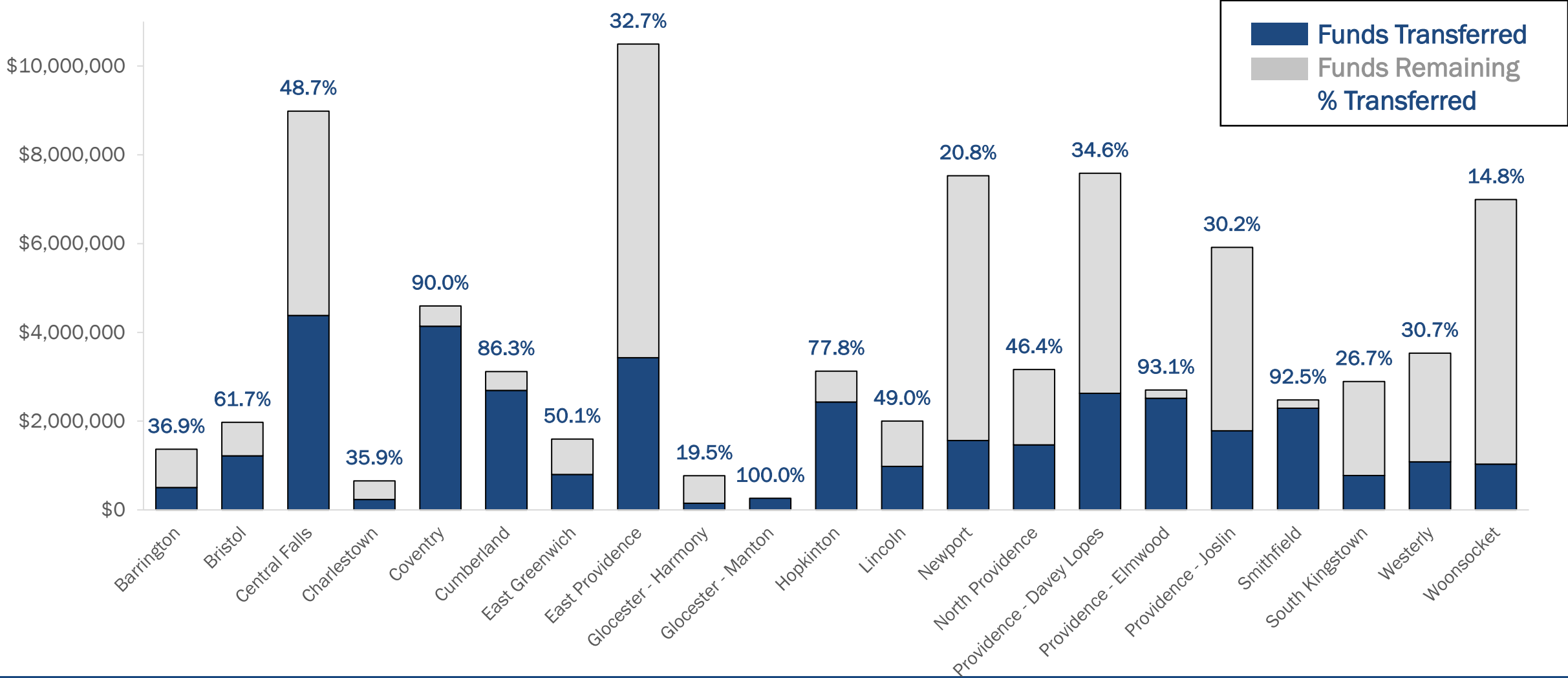
Budgets & Expenditures

Data as of FY2026 Q3

Municipality	Project	Total Project Cost	CPF Awarded	Reported Expenses	CPF Funds Transferred	CPF Funds Remaining
Lincoln	Lincoln Learning Center †	\$2,000,000	\$2,000,000	\$1,006,235	\$980,000	\$1,020,000
Newport	Florence Gray Center	\$7,527,554	\$7,527,554	\$2,733,306	\$1,563,128	\$5,964,426
North Providence	North Providence Community Center	\$3,160,894	\$3,160,894	\$1,677,281	\$1,466,625	\$1,694,269
Providence	Davey Lopes Recreation Center	\$7,583,842	\$7,583,842	\$2,230,117	\$2,626,813	\$4,957,029
Providence	Elmwood Community Center	\$2,701,158	\$2,701,158	\$2,513,778	\$2,513,778	\$187,380
Providence	Joslin Recreation Center	\$5,915,000	\$5,915,000	\$1,545,788	\$1,784,944	\$4,130,056
Smithfield	East Smithfield Neighborhood Center	\$2,747,853	\$2,477,323	\$2,477,323	\$2,291,845	\$185,478
South Kingstown	Peace Dale Library	\$3,593,891	\$2,893,891	\$821,019	\$773,371	\$2,120,520
Westerly	Tower Street Community Center †	\$6,601,120	\$3,531,655	\$1,046,614	\$1,084,233	\$2,447,422
Woonsocket	Community Learning Center At Cass Park †	\$6,990,500	\$6,990,500	\$940,015	\$1,032,035	\$5,958,465
TOTAL		\$91,956,410	\$81,720,128	\$40,046,654	\$36,352,981	\$45,367,147

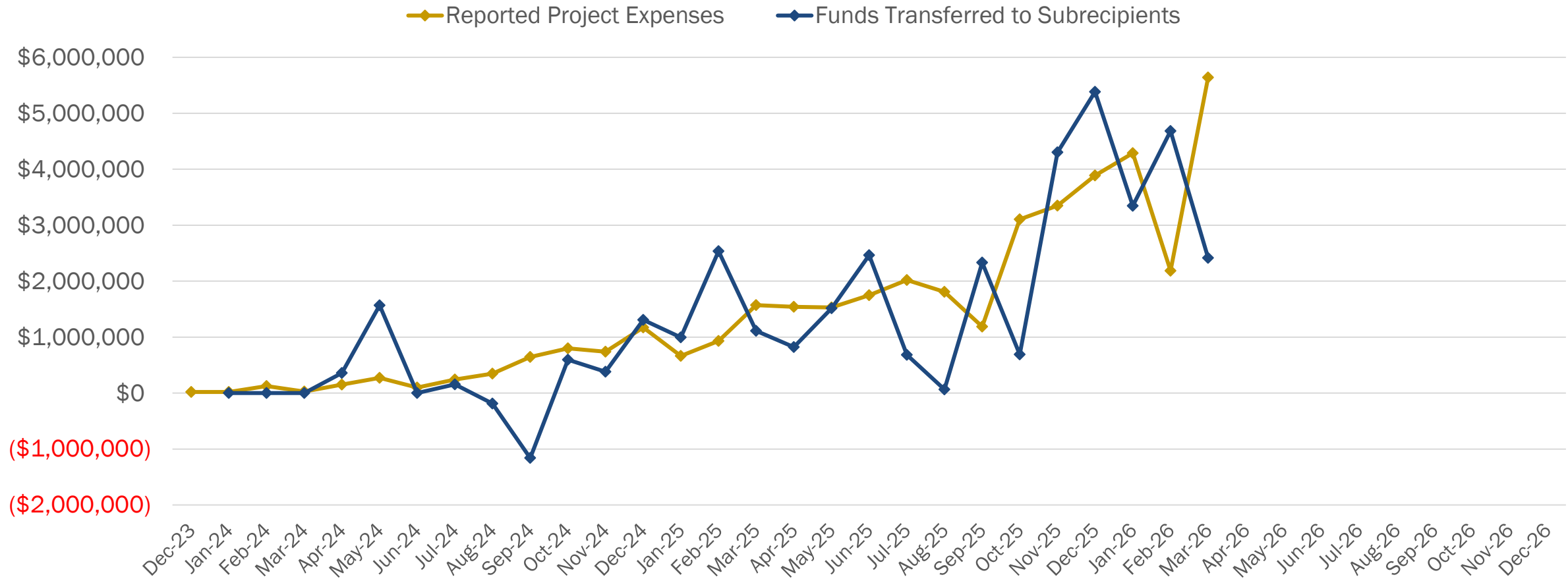
† Indicates project is new construction. All other projects are renovations of existing capital assets.

Project Transfers



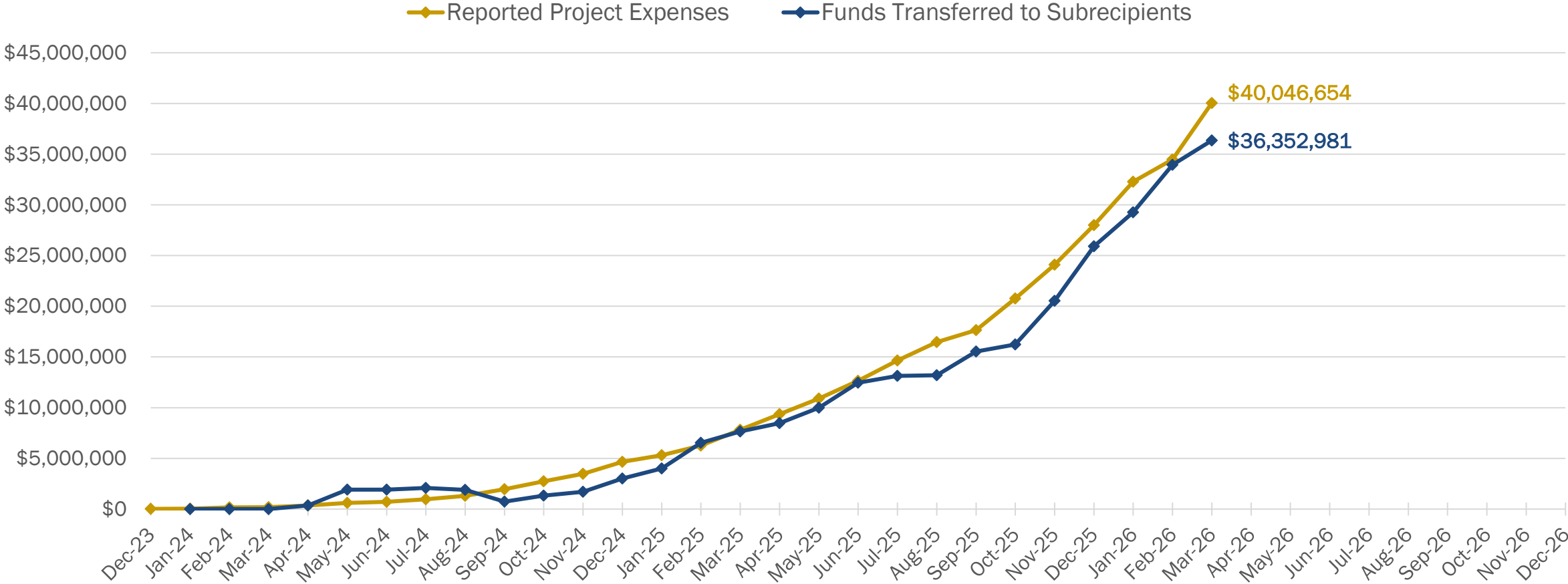
CLC Monthly Financials

Data as of FY2026 Q3



* In August & September 2024, PRO reclaimed funds previously distributed to subrecipients to comply with the Cash Management Improvement Act (CMIA). Four projects were impacted. All projects have since complied with CMIA and continue to draw down funds from PRO.

CLC Cumulative Financials



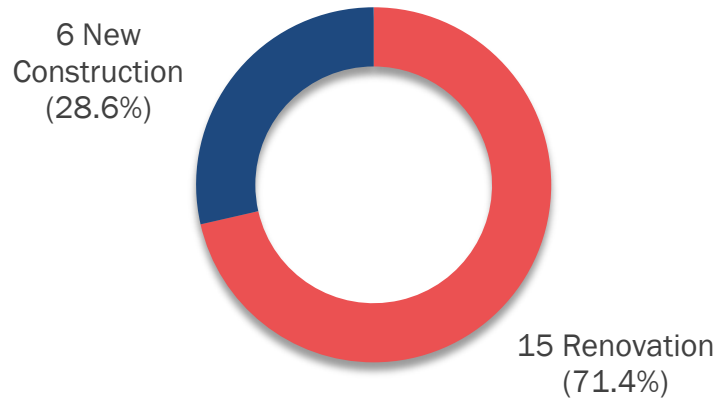
* In August & September 2024, PRO reclaimed funds previously distributed to subrecipients to comply with the Cash Management Improvement Act (CMIA). Four projects were impacted. All projects have since complied with CMIA and continue to draw down funds from PRO.

CLC Program Summary

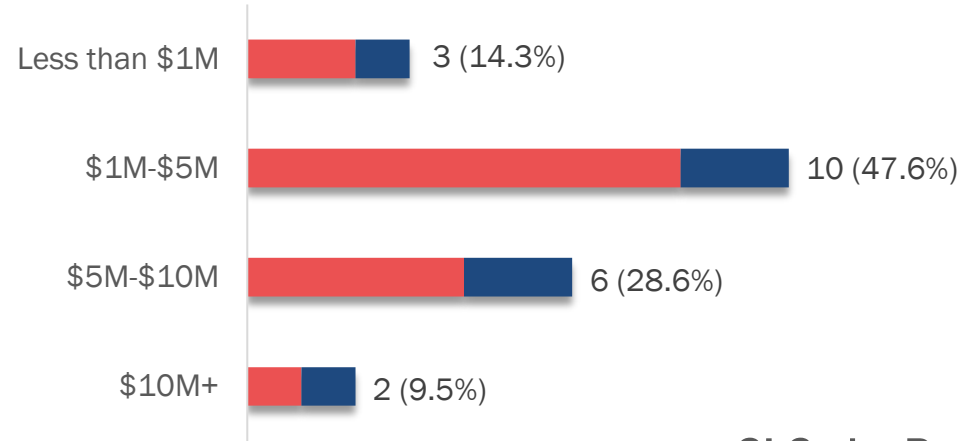
Data as of FY2026 Q3

New Construction
Renovations

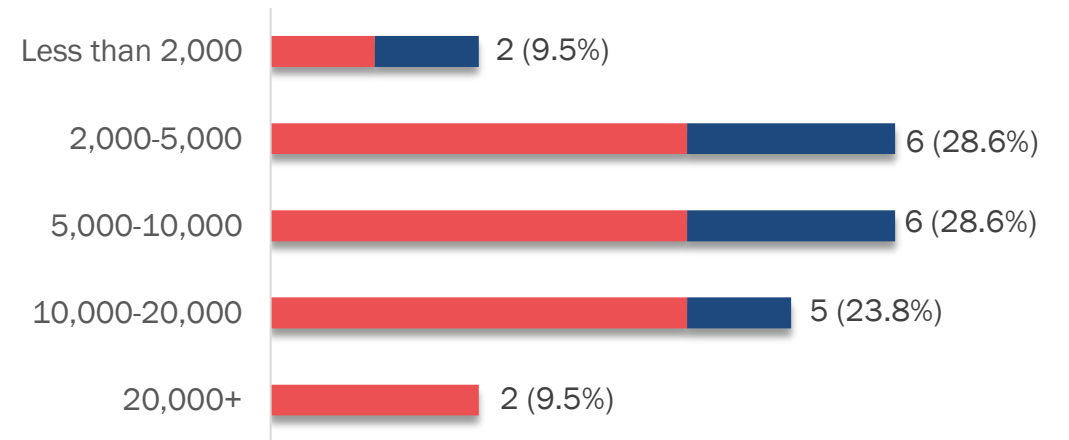
CLCs by Construction Type



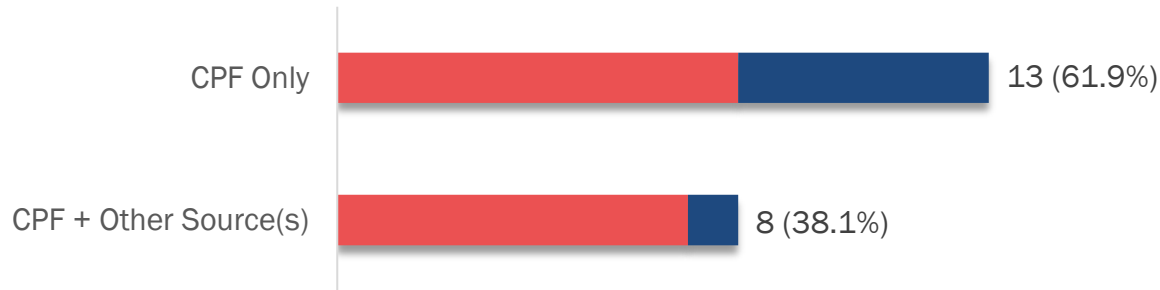
CLCs by Total Project Cost



CLCs by Project Square Footage



CLCs by Funding Mix





Community Learning Center Project Updates

As of March 31, 2026



Project Status:
Construction Complete

As of March 31, 2026

**RHODE
ISLAND**

Manton Library

Glocester
1137 Putnam Pike

CPF award : **\$ 261,259**

Project is 100% funded through CPF



▲ Exterior of the existing building from Putnam Pike

Project Size: **1,320 sf** Asset Type: **Library**

Project Type: **Renovation** Asset Ownership: **Private**

Project Description:

- Renovation of existing community room and three small spaces for moisture remediation and ADA compliance.
- Upgrades to an existing conference room to create three private rooms each one dedicated to telehealth, employment tasks, and educational online classes.

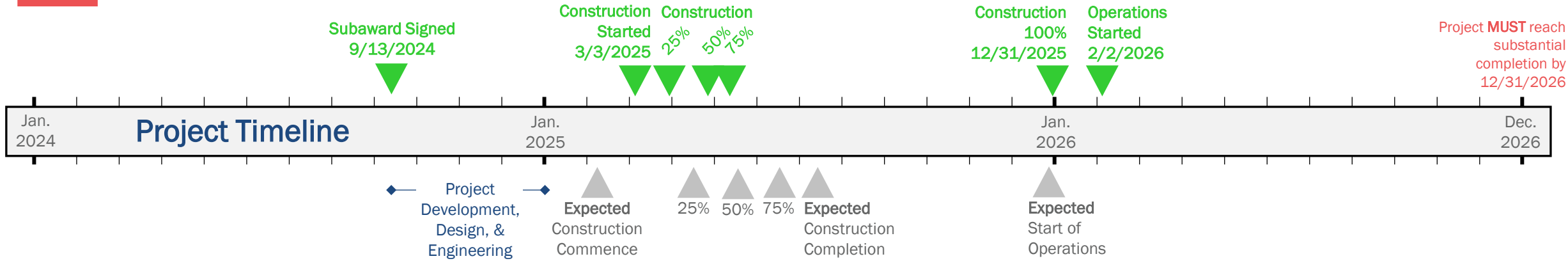
0 Classroom **2** Computer Lab **1** Multipurpose **1** Telemedicine **1** 'Other' Assets

▼ CLC space renovation is complete. Usage of the space has begun.

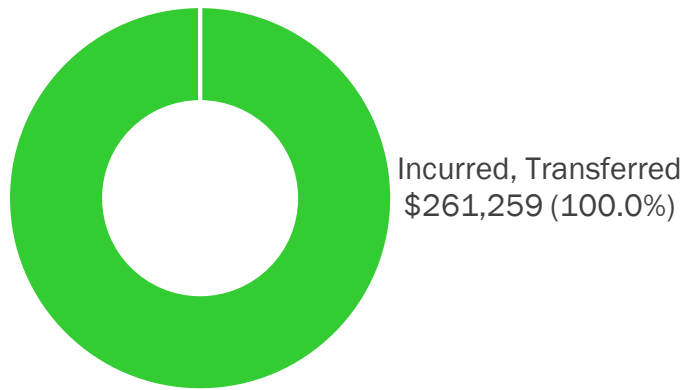


Manton Library

Data as of FY2026 Q3



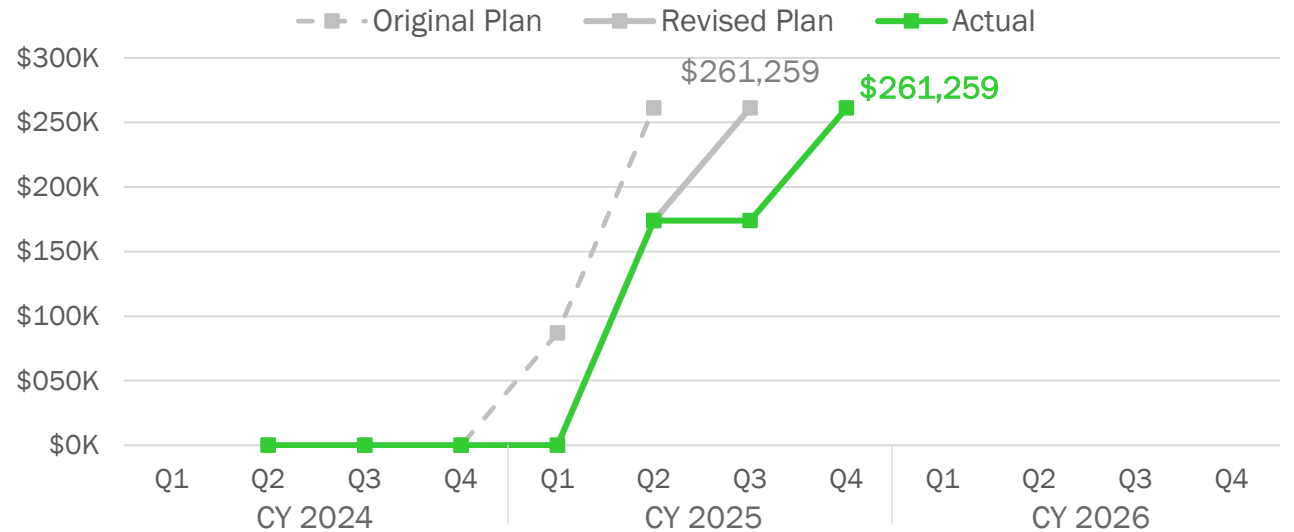
CPF Project Costs



Incurring: Project expenses that have been reported to PRO.

Transferred: CPF funds transferred to subrecipients. Transfers are initiated by subrecipients.

Project Expenses: Planned v. Actual



Hopkinton Regional Community Center

Hopkinton
188A Main Street

CPF award : **\$ 3,126,385**

Project is 100% funded through CPF



▲ Exterior of the existing building post renovation

Project Size: **2,750 sf** Asset Type: **Community Center**


Project Type: **Renovation** Asset Ownership: **Municipal**

Project Description:

- Full renovation and expansion of Department of Public Works (DPW) storage into ADA compliant community hub.
- New walls, roofing, siding, windows, doors, an accessible lift, mechanical, electrical, plumbing, fire protection, and IT systems.
- Sitework to create new parking lot, new drainage system, and retrofitting the sewage disposal system to current standards.

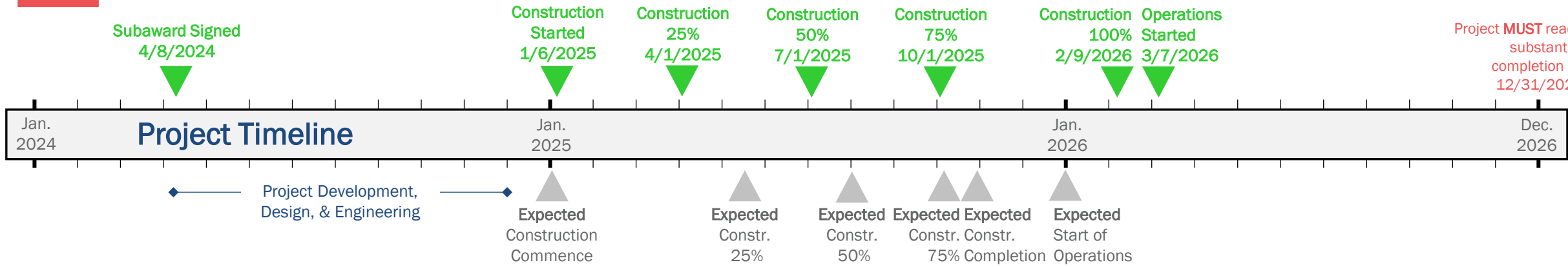
1 Classroom **0** Computer Lab **4** Multipurpose **1** Telemedicine **4** 'Other' Assets

▼ Updated furniture, fixtures and finishes throughout the renovated center

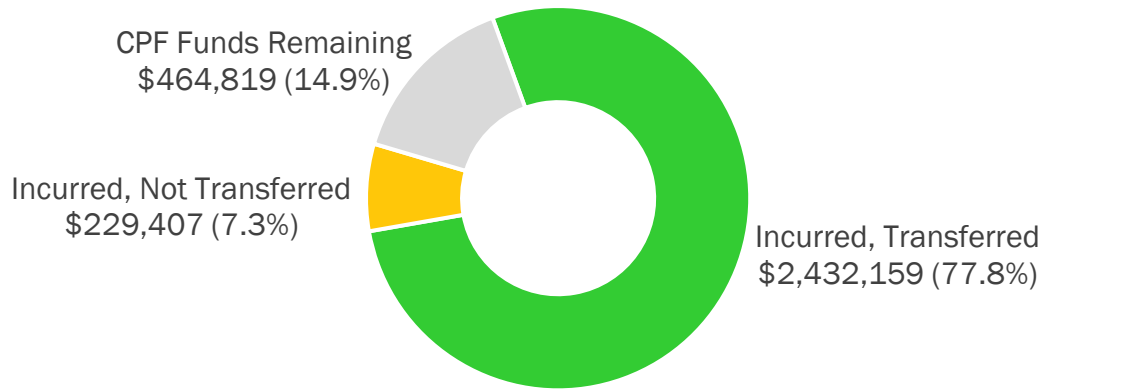


Hopkinton Regional Community Center

Data as of FY2026 Q3



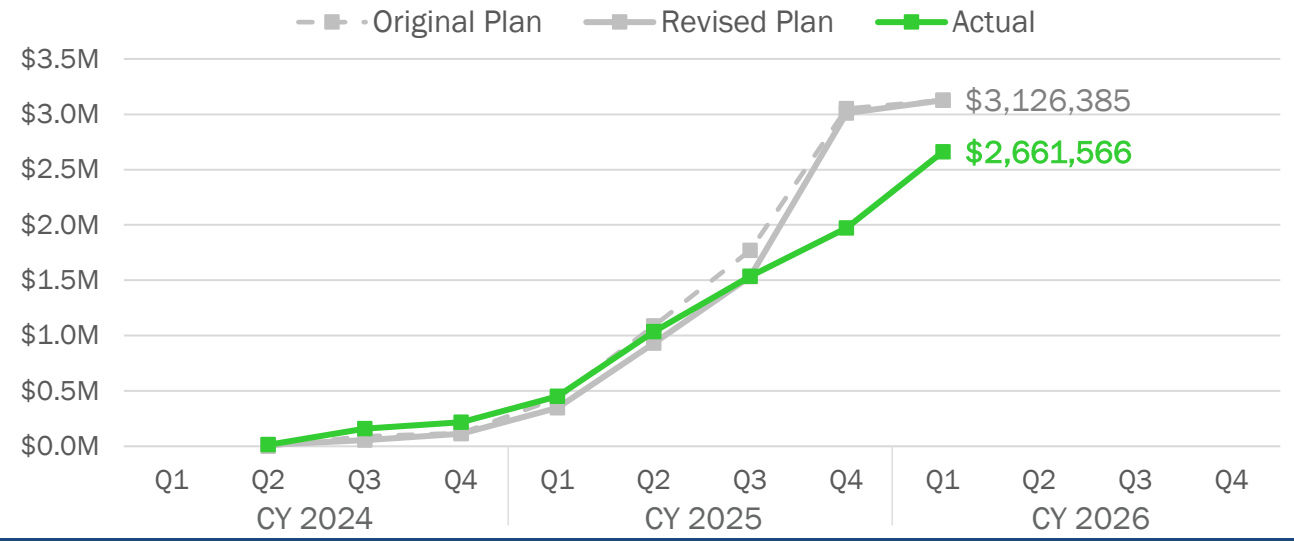
CPF Project Costs



Incurred: Project expenses that have been reported to PRO.

Transferred: CPF funds transferred to subrecipients. Transfers are initiated by subrecipients.

Project Expenses: Planned v. Actual



Elmwood Community Center

Providence
75 Atlantic Avenue

CPF award : **\$ 2,701,158**

Project is 100% funded through CPF



▲ Exterior of the existing building

Project Size: **14,000 sf** Asset Type: **Community Center**

Project Type: **Renovation** Asset Ownership: **Municipal**

Project Description:

- Renovation of vacant Elmwood Community Center.
- Mechanical, electrical, plumbing, fire protection, site work, interior fit-out, AV, furniture, fixtures & equipment, access control and security, accessibility, and envelope repairs/upgrades.
- 5 multi-purpose rooms, 1 computer room, 3 private pods, and a large assembly space

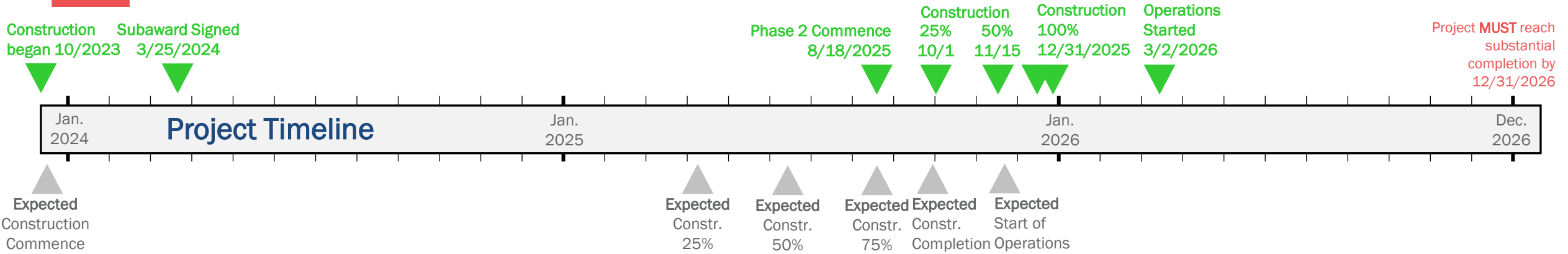
0 Classroom **1** Computer Lab **9** Multipurpose **1** Telemedicine **1** 'Other' Assets

▼ Renovation complete with updated flooring and furniture, and equipment

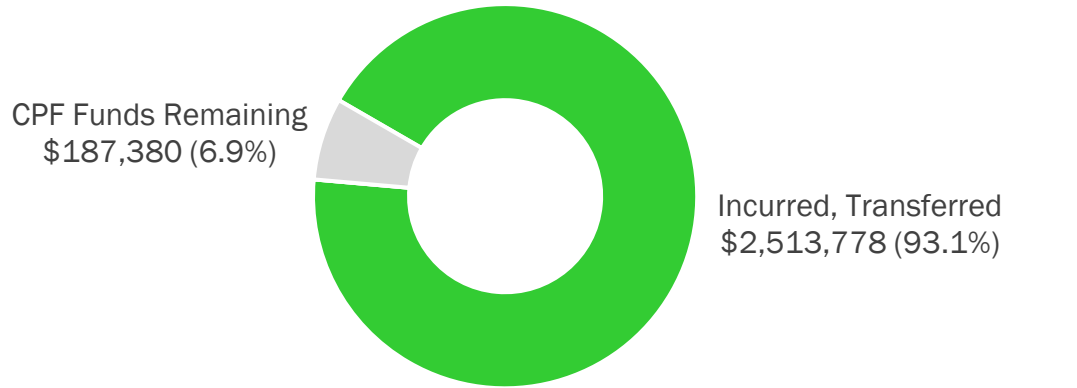


Elmwood Community Center

Data as of FY2026 Q3



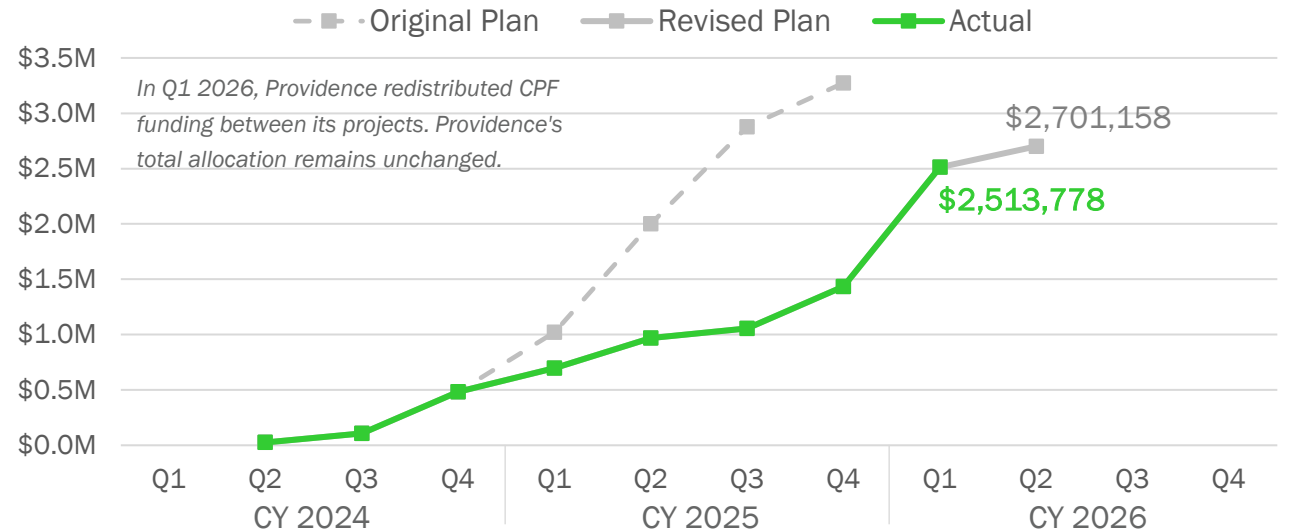
CPF Project Costs



Incurring: Project expenses that have been reported to PRO.

Transferred: CPF funds transferred to subrecipients. Transfers are initiated by subrecipients.

Project Expenses: Planned v. Actual



East Smithfield Neighborhood Center

Smithfield
7 Esmond Street

CPF award : **\$ 2,477,323**

Total Project Cost : **\$ 2,747,853**

Project is funded through CPF, 90%, and ARPA Local Fiscal Recovery Funds, 10%



▲ Updated exterior of the building from Esmond Street.

Project Size: **6,435 sf** Asset Type: **Community Center**

Project Type: **Renovation** Asset Ownership: **Municipal**

Project Description:

- Restoration of the East Smithfield Neighborhood Center (ESNC) into a multi-generational community learning center
- Structural repairs and historic restoration of the main hall, new roof, mechanical, electrical, plumbing, ADA compliant interiors and high-speed internet
- Private workspaces for tele-work, tele-education and tele-health

0

Classroom

1

Computer Lab

9

Multipurpose



1

Telemedicine

14

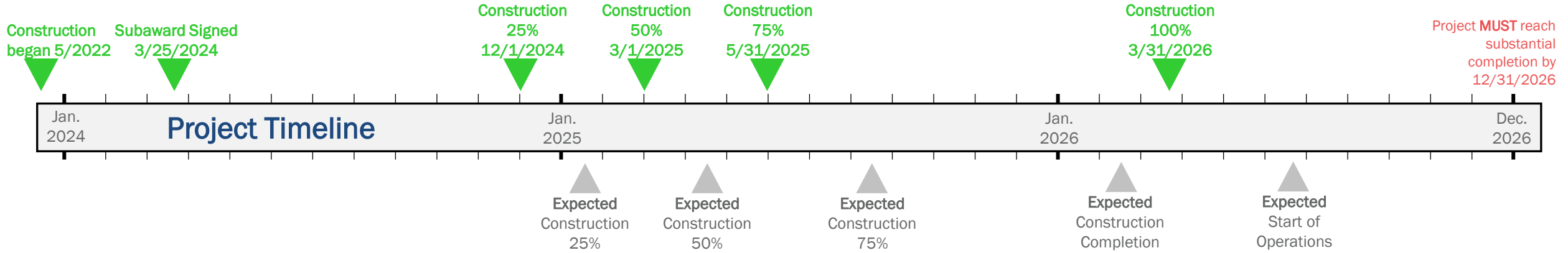
'Other' Assets

▼ Interior and exterior work is complete. FF&E has been installed.

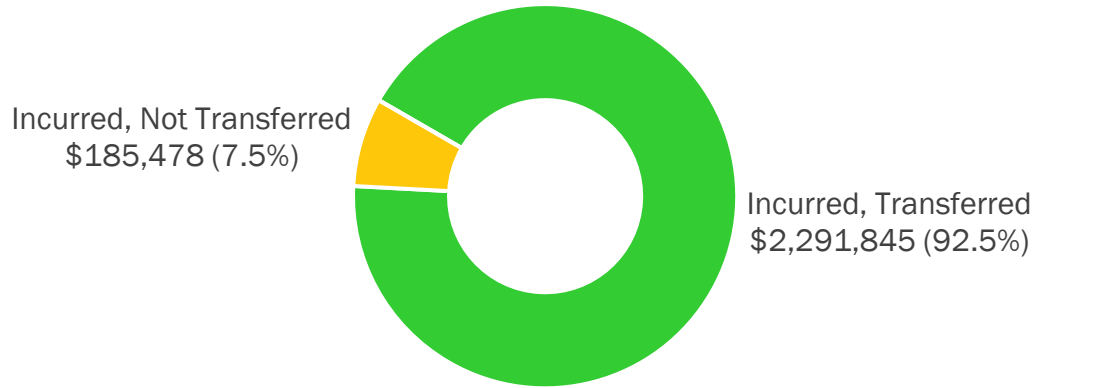


East Smithfield Neighborhood Center

Data as of FY2026 Q3



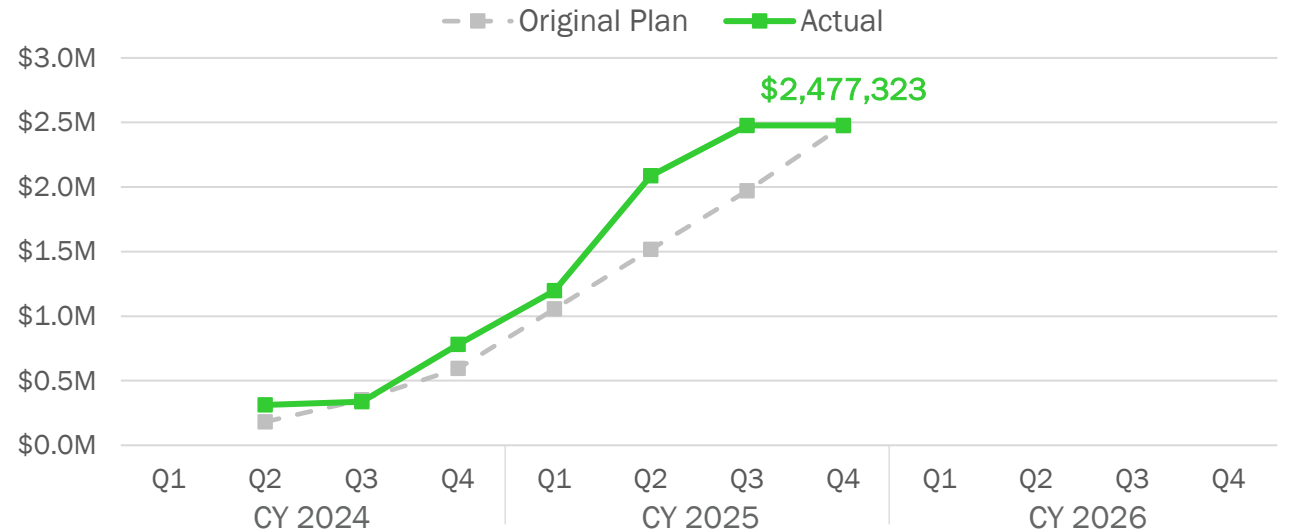
CPF Project Costs



Incurred: Project expenses that have been reported to PRO.

Transferred: CPF funds transferred to subrecipients. Transfers are initiated by subrecipients.

Project Expenses: Planned v. Actual





Project Status:
Under Construction

As of March 31, 2026

**RHODE
ISLAND**

Bay Spring Community Center

Barrington
170 Narragansett Avenue

CPF award : **\$ 1,365,591**

Total Project Cost : **\$ 1,621,153.40**

Project is funded through CPF, 84%, and town resources, 16%



▲ *Rendering of the Bay Springs Community Center*

Project Size: **2,367 sf** Asset Type: **Community Center**

Project Type: **Renovation** Asset Ownership: **Municipal**

Project Description:

- Renovation of the first floor – garage bay conversion.
- Ramp construction to meet ADA accessibility requirements.
- Plumbing, electrical, heating and cooling upgrades; structural reinforcement, new lighting, etc.
- Spaces: meeting room, reception area, and three “office pods”.

0

Classroom

2

Computer Lab

1

Multipurpose

1

Telemedicine

3

‘Other’ Assets

▼ *Garage bay conversion continues*

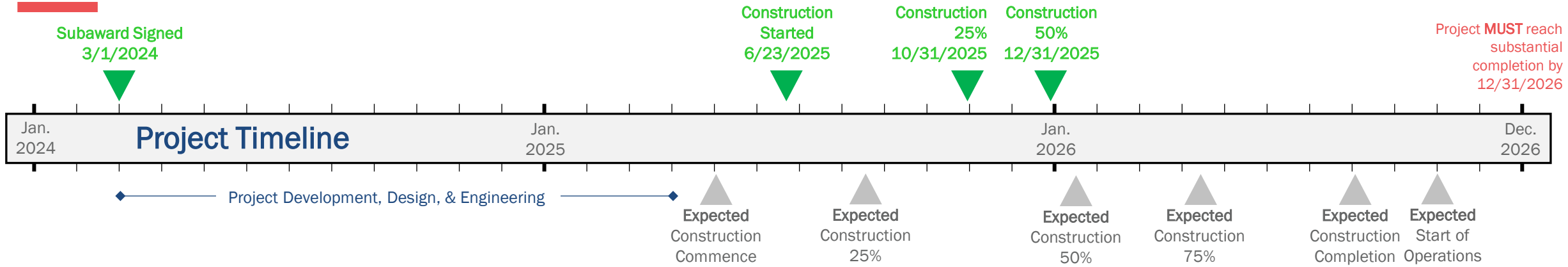


▼ *Rear addition has been erected and vinyl sided.*

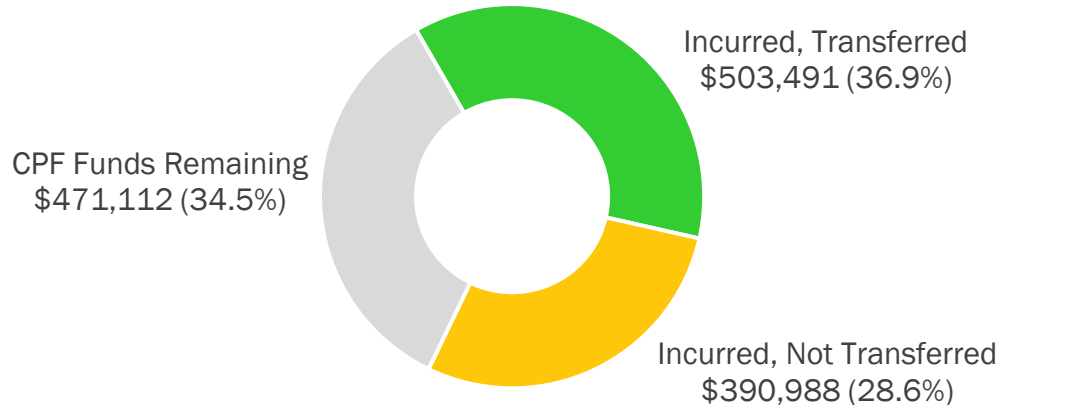


Bay Spring Community Center

Data as of FY2026 Q3



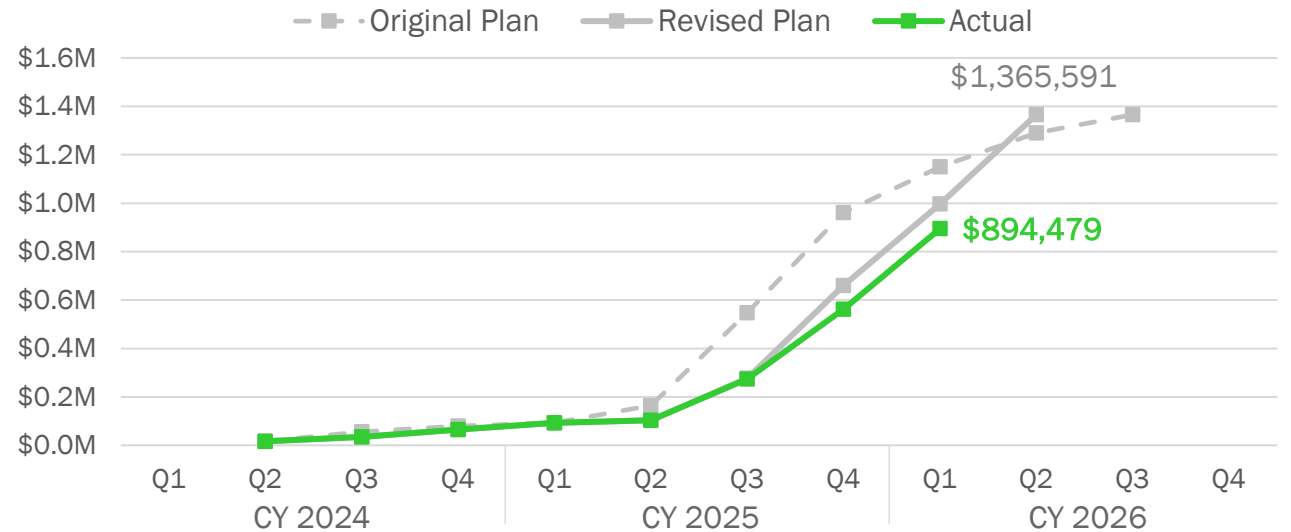
CPF Project Costs



Incurring: Project expenses that have been reported to PRO.

Transferred: CPF funds transferred to subrecipients. Transfers are initiated by subrecipients.

Project Expenses: Planned v. Actual



Rogers Free Library

Bristol
525 Hope Street

CPF award : \$ 1,971,967

Total Project Cost : \$ 2,075,900

Project is funded through CPF, 95%, and a private donation, 5%



▲ Exterior of the library from Hope Street

Project Size: 25,000 sf Asset Type: Library

Project Type: Renovation Asset Ownership: Municipal

Project Description:

- Partial interior renovation of the Rogers Free Library (1,200 sf).
- New Makerspace and five private spaces with ethernet wiring and computer access for telehealth & private work.
- Building-wide improvements: carpeting, HVAC, security systems, and general repairs.

0 Classroom 0 Computer Lab 5 Multipurpose 2 Telemedicine 0 'Other' Assets

▼ Creation of a makerspace

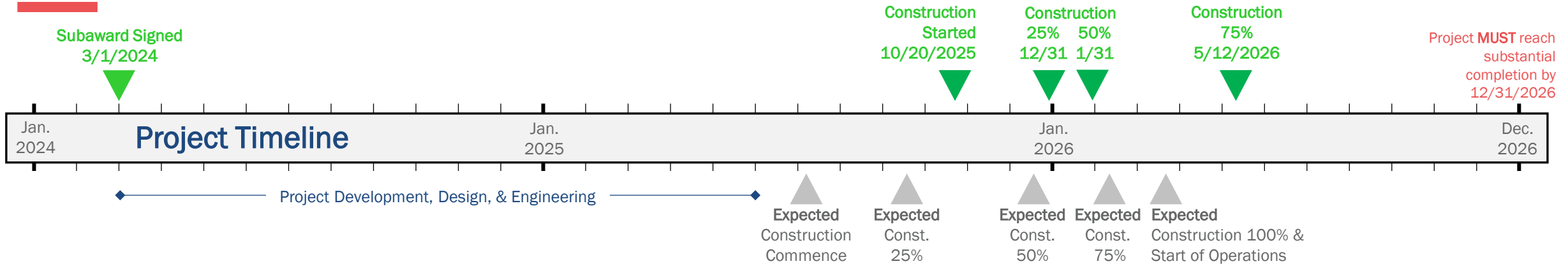


▼ Quiet spaces being developed in the mezzanine

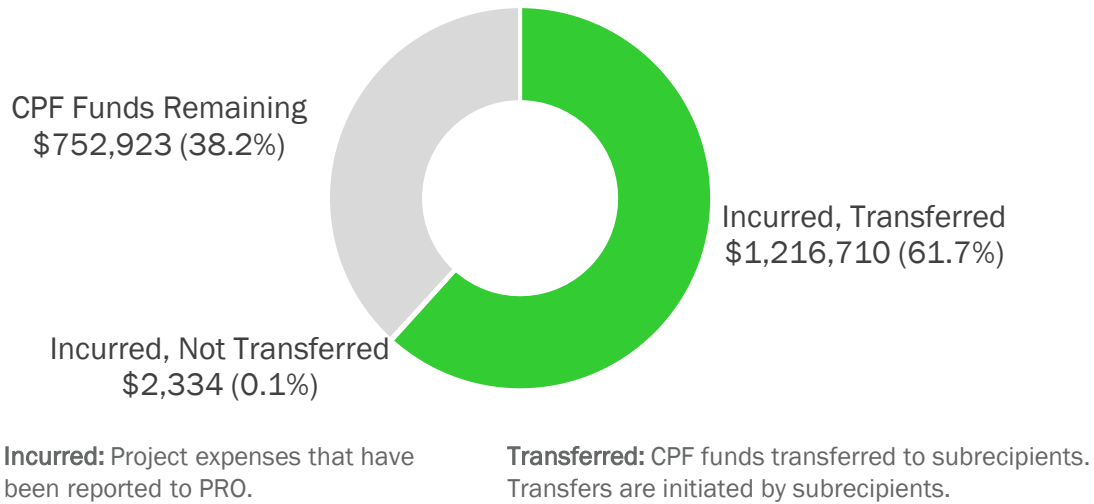


Rogers Free Library

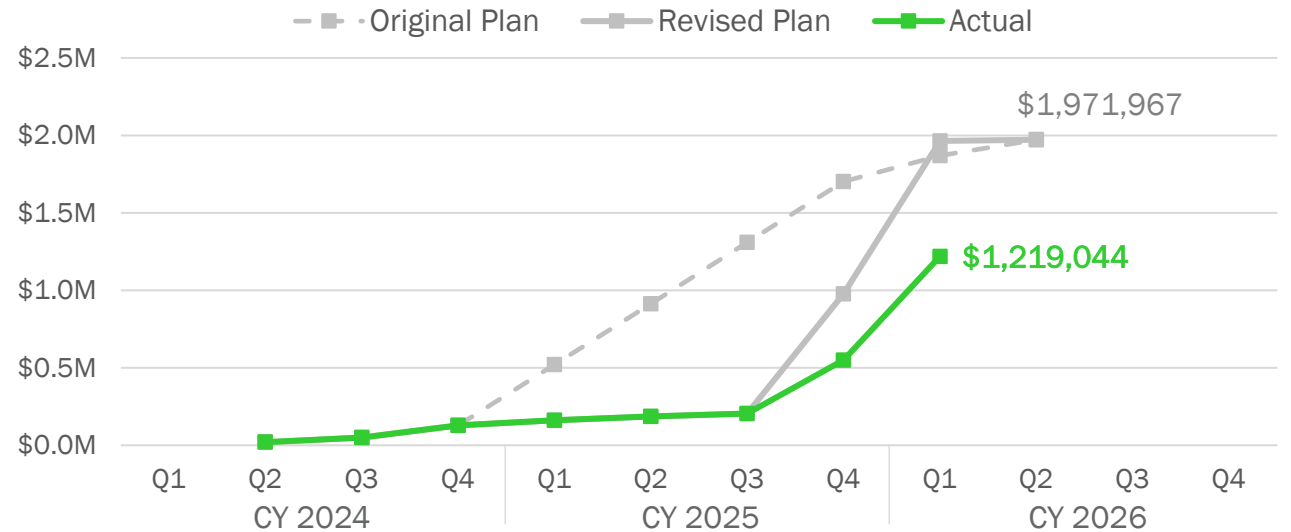
Data as of FY2026 Q3



CPF Project Costs



Project Expenses: Planned v. Actual



El Centro

Central Falls
702 Broad Street

CPF award : **\$ 8,985,198**

Total Project Cost : **\$ 13,064,698**

Project is funded through CPF, 69%, and other federal funding sources and private donations, 31%



▲ Rendering of the updated building exterior from Broad Street

Project Size: **19,500 sf** Asset Type: **Community Center**

Project Type: **Renovation** Asset Ownership: **Municipal**

Project Description:

- Early 1900s historic building will be gutted and re-built, while keeping the shell and historical attributes.
- Major work includes new roof, façade restoration, replacement of windows, flooring, new elevator, mechanical, electrical, plumbing, and fire protection systems.

2

Classroom

8

Computer Lab

1

Multipurpose


3

Telemedicine


1

'Other' Assets

▼ Interior repairs continue with drywall installation throughout.

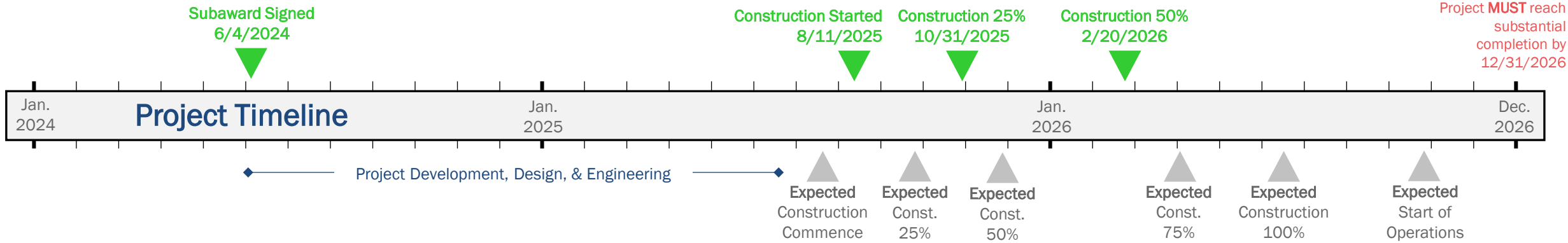


▼ Rear addition

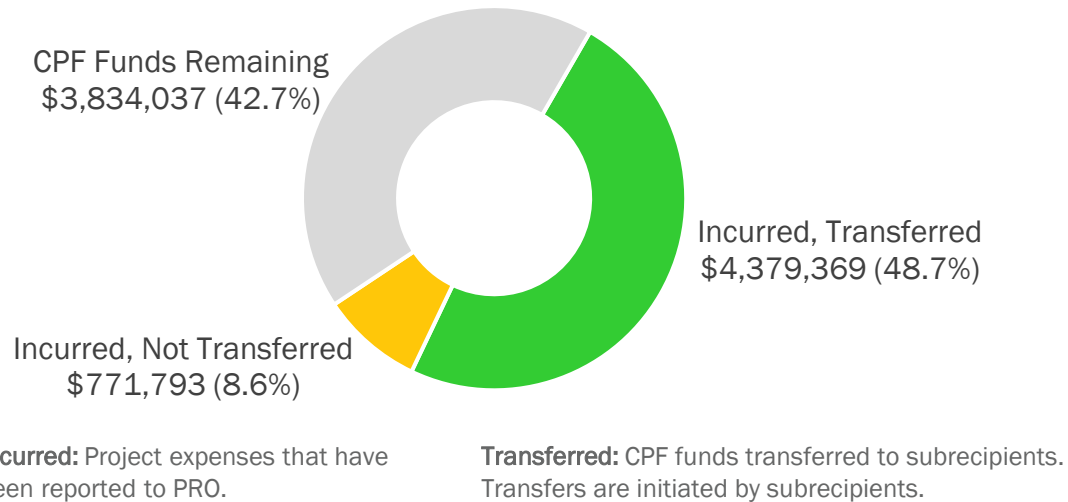


El Centro

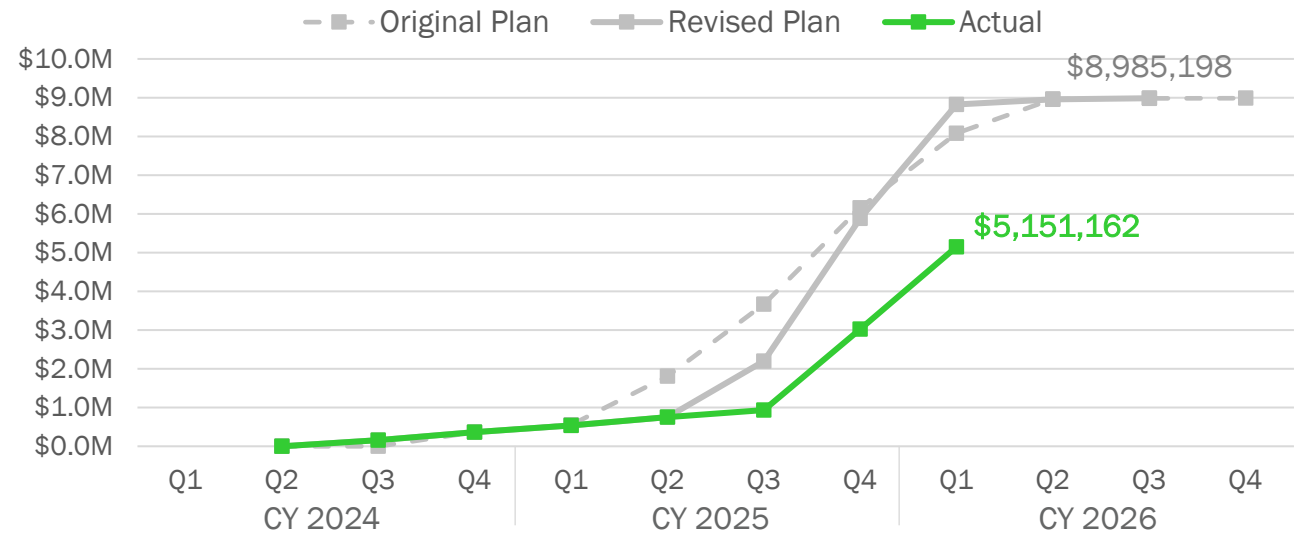
Data as of FY2026 Q3



CPF Project Costs



Project Expenses: Planned v. Actual



Cross Mills Public Library

Charlestown
4417 Old Post Road

CPF award : **\$ 654,597**

Project is 100% funded through CPF



▲ Exterior of the library from the parking lot

Project Size: **2,450 sf** Asset Type: **Library**

Project Type: **Renovation** Asset Ownership: **Non-Profit**

Project Description:

- Interior renovations throughout the 1st floor, basement and conveying systems include flooring, finishes, and furnishing.
- Creation of new private meeting spaces with acoustic and technological provisions to allow remote access to work, education, and health monitoring activities.

0 Classroom **0** Computer Lab **2** Multipurpose **1** Telemedicine **2** 'Other' Assets

▼ Two newly created private spaces

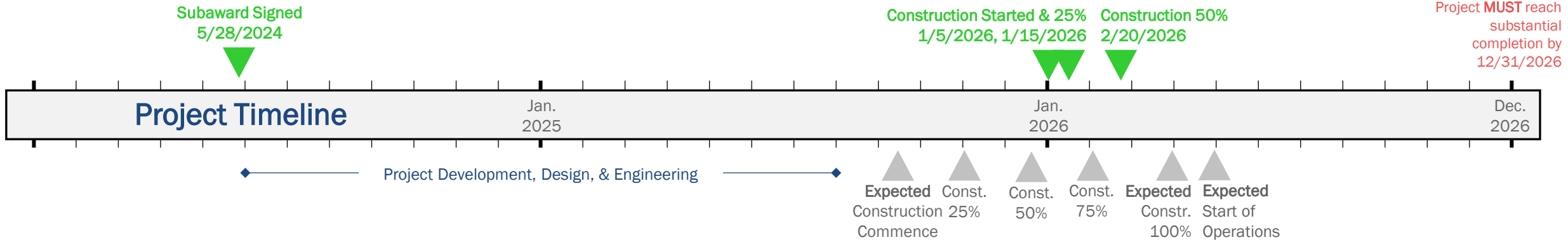


▼ New main floor meeting space

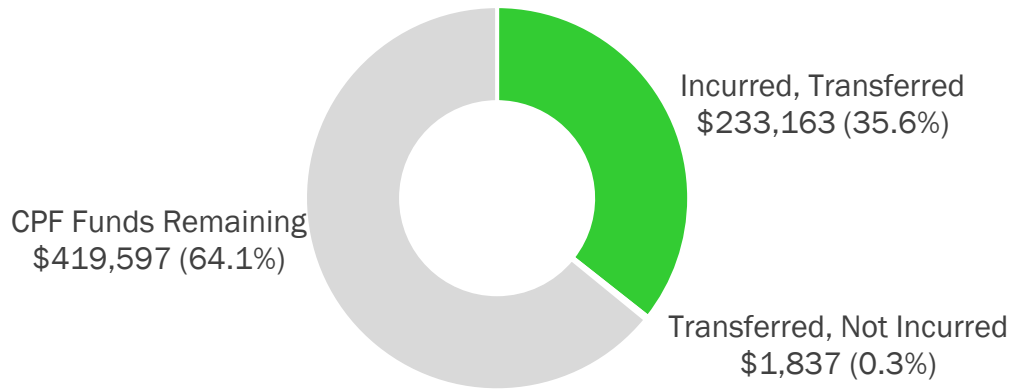


Cross Mills Public Library

Data as of FY2026 Q3



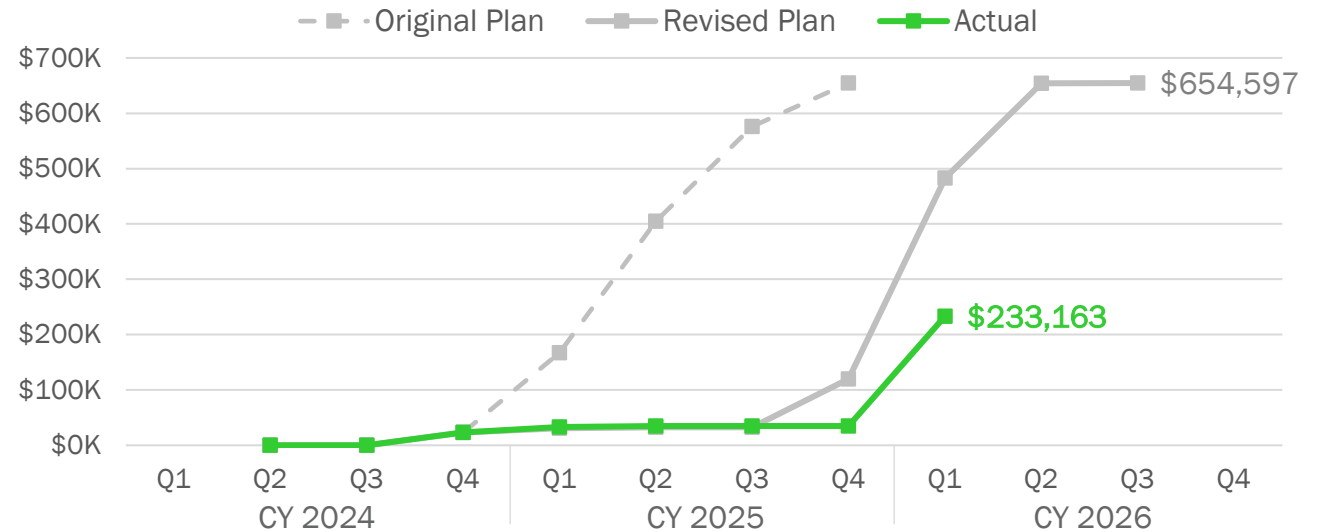
CPF Project Costs



Incurred: Project expenses that have been reported to PRO.

Transferred: CPF funds transferred to subrecipients. Transfers are initiated by subrecipients.

Project Expenses: Planned v. Actual



Coventry Community Learning Center

Coventry
1675 Flat River Road

CPF award : \$ 4,595,708

Total Project Cost : \$ 5,353,000

Project is fully funded through CPF, 86%, and town resources 14%



▲ Exterior of the existing building

Project Size: **38,500 sf** Asset Type: **Community Center**

Project Type: **Renovation** Asset Ownership: **Municipal**

Project Description:

- Complete rehabilitation of about one-third of the existing Town Hall Annex building.
- Project will create ADA compliant indoor and outdoor spaces.
- Renovations will include technology and equipment to enable remote access to work, education, and health monitoring.

8

Classroom

2

Computer Lab

3

Multipurpose

3

Telemedicine

10

'Other' Assets

▼ New flooring and painting throughout community center.

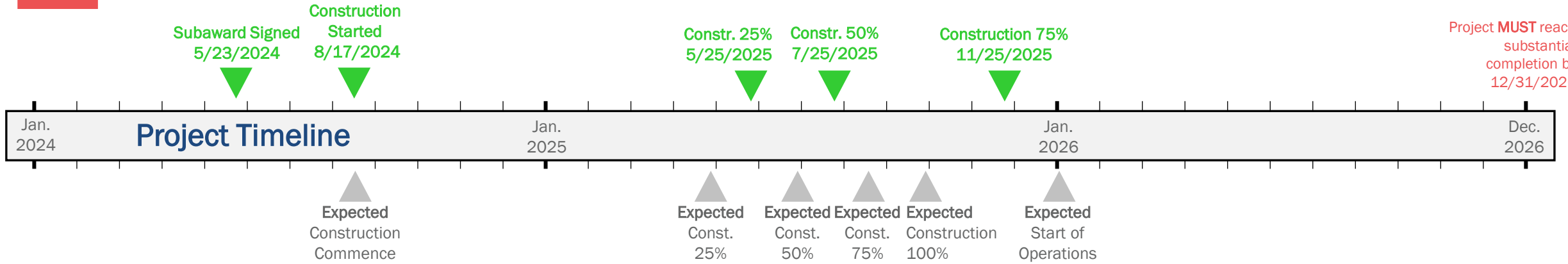


▼ New storefront doors installed.



Coventry Community Learning Center

Data as of FY2026 Q3



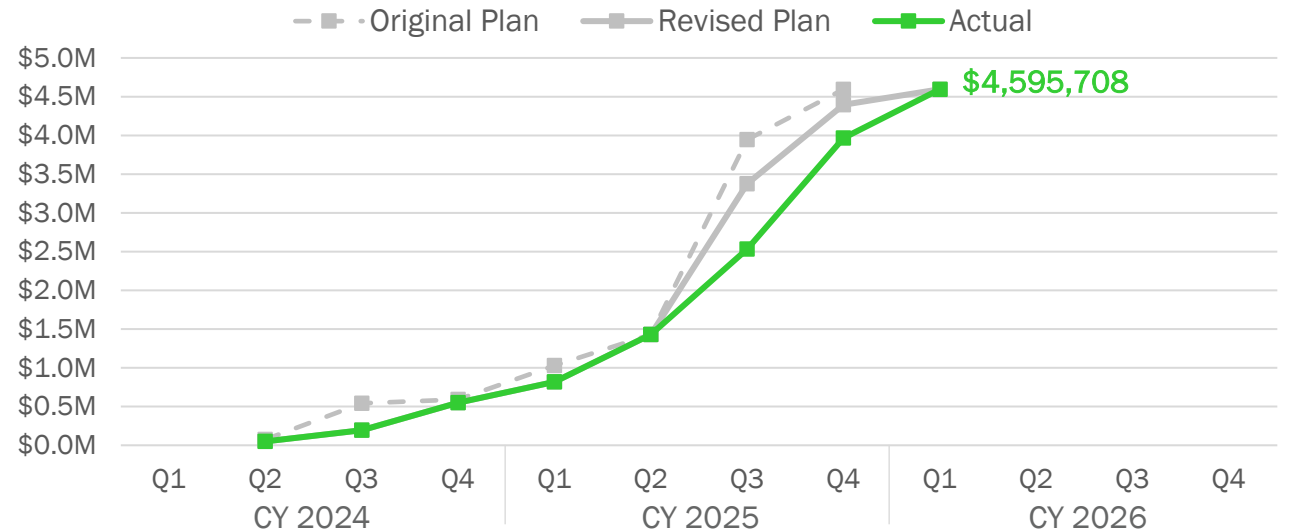
CPF Project Costs



Incurred: Project expenses that have been reported to PRO.

Transferred: CPF funds transferred to subrecipients. Transfers are initiated by subrecipients.

Project Expenses: Planned v. Actual



Wellness Hub at Amaral Building & Heritage Park

Cumberland
16 Mill Street

CPF award : \$ 3,118,159

Total Project Cost : \$ 4,118,159

Project is fully funded through CPF, 76%, and a Community Development Block Grant, 24%



▲ Updated exterior façade; front and back of the building

Project Size: 9,302 sf Asset Type: Community Center

Project Type: Renovation Asset Ownership: Municipal

Project Description:

- Adaptive reuse and site development to create ‘Wellness Hub’ that ties together the Amaral Building and Heritage Park.
- This includes an outdoor classroom, flexible learning space in the Amaral Building, a designated telehealth and community paramedicine office.

1 Classroom 1 Computer Lab 2 Multipurpose 1 Telemedicine 7 ‘Other’ Assets

▼ New interior staircase and elevator




▼ Interior finish work completed

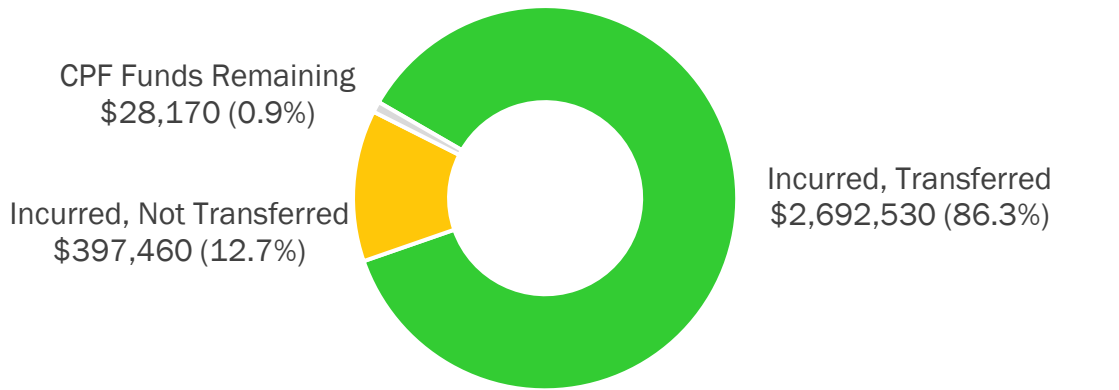


Wellness Hub at Amara Building & Heritage Park

Data as of FY2026 Q3



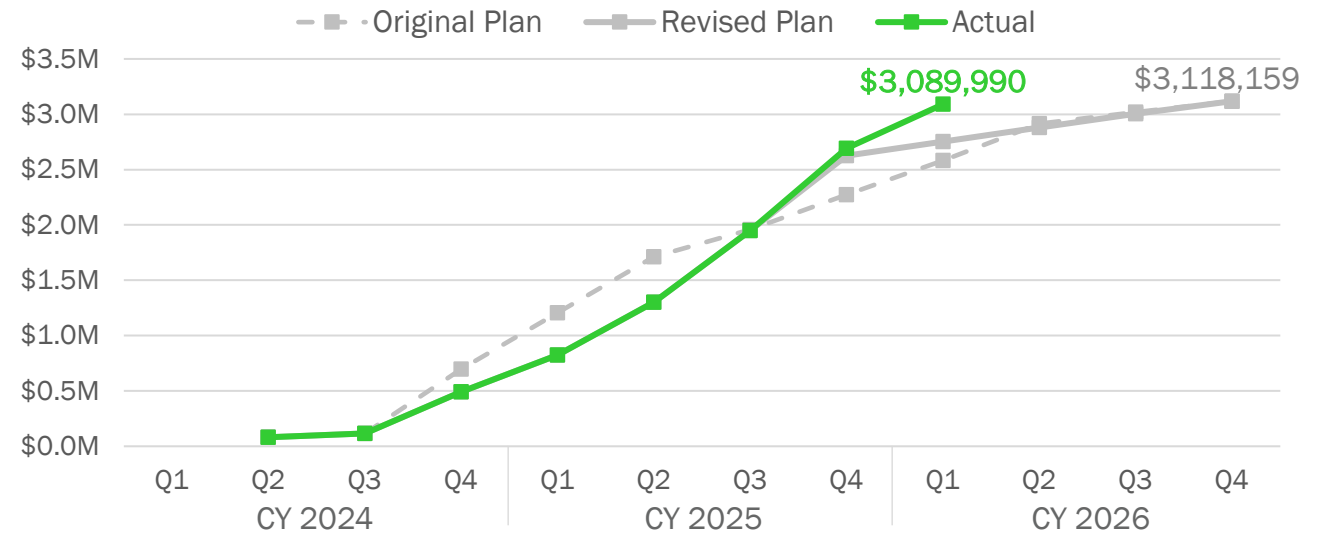
CPF Project Costs



Incurred: Project expenses that have been reported to PRO.

Transferred: CPF funds transferred to subrecipients. Transfers are initiated by subrecipients.

Project Expenses: Planned v. Actual



Swift Community Center

East Greenwich
121 Peirce Street

CPF award : **\$ 1,596,800**

Project is 100% funded through CPF



▲ Rendering of the new addition at Swift Community Center

Project Size: **2,051 sf** Asset Type: **Community Center**

Project Type: **New Build** Asset Ownership: **Municipal**

Project Description:

- New ~1,400 sf addition to the north of the existing community center, adding two classrooms.
- Renovation of existing space to include a health screening room, additional storage, and hallways to connect to addition.

2 Classroom **1** Computer Lab **1** Multipurpose **1** Telemedicine **1** 'Other' Assets

▼ Exterior masonry & windows are complete

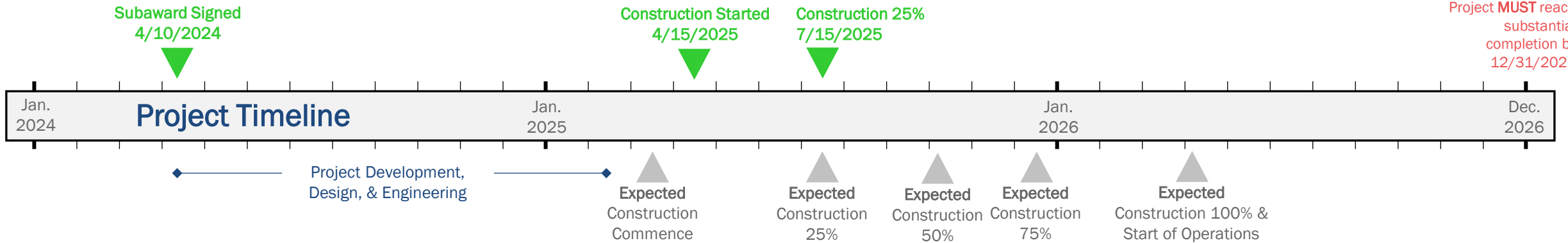


▼ Interior framing is ongoing

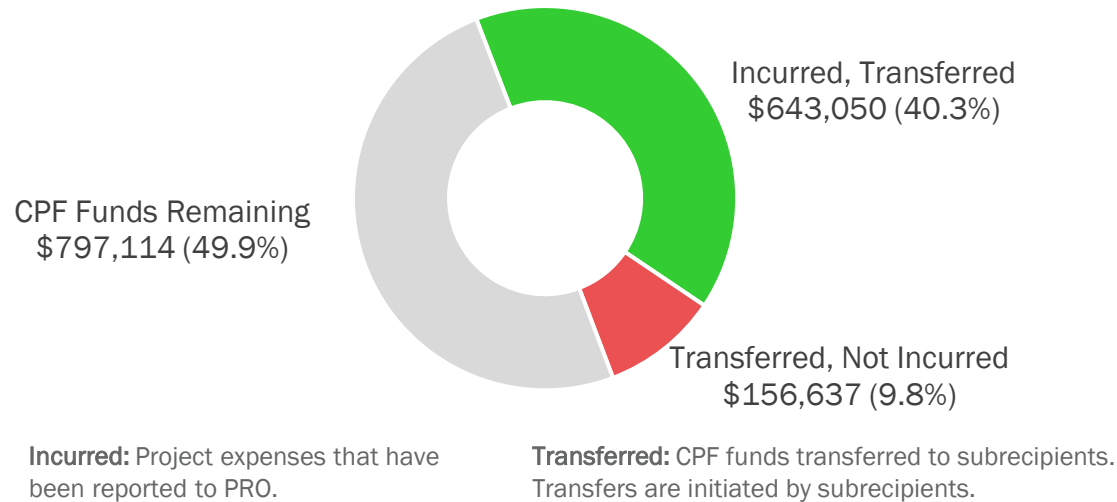


Swift Community Center

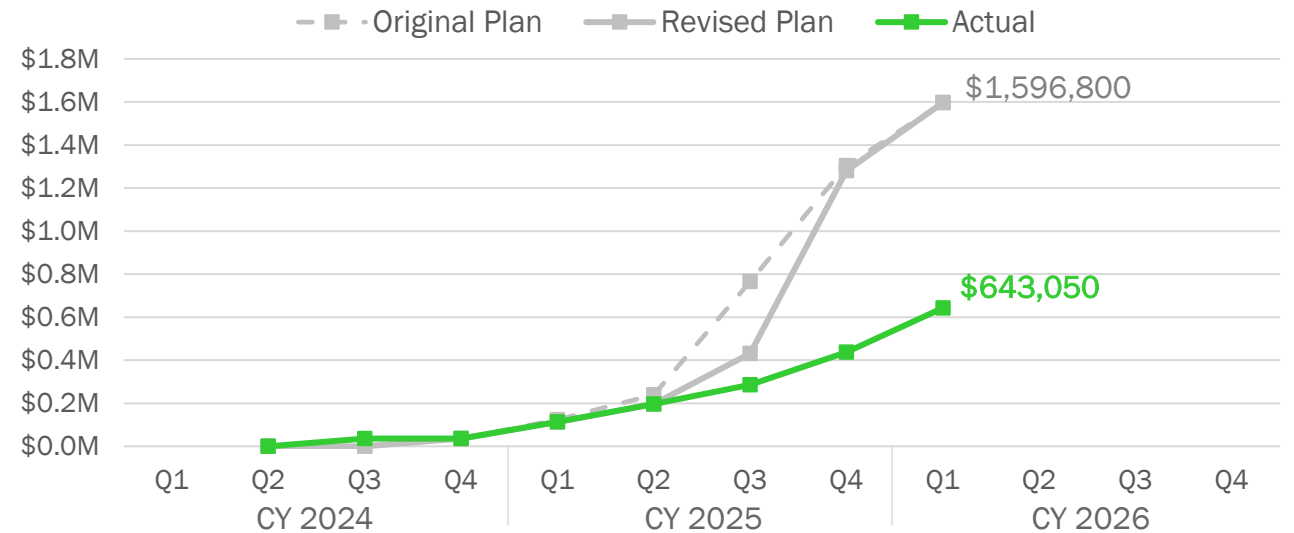
Data as of FY2026 Q3



CPF Project Costs



Project Expenses: Planned v. Actual



East Providence Community Center

East Providence
610 Waterman Avenue

CPF award : **\$ 10,493,659**

Project is 100% funded through the CPF



▲ *New Rendering of the new building exterior*

Project Size: **9,803 sf** Asset Type: **Community Center**

Project Type: **New Build** Asset Ownership: **Municipal**

Project Description:

- New construction housing the learning center and recreation center across from high school and adjacent to senior center.
- Pre-engineered metal building; mechanical, electrical, plumbing, fire protection systems, site work, lighting and parking.
- Recreation center constructed through City and Local Fiscal Recovery Funds from ARPA.

0

Classroom

0

Computer Lab

7

Multipurpose

1

Telemedicine

5

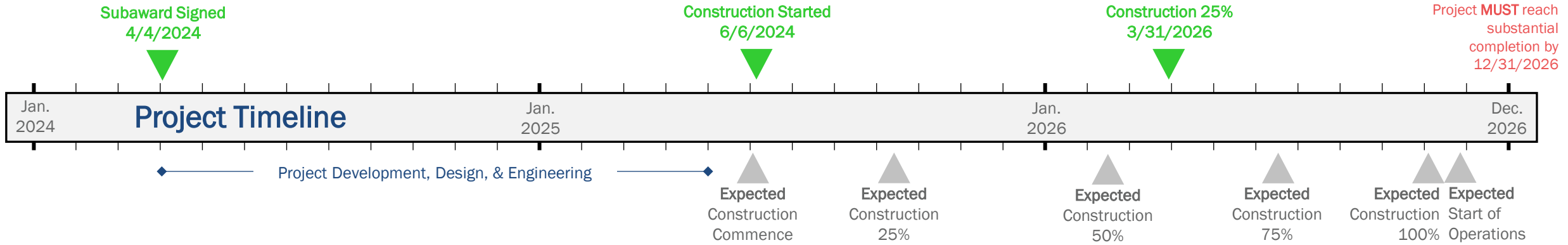
'Other' Assets

▼ *Pouring concrete for the foundation of the building. Once cured, building will be erected.*

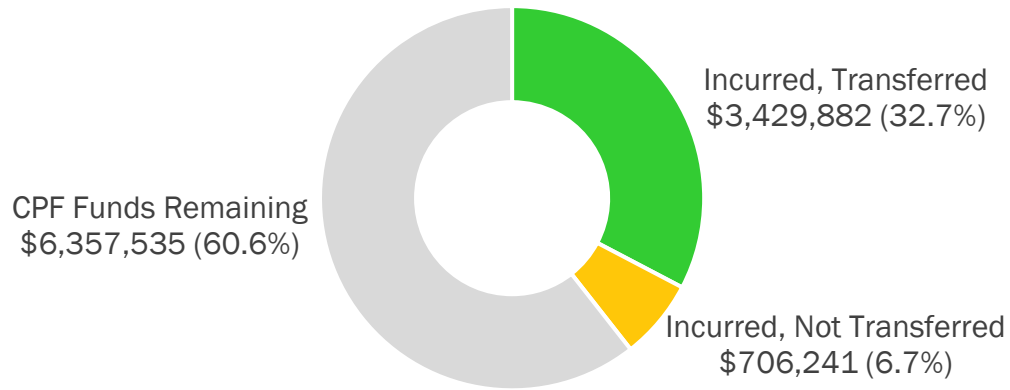


East Providence Community Center

Data as of FY2026 Q3



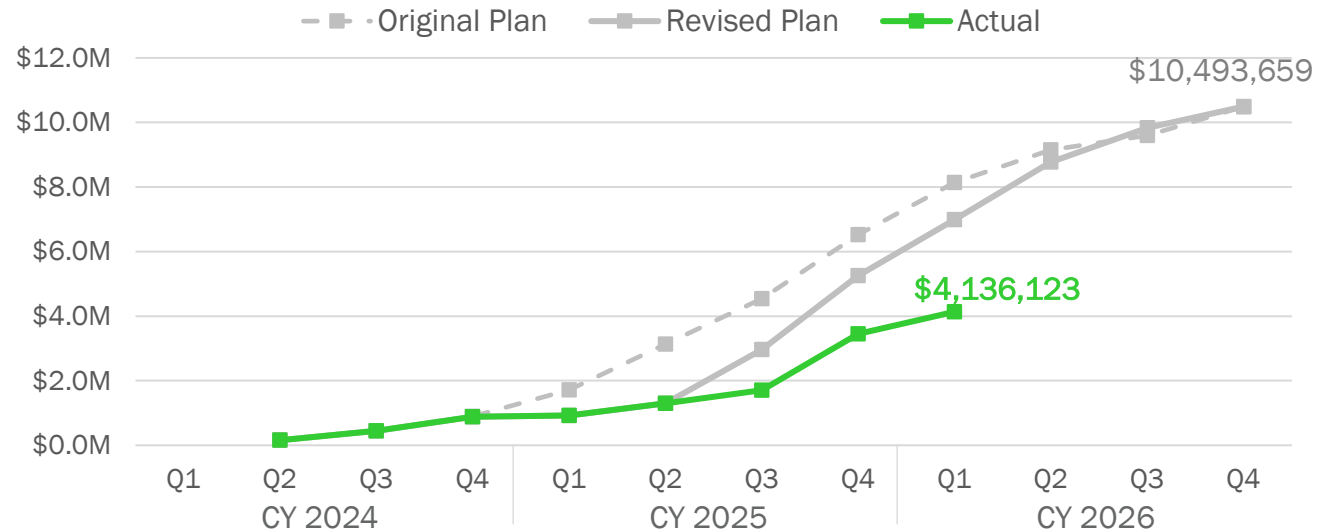
CPF Project Costs



Incurring: Project expenses that have been reported to PRO.

Transferred: CPF funds transferred to subrecipients. Transfers are initiated by subrecipients.

Project Expenses: Planned v. Actual



Harmony Library

Glocester
195 Putnam Pike

CPF award : **\$ 768,988**

Project is 100% funded through CPF



▲ Exterior of the existing building from parking lot

Project Size: **1,080 sf**

Asset Type: **Library**

Project Type: **New Build**

Asset Ownership: **Private**

Project Description:

- New 900 sf addition to the existing Harmony library, adding a community room for education and cultural events.
- Renovate existing space to provide dedicated resources for employment, education, and telehealth.

0

Classroom

2

Computer Lab

1

Multipurpose

1

Telemedicine

0

'Other' Assets

▼ Walls of the rear addition are being erected.

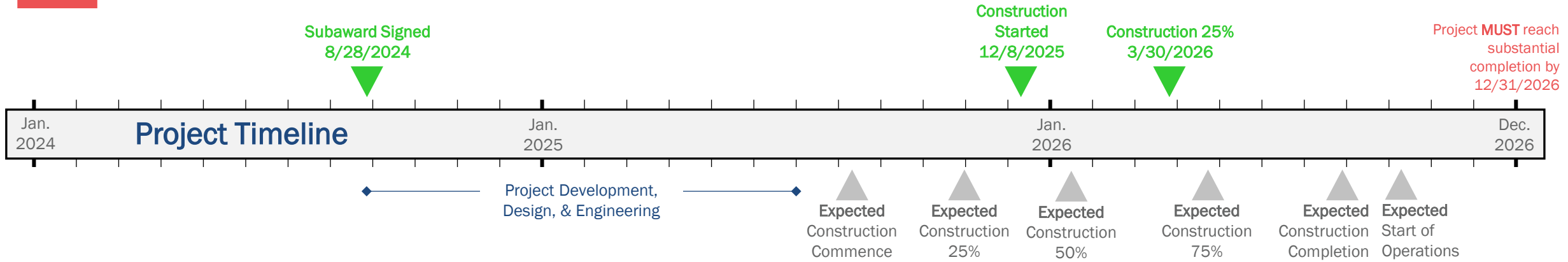


▼ Three new private spaces in main building

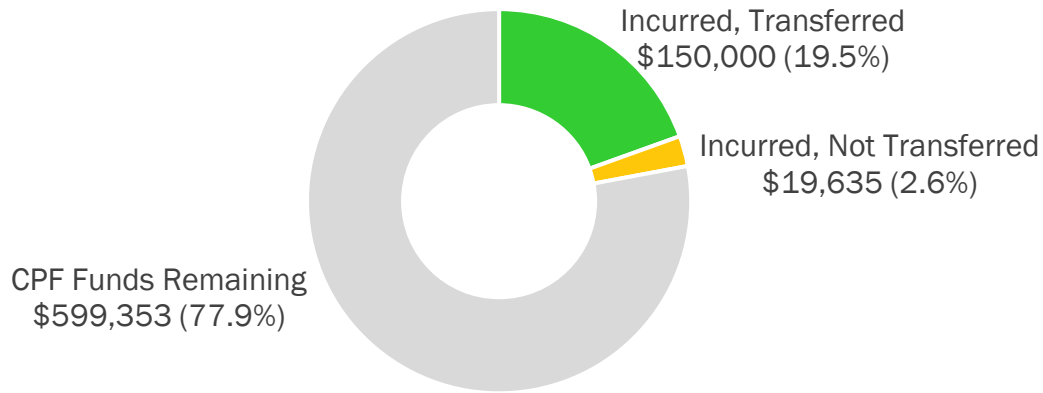


Harmony Library

Data as of FY2026 Q3



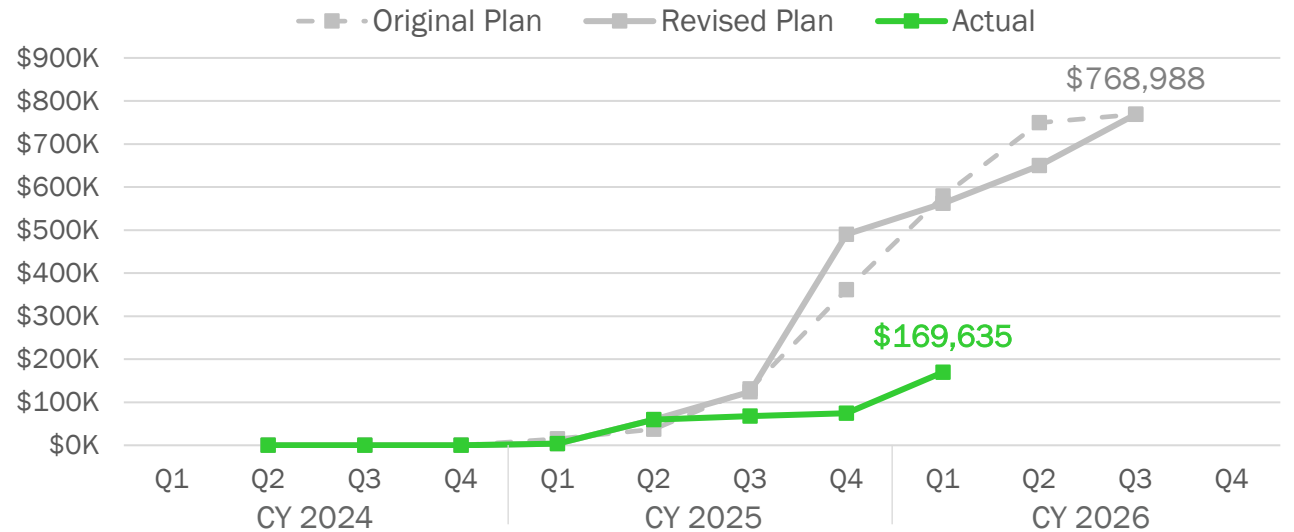
CPF Project Costs



Incurred: Project expenses that have been reported to PRO.

Transferred: CPF funds transferred to subrecipients. Transfers are initiated by subrecipients.

Project Expenses: Planned v. Actual



Lincoln Learning Center

Lincoln
98 Old River Road

CPF award : **\$ 2,000,000**

Project is 100% funded through CPF



▲ Rendering of the new Rescue Center. The Lincoln Learning Center will be housed in the rear brick portion of the building.

Project Size: **2,600 sf** Asset Type: **Community Center**


Project Type: **New Build** Asset Ownership: **Municipal**

Project Description:

- New construction attached to the Lincoln Central Rescue for administrative and operational efficiency.
- All rooms will have both wireless access and physical data drops. There will be acoustical ceilings with the optimal amount of LED lighting for increased productivity and privacy. All areas will have resilient flooring.

0 Classroom 0 Computer Lab 4 Multipurpose 1 Telemedicine 4 'Other' Assets

▼ Drywall, door frames and glass are being installed

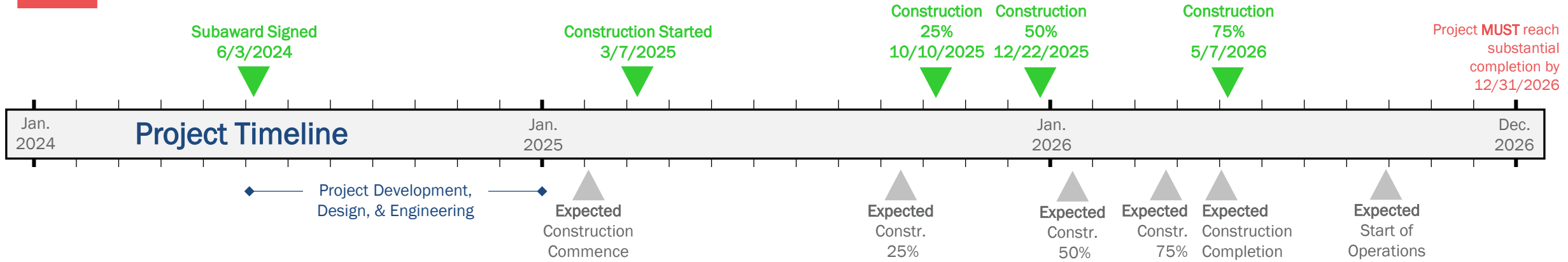


▼ Exterior brick veneer complete

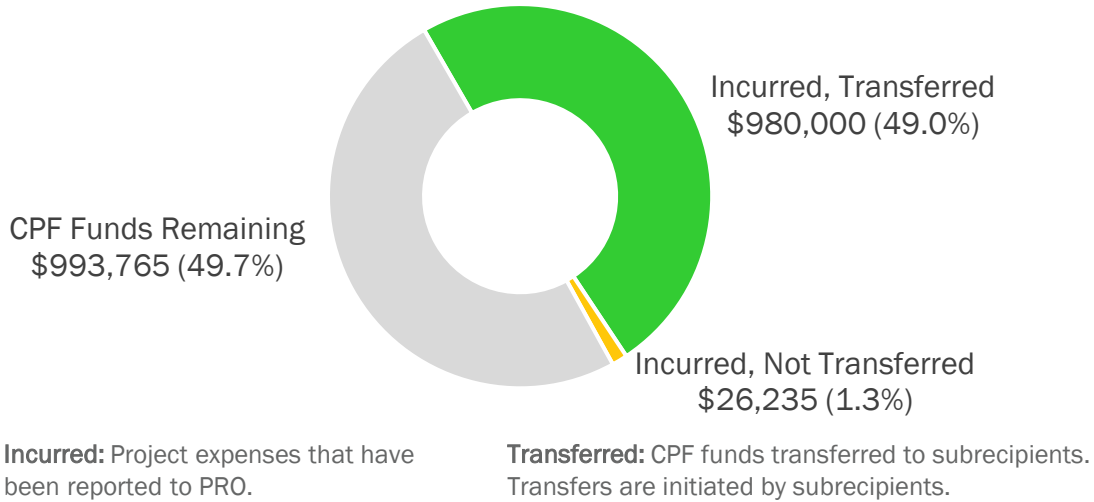


Lincoln Learning Center

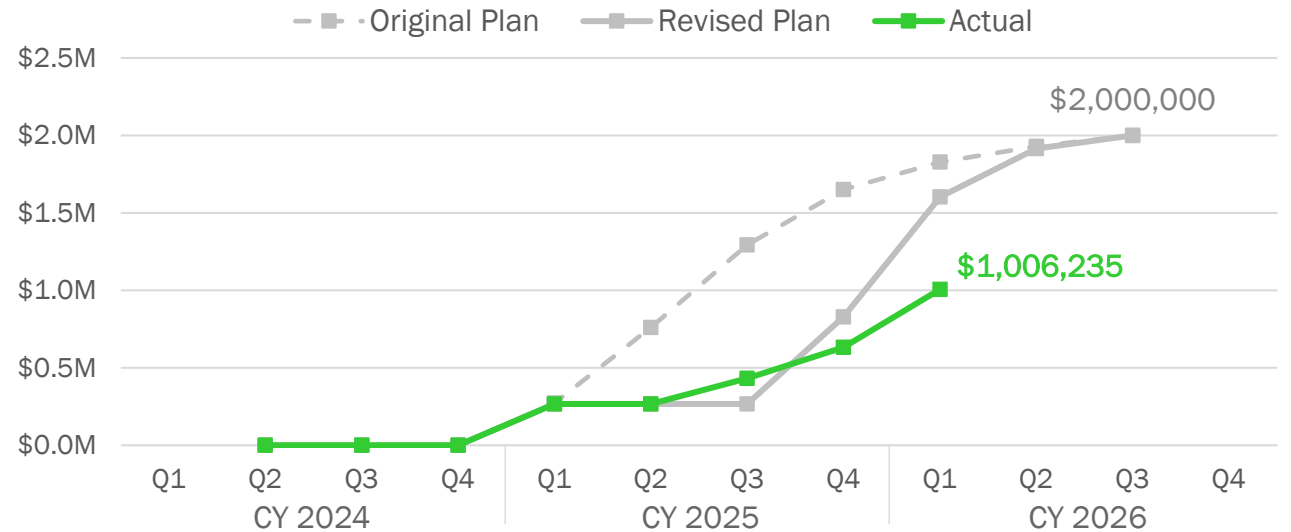
Data as of FY2026 Q3



CPF Project Costs



Project Expenses: Planned v. Actual



Florence Gray Center

Newport
1 York Street

CPF award : **\$ 7,527,554**

Project is 100% funded through CPF



▲ Exterior of the existing building. The Gallagher Wing is on the left side of the building.

Project Size: **15,700 sf** Project Type: **Renovation**

Asset Type: **Community Center**

Asset Ownership: **State & Quasi-Municipal**

Project Description:

- Major renovations to vacant 2-floor structure (Gallagher Wing) attached to currently operational Florence Gray Center.
- Minor and major upgrades to the interior layout, mechanical, electrical, plumbing, interior finishes, fixtures and equipment.
- A new interior staircase and new corridors for better circulation at the Florence Gray Community Learning Center.

7

Classroom

2

Computer Lab

4

Multipurpose

1

Telemedicine

0

'Other' Assets

▼ Cut out for the new central staircase

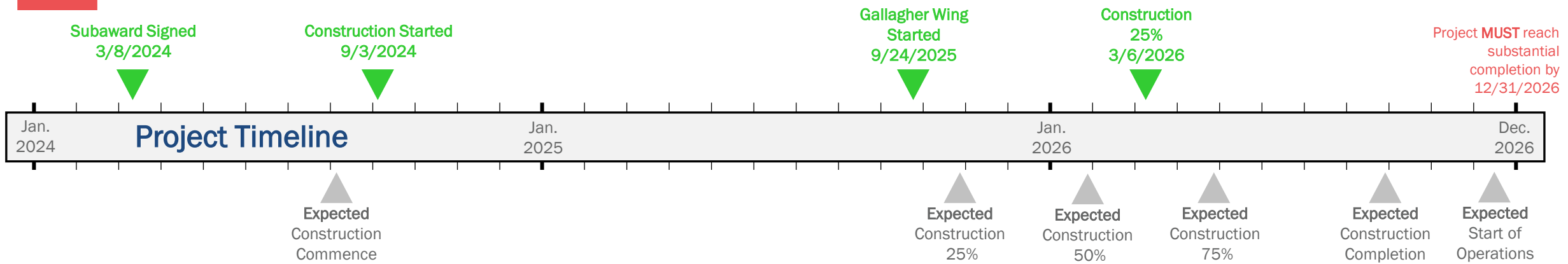


▼ Framing and rough-in occurring throughout

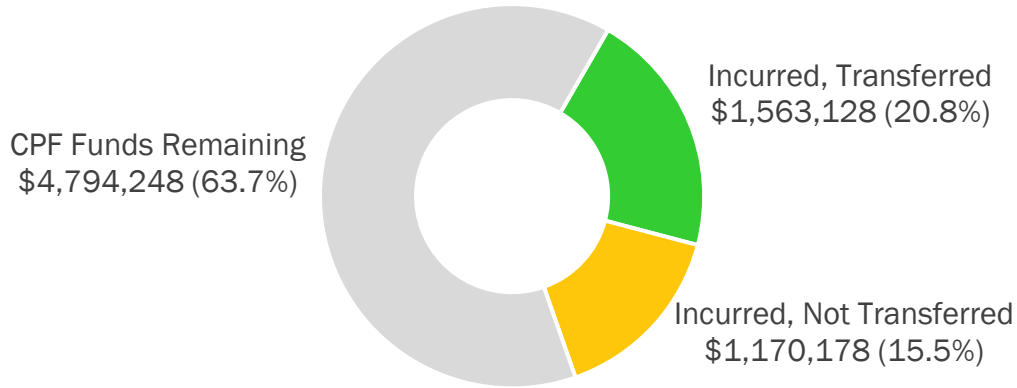


Florence Gray Center

Data as of FY2026 Q3



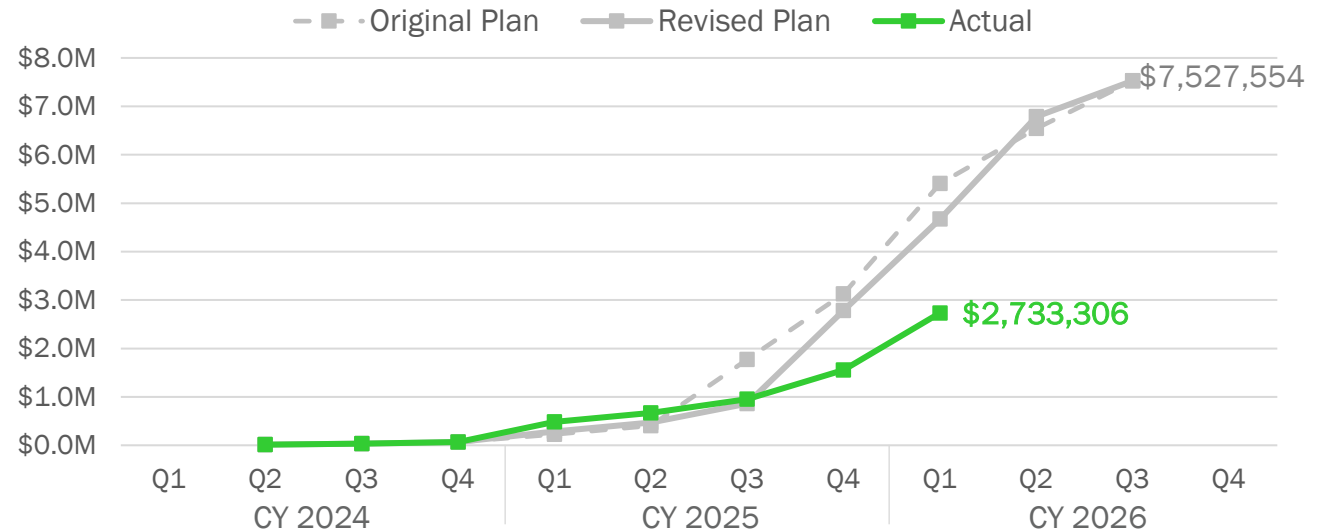
CPF Project Costs



Incurred: Project expenses that have been reported to PRO.

Transferred: CPF funds transferred to subrecipients. Transfers are initiated by subrecipients.

Project Expenses: Planned v. Actual



North Providence Community Center

North Providence
1810 Mineral Spring Avenue

CPF award : **\$ 3,160,894**

Project is 100% funded through CPF



▲ Exterior of the existing building

Project Size: **8,893 sf**

Asset Type: **Library**

Project Type: **Renovation** Asset Ownership: **Municipal**

Project Description:

- Renovation of the second floor of the library, the outside classroom area and stairwell from the upper parking area.
- Building wide mechanical, electrical, plumbing, fire protection upgrades; new receptacles & data outlets for each computer station, and convenience receptacles per code.
- One new and one renovated ADA compliant restroom

1

Classroom

1

Computer Lab

3

Multipurpose

1

Telemedicine


8

'Other' Assets

▼ Interior view of new classroom space

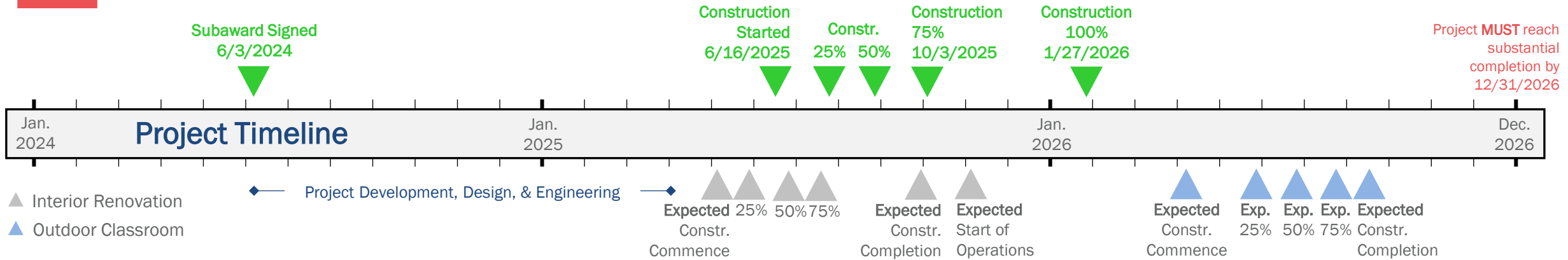


▼ Interior view of new computer lab.

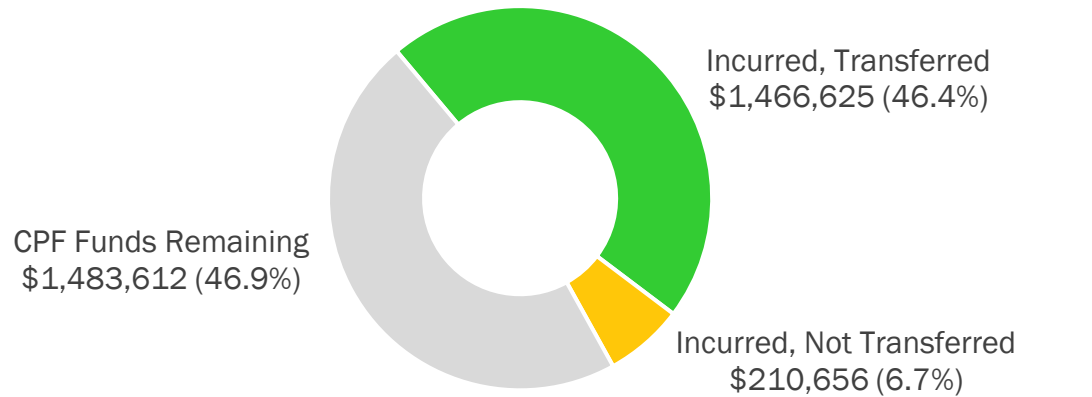


North Providence Community Center

Data as of FY2026 Q3



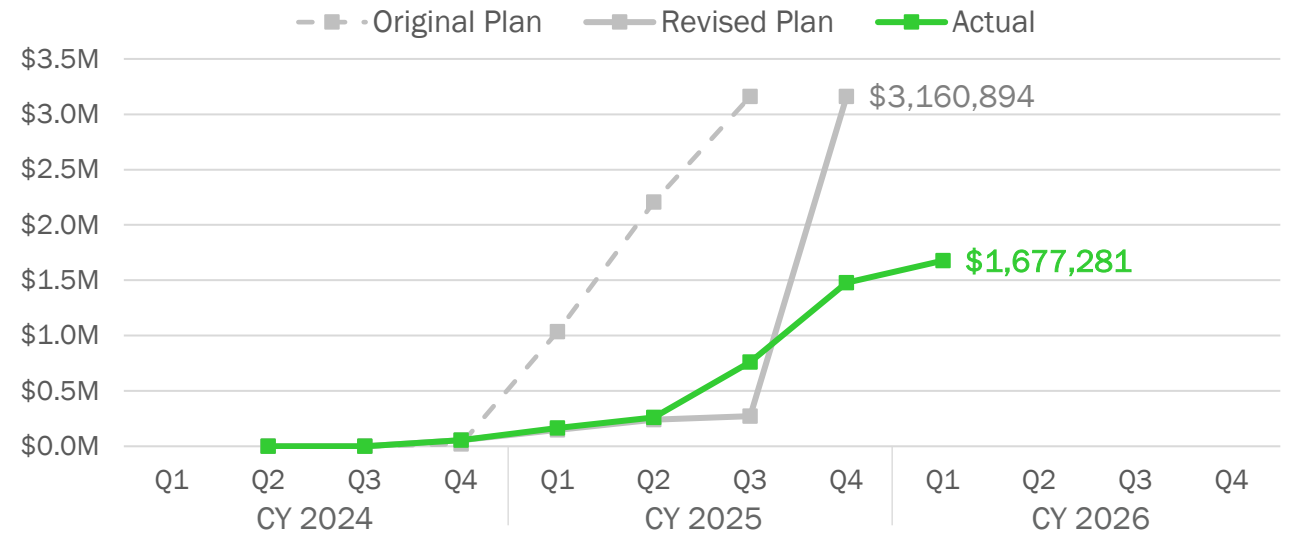
CPF Project Costs



Incurring: Project expenses that have been reported to PRO.

Transferred: CPF funds transferred to subrecipients. Transfers are initiated by subrecipients.

Project Expenses: Planned v. Actual



Davey Lopes Recreation Center

Providence
227 Dudley Street

CPF award : **\$ 7,583,842**

Project is 100% funded through CPF



▲ *Rendering of the exterior of the building from Dudley Street*

Project Size: **9,000 sf** Asset Type: **Recreation Center**

Project Type: **Renovation** Asset Ownership: **Municipal**

Project Description:

- Complete renovation of all non-recreational spaces.
- No major structural work – project will include new finishes, fixtures, ADA compliance upgrades, and other repairs to create grant compliant spaces.

0

Classroom

1

Computer Lab

4

Multipurpose



1

Telemedicine

3

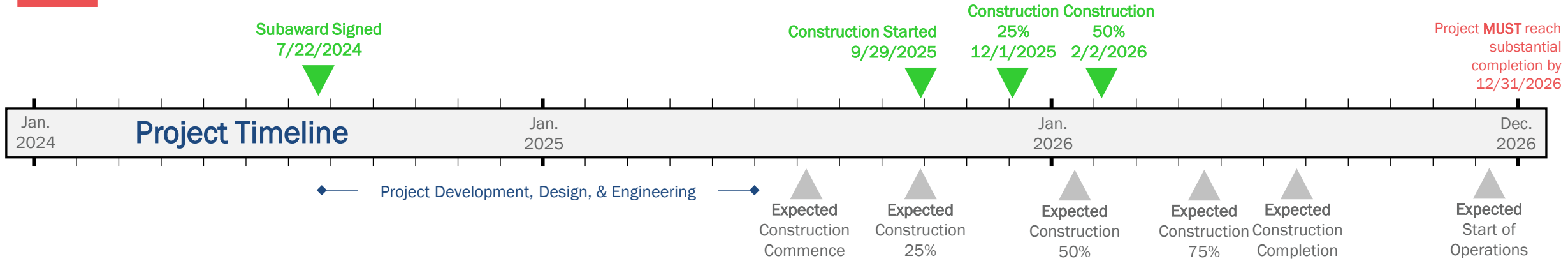
'Other' Assets

▼ *Repairs, framing and MEP work occurring throughout center*

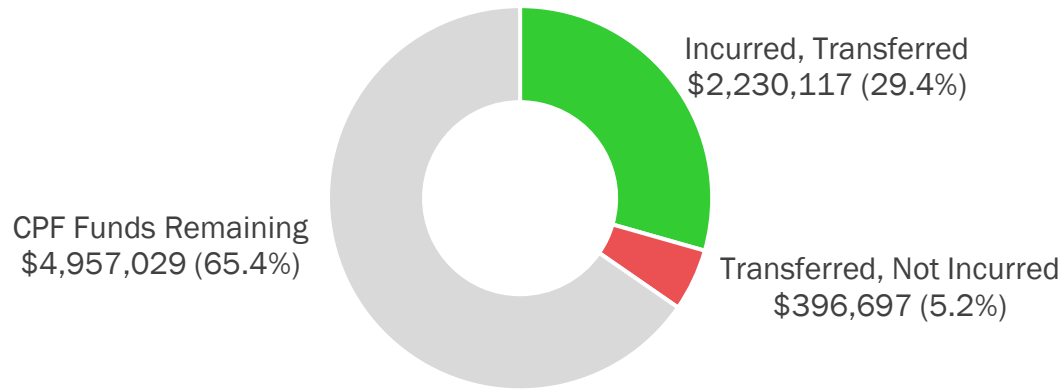


Davey Lopes Recreation Center

Data as of FY2026 Q3



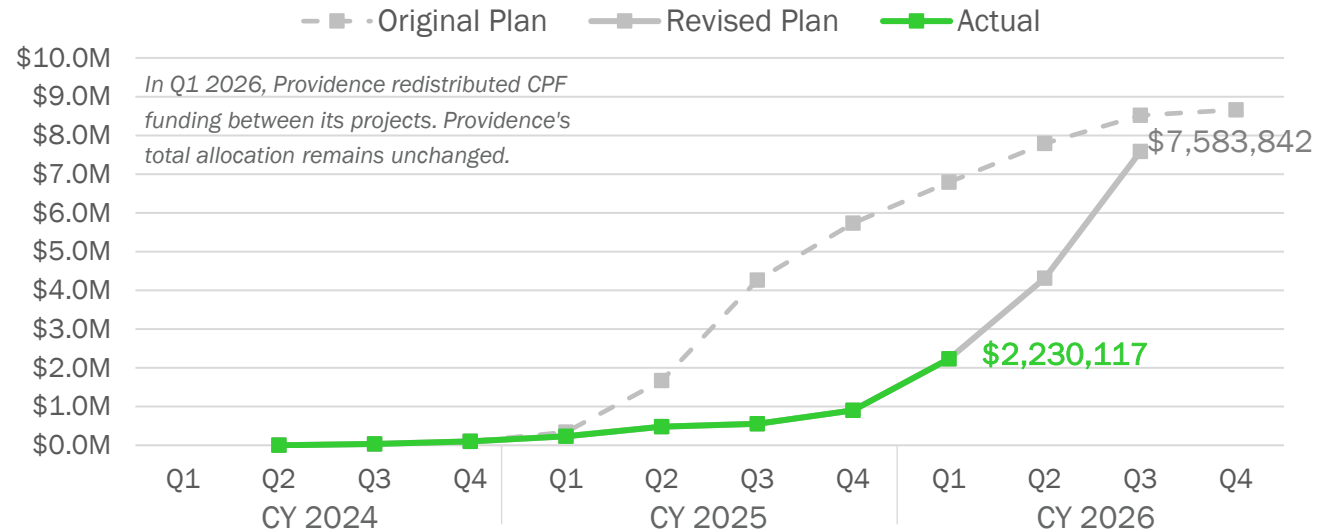
CPF Project Costs



Incurred: Project expenses that have been reported to PRO.

Transferred: CPF funds transferred to subrecipients. Transfers are initiated by subrecipients.

Project Expenses: Planned v. Actual



Joslin Recreation Center

Providence
17 Hyat Street

CPF award : **\$ 5,915,000**

Project is 100% funded through CPF



▲ Exterior of the existing building

Project Size: **12,830 sf** Asset Type: **Recreation Center**

Project Type: **Renovation** Asset Ownership: **Municipal**

Project Description:

- Renovation of non-recreational spaces
- Project includes new finishes, flooring, acoustical ceiling, lighting and paint, carbon neutral heating, HVAC upgrade, fire protection, security and access control, ADA accessibility.
- Cyber Lobby - computer lab: with modular furniture partitions.

0

Classroom

1

Computer Lab

4

Multipurpose

1

Telemedicine

1

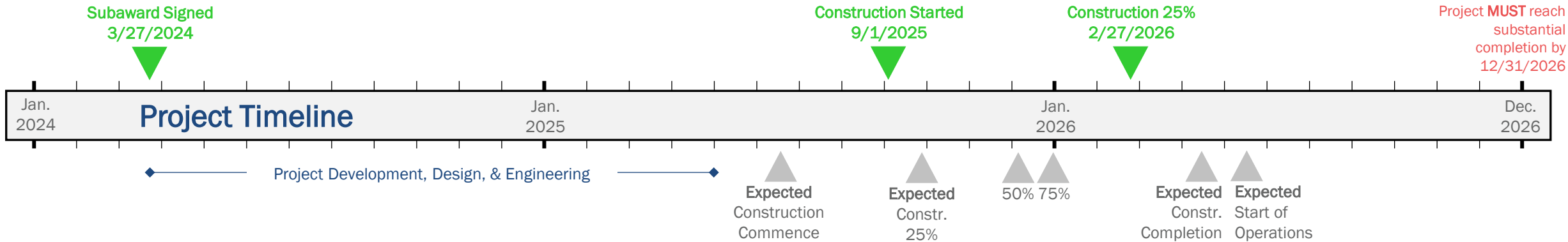
'Other' Assets

▼ Framing and MEP work occurring throughout first floor of the learning center.

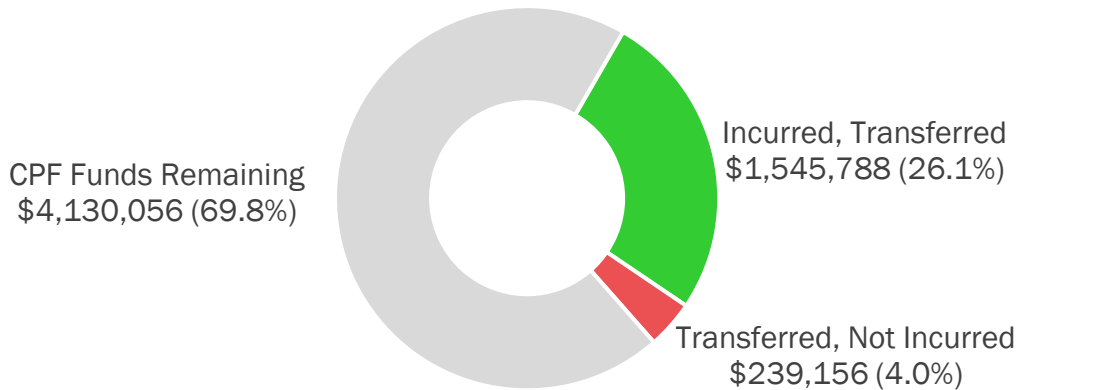


Joslin Recreation Center

Data as of FY2026 Q3



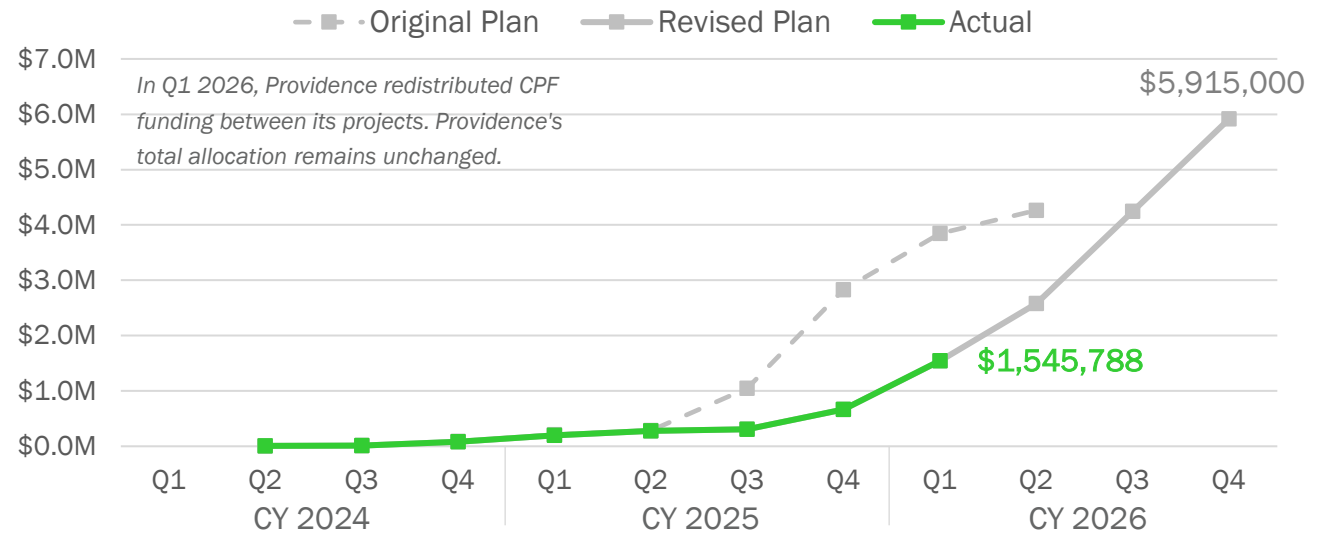
CPF Project Costs



Incurred: Project expenses that have been reported to PRO.

Transferred: CPF funds transferred to subrecipients. Transfers are initiated by subrecipients.

Project Expenses: Planned v. Actual



Peace Dale Library

South Kingstown
1057 Kingstown Road

CPF award : \$ 2,893,891

Total Project Cost : \$ 3,593,891

Project is funded through CPF, 81%, and a Community Development Block Grant, 19%



▲ Exterior of the library from Kingstown Road

Project Size: 3,867 sf Asset Type: Library


Project Type: Renovation Asset Ownership: Municipal

Project Description:

- Interior and exterior renovation at the Peace Dale Library Main Branch to create ADA accessible community learning center with a paramedic office, and enhanced parking and garden.
- Build out of mezzanine space and renovation of secondary balcony to create additional supportive and grant compliant spaces.

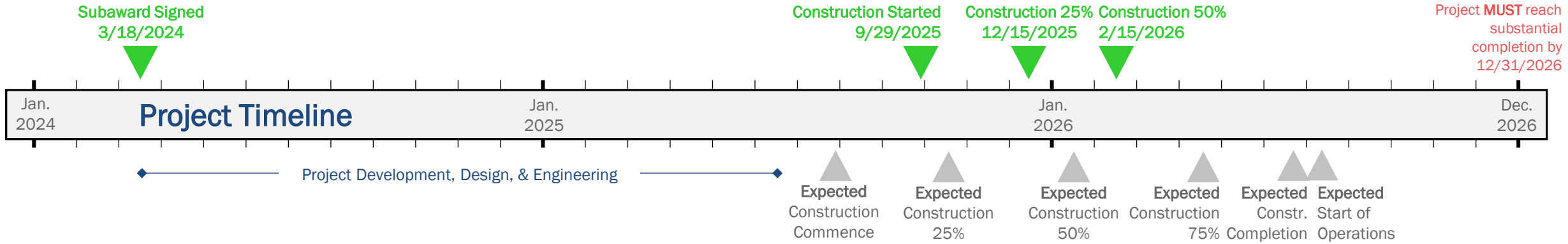
0 Classroom 0 Computer Lab 6 Multipurpose 1 Telemedicine 3 'Other' Assets

▼ Framing throughout the library is ongoing. A new staircase has been installed to access the mezzanine in the front room which will be open to the public once completed.

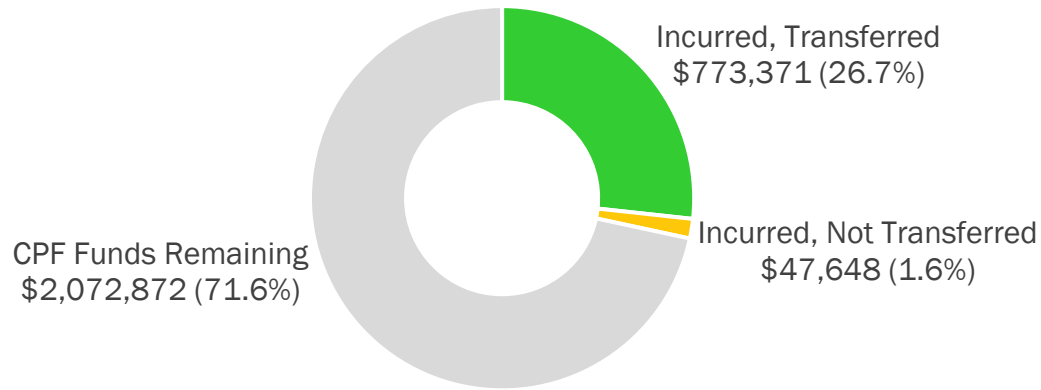


Peace Dale Library

Data as of FY2026 Q3



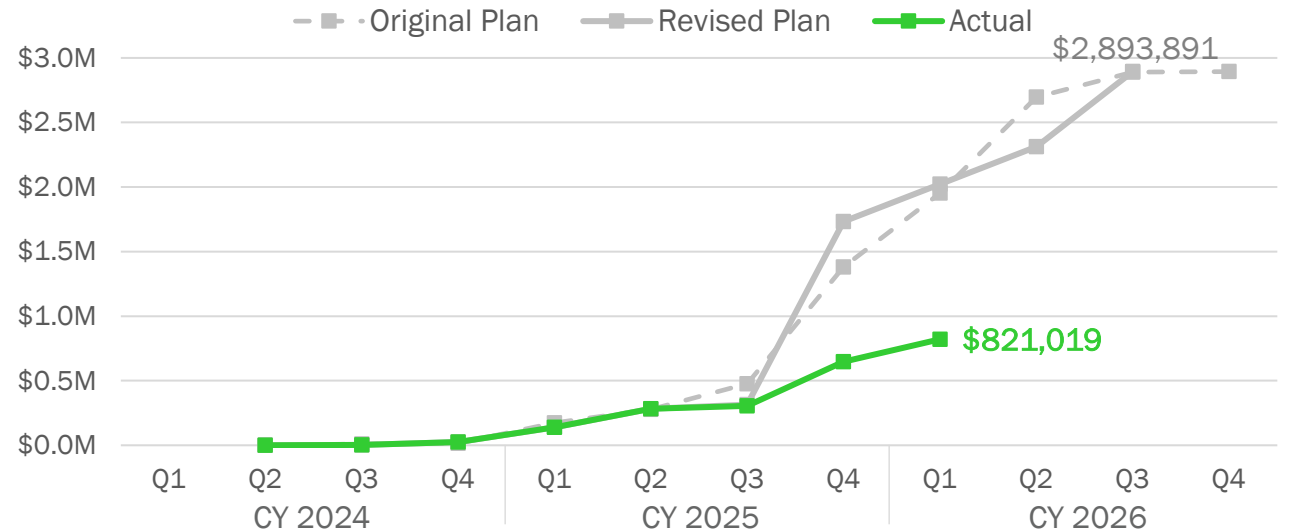
CPF Project Costs



Incurred: Project expenses that have been reported to PRO.

Transferred: CPF funds transferred to subrecipients. Transfers are initiated by subrecipients.

Project Expenses: Planned v. Actual



Tower Street Community Center

Westerly
83 Tower Street

CPF award : **\$ 3,531,655**

Total Project Cost : **\$ 6,601,120**

Project is funded through CPF, 54%, and other federal funds, private donations and town resources, 46%



▲ Exterior rendering from Entry Drive

Project Size: **8,000 sf**

Asset Type: **Community Center**

Project Type: **New Build**

Asset Ownership: **Private**

Project Description:

- Single story, new construction on the site of the former Tower Street Elementary School.
- 8,000 square foot building divided between the Westerly Education Center, Wood River Health Services, and the Town of Westerly.

2

Classroom

0

Computer Lab

2

Multipurpose

3

Telemedicine

21

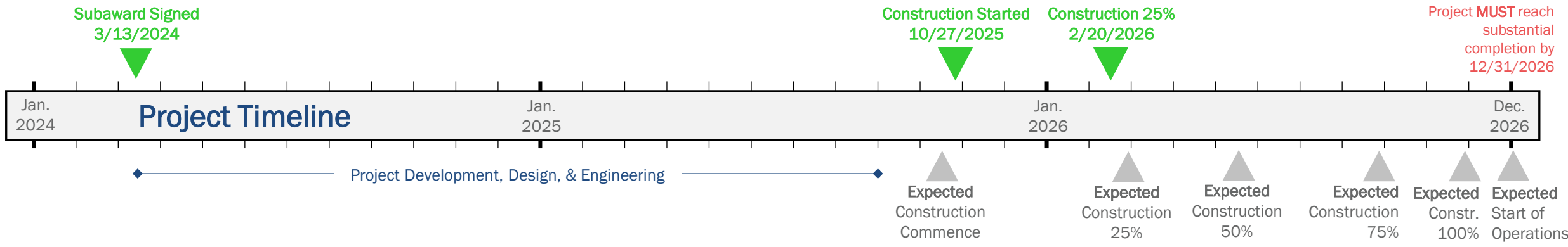
'Other' Assets

▼ Frame of the building and roof trusses are being erected

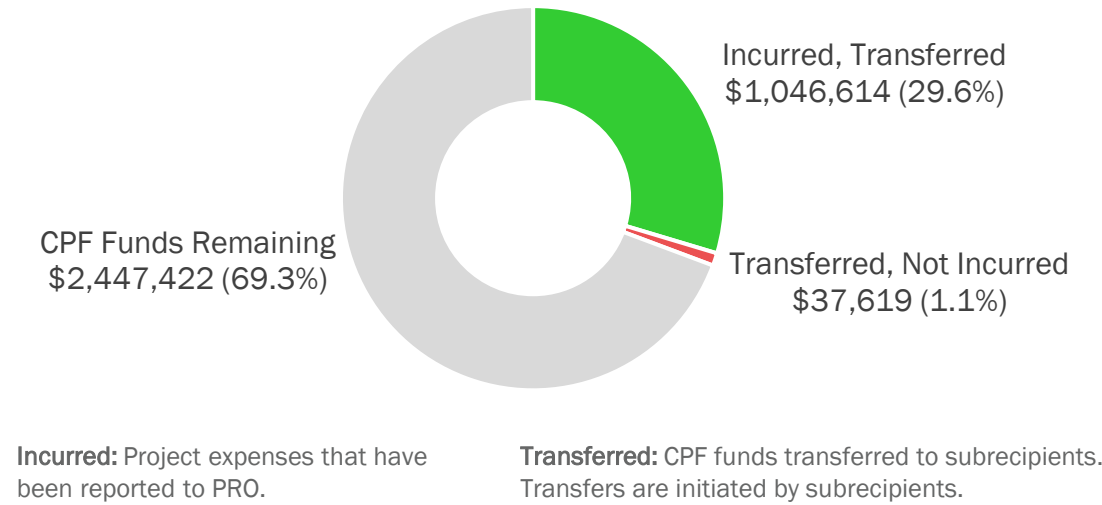


Tower Street Community Center

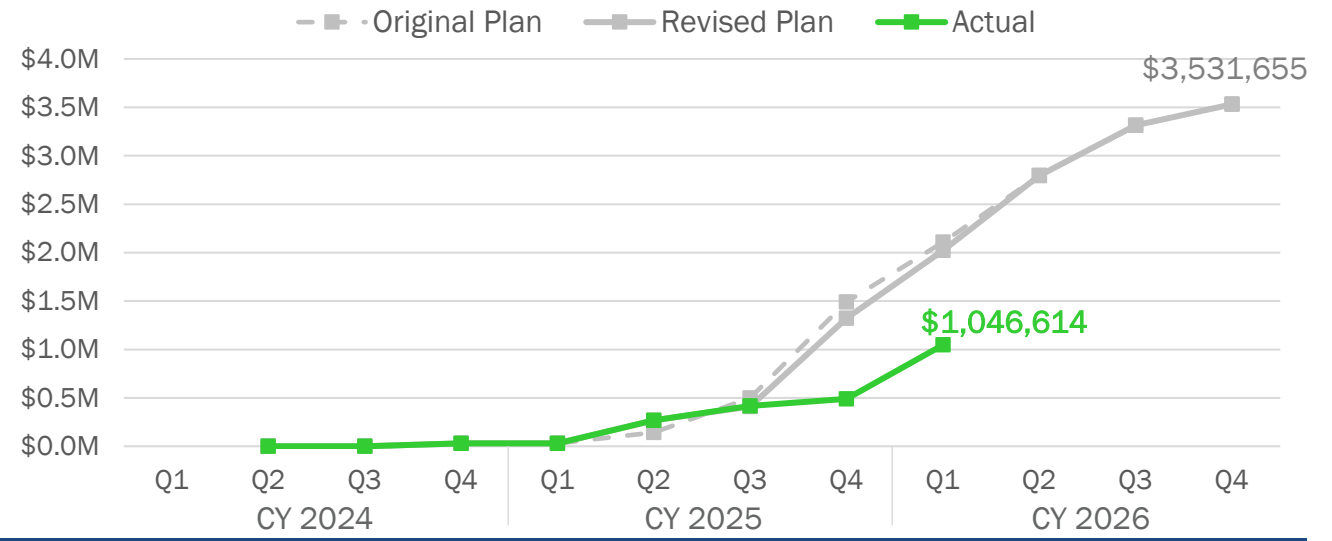
Data as of FY2026 Q3



CPF Project Costs



Project Expenses: Planned v. Actual



Multipurpose Center at Cass Park

Woonsocket
Cass Avenue

CPF award : **\$ 6,990,500**

Project is 100% funded through CPF



▲ *Rendering of the new multipurpose center at Cass Park*

Project Description:

- New construction consisting of a concrete slab on grade floor with a prefabricated metal building structure.
- Project located next to new athletic center currently under construction.

3 Classroom **1** Computer Lab **3** Multipurpose **5** Telemedicine **13** 'Other' Assets

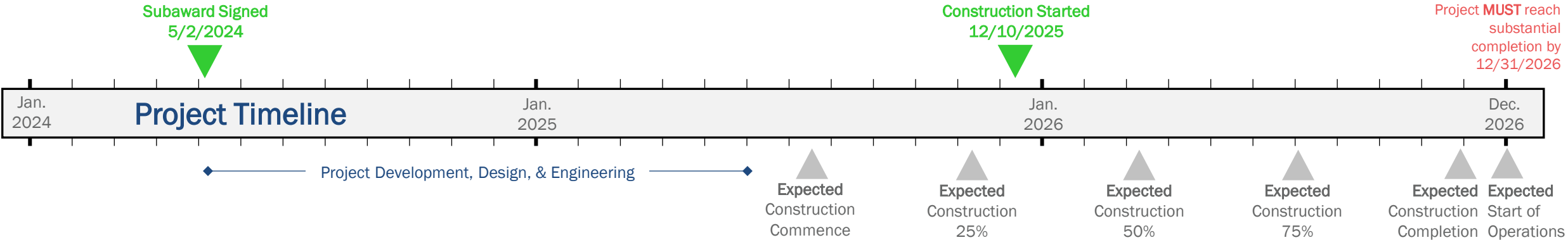
▼ *Foundation work for the new multipurpose center ongoing.*



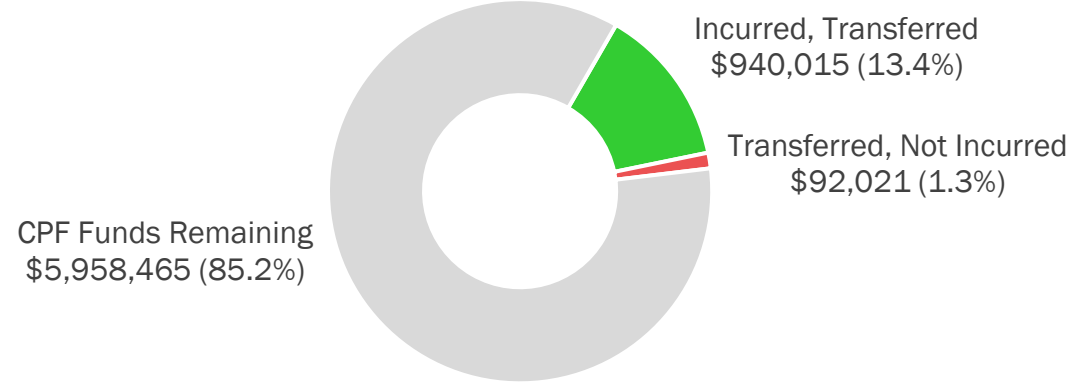
Project Size: **14,000 sf** Asset Type: **Multipurpose Center**

Project Type: **New Build** Asset Ownership: **Municipal**

Multipurpose Center at Cass Park

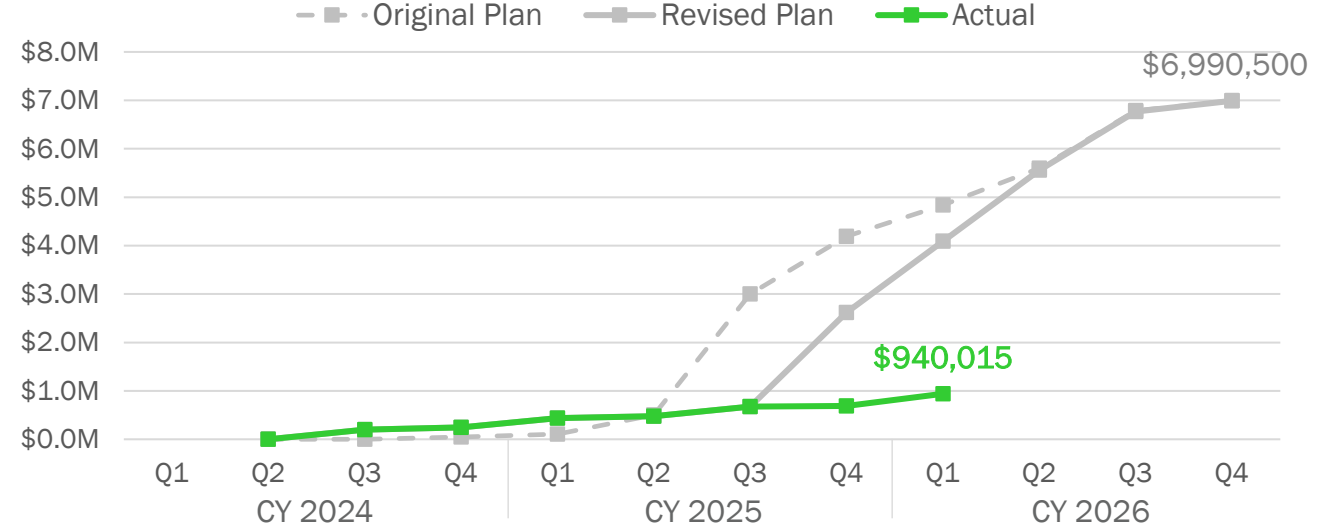



CPF Project Costs



Incurred: Project expenses that have been reported to PRO. **Transferred:** CPF funds transferred to subrecipients. Transfers are initiated by subrecipients.

Project Expenses: Planned v. Actual





**RHODE
ISLAND**