



RHODE
ISLAND

Capital Projects Fund Update

Pandemic Recovery Office
FY 2025 Q3

Report Outline

- Pandemic Recovery Office Mission
- Capital Project Fund Background & Overview
- Broadband Infrastructure Projects Program Update
- Overview of Broadband Infrastructure Projects
- Community Learning Center (CLC) Municipal Grant Program Update
- Overview of CLC Projects

Pandemic Recovery Office Mission

The Pandemic Recovery Office (PRO), within the Department of Administration, serves as the central office for policy coordination and compliance for federal Coronavirus Capital Projects Fund (CPF), as allocated under the American Rescue Plan Act (ARPA).

The State's \$112.3 million CPF allocation can be used to fund critical capital projects that directly and jointly enable work, education, and health monitoring in response to the public health emergency.

The Capital Projects Fund aims to:

- Directly support recovery from the COVID-19 public health emergency by strengthening and improving the infrastructure necessary for participation in work, education, and health monitoring that will last beyond the pandemic.
- Enable investments in capital assets designed to address inequities in access to critical services.
- Contribute to the goal of providing every American with the modern infrastructure necessary to access critical services, including a high-quality and affordable broadband internet connection.

Background on U.S. Treasury's Capital Projects Fund

- Per U.S. Treasury's eligibility criteria, a qualifying CPF project:
 - Invests in capital assets designed to directly and jointly enable work, education, and health monitoring.
 - Is designed to address a critical need that resulted from or was made apparent or exacerbated by the COVID-19 public health emergency
 - Is designed to address a critical need of the community to be served by the capital asset
- A key priority of this program is to make funding available for reliable, affordable broadband infrastructure and other digital connectivity technology projects.
- Recipients may also use funds for multi-purpose community facilities, which provide programming, and at least three private remote-access spaces, that directly and jointly enable work, education, and healthcare monitoring.
- The program encourages recipients to focus on economically distressed areas, support community empowerment, and adopt strong labor practices.

Background on Capital Projects Fund Grant Programs

- U.S. Treasury allocated \$112.3 million to Rhode Island through the CPF grant program in February 2022
- The State submitted two program plans that were subsequently approved by Treasury:
 - Broadband Infrastructure Program: \$25M, approved on 3/28/2023; reduced to \$24M on 10/22/2024
 - Community Learning Center Municipal Grant Program: \$81.7M approved on 7/18/2023
 - Grant Administration: \$5.6M approved on 2/4/2022; increased by \$1M on 10/22/2024
- CPF projects must reach substantial completion by 12/31/2026
 - Substantial completion is achieved on the date at which the capital asset can fulfill the primary operations that it was designed to perform, delivering services to end-users
 - PRO requires all Community Learning Center projects to reach substantial completion by 10/31/2026
- CPF does not have a deadline at which CPF funds must be obligated to a project, but all CPF funds must be expended by 12/31/2026

Broadband Infrastructure Projects Program Update

As of March 31, 2025

RI's CPF Broadband Infrastructure Projects Program

- The Broadband Infrastructure Projects Program is administered by Rhode Island Commerce Corporation
 - It is separate from the Infrastructure Investment and Jobs Act's Broadband Equity, Access, and Deployment (BEAD) program which is also administered by Rhode Island Commerce Corporation
 - To date, three RFPs have been completed for the following areas:
 - Jamestown, Newport, and Westerly

\$12.9M was approved for award in September 2024; Subawards executed in March 2025.
 - Seven project areas with locations in Coventry, Cranston, Cumberland, East Providence, Exeter, Foster, Glocester, Johnston, Lincoln, Narragansett, North Kingstown, North Providence, North Smithfield, Pawtucket, Providence, Richmond, Scituate, Smithfield, Warwick, West Greenwich, Woonsocket

\$6.3M was approved for award in January 2025; Subawards executed in March 2025.
 - Portsmouth and Tiverton

\$4.7M was approved for award in February 2025; Subawards executed in March 2025.
 - **26 municipalities and over 16,000 locations** will be enhanced through this program.

Projects and Broadband Serviceable Locations (BSLs)*

A broadband serviceable location (BSL) is a business or residential location in the United States at which mass-market fixed broadband Internet access service is, or can be, installed.

- **RFP Round 1 – Awarded 9/2024 – Contract Executed 3/2025 – Total BSLs: 6,676**
 - Jamestown – 1,626
 - Newport – 4,621
 - Westerly – 429
- **RFP Round 2 – Awarded 1/2025 – Contract Executed 3/2025 – Total BSLs: 3,300**
 - Project Area (PA) – 1: Cumberland, Johnston, Lincoln, North Providence, Pawtucket, Providence, Smithfield – 758
 - PA – 2: Cumberland, Lincoln, North Smithfield, Woonsocket – 523
 - PA – 3: East Providence – 130
 - PA – 4: Cranston, Johnston, Providence, Warwick – 295
 - PA – 5: Coventry, Foster, Glocester, Scituate – 613
 - PA – 6: Coventry, Cranston, Scituate, Warwick – 560
 - PA – 7: Exeter, Narragansett, North Kingstown, Richmond, West Greenwich – 421
- **RFP Round 3 – Awarded 2/2025 – Contract Executed 3/2025 – Total BSLs: 6,481**
 - PA – A: Portsmouth – 2,198
 - PA – F: Tiverton – 4,283

**Total Number of BSLs in each project area subject to change during project implementation.*

Projects and Broadband Serviceable Locations (BSLs)*

Project Area	Total BSLs	Business Locations	Community Anchor Institute Locations	Residential Locations†	Housing Units at Residential Locations
Jamestown	1,626	56	0	1,570	1,981
Newport	4,621	454	85	3,933	4,120
Westerly	429	64	1	364	1,018
PA-1	758	134	0	624	1,702
PA-2	523	61	0	462	1,280
PA-3	130	39	0	91	588
PA-4	295	167	3	125	884
PA-5	613	30	0	583	640
PA-6	560	47	1	512	1,159
PA-7	421	106	1	314	705
PA-A	2,198	115	2	2,081	2,839
PA-F	4,283	299	0	3,984	5,789
Total	16,457	1,572	93	14,643	22,705

*Total Number of BSLs in each project area subject to change during project implementation.

† A residential location is defined by the FCC as a location that is or contains “housing units” or “group quarters” based on the U.S. Census Bureau

Project Area: Newport

CPF award: **\$9,308,052**

Internet Service Provider (ISP) match: **\$3,989,165**

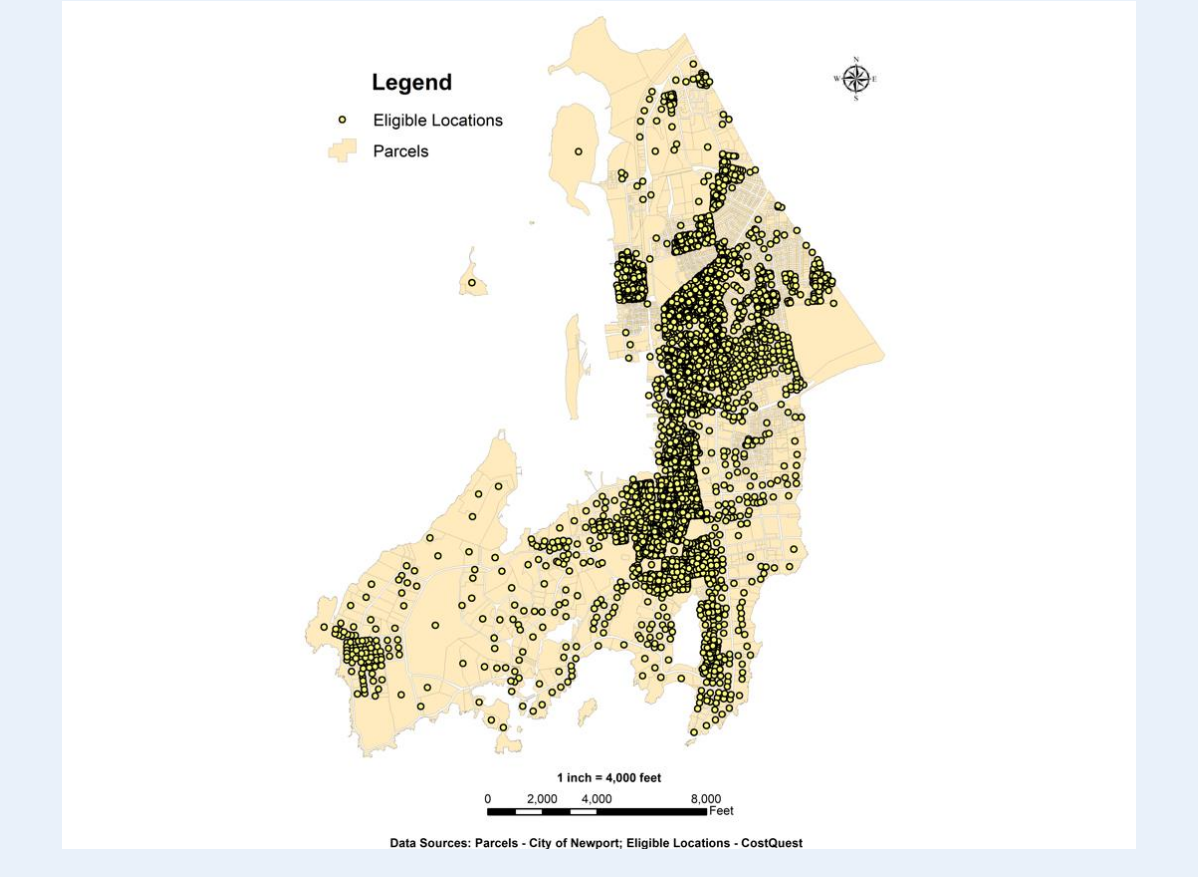
Total Project Cost: **\$13,297,217**

Project is fully funded through the Capital Projects Fund & ISP Match

	Planned	Total to Date
Miles of Fiber	83	0
Eligible BSLs Served	4,621	0

Start Date: **9/15/2025**

Completion Date: **11/14/2026**



ISP: **GoNetspeed**

Communities Served: **Newport**

Project Area: Jamestown

CPF award: **\$2,071,245**

Internet Service Provider (ISP) match: **\$2,278,669**

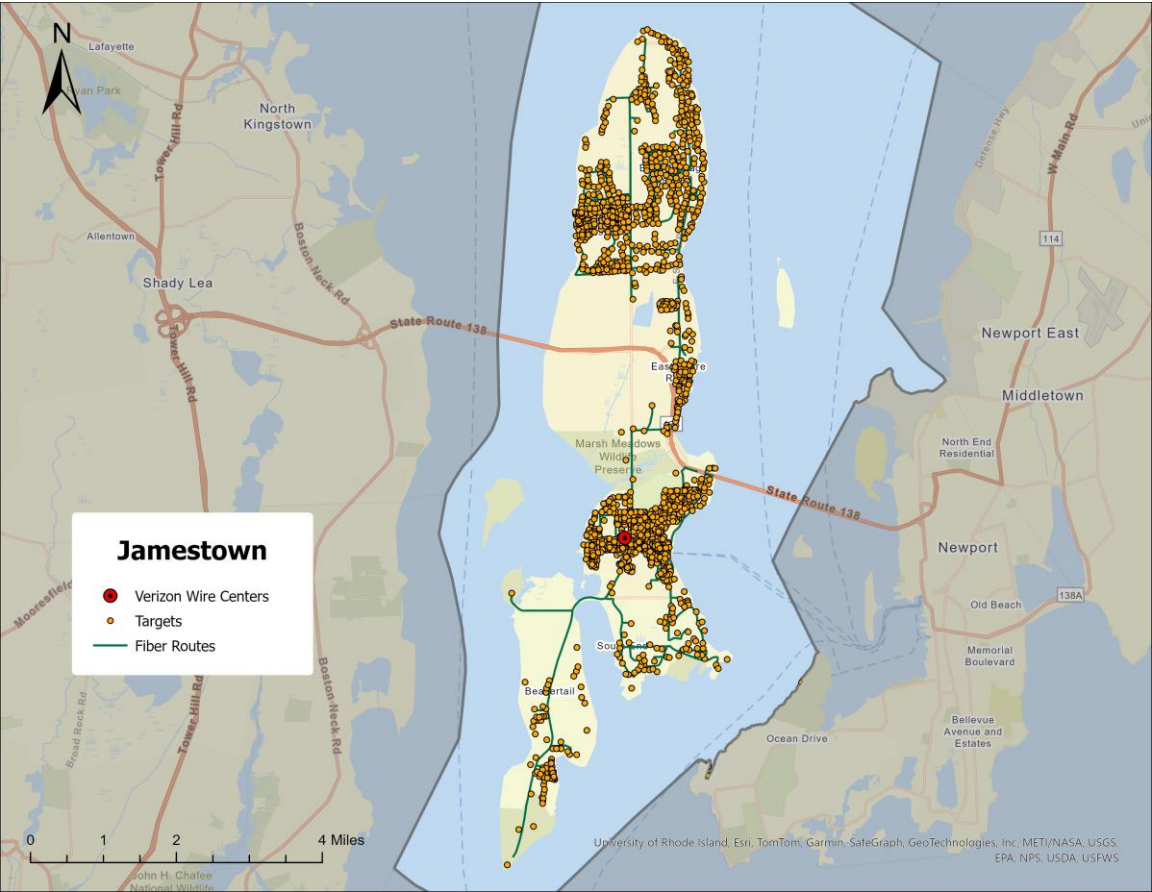
Total Project Cost: **\$4,349,914**

Project is fully funded through the Capital Projects Fund & ISP Match

	Planned	Total to Date
Miles of Fiber	44	0
Eligible BSLs Served	1,626	0

Start Date: **9/15/2025**

Completion Date: **12/31/2026**



ISP: **Verizon New England, Inc.**

Communities Served: **Jamestown**

Project Area: Westerly

CPF award: **\$1,564,635**

Internet Service Provider (ISP) match: **\$907,055**

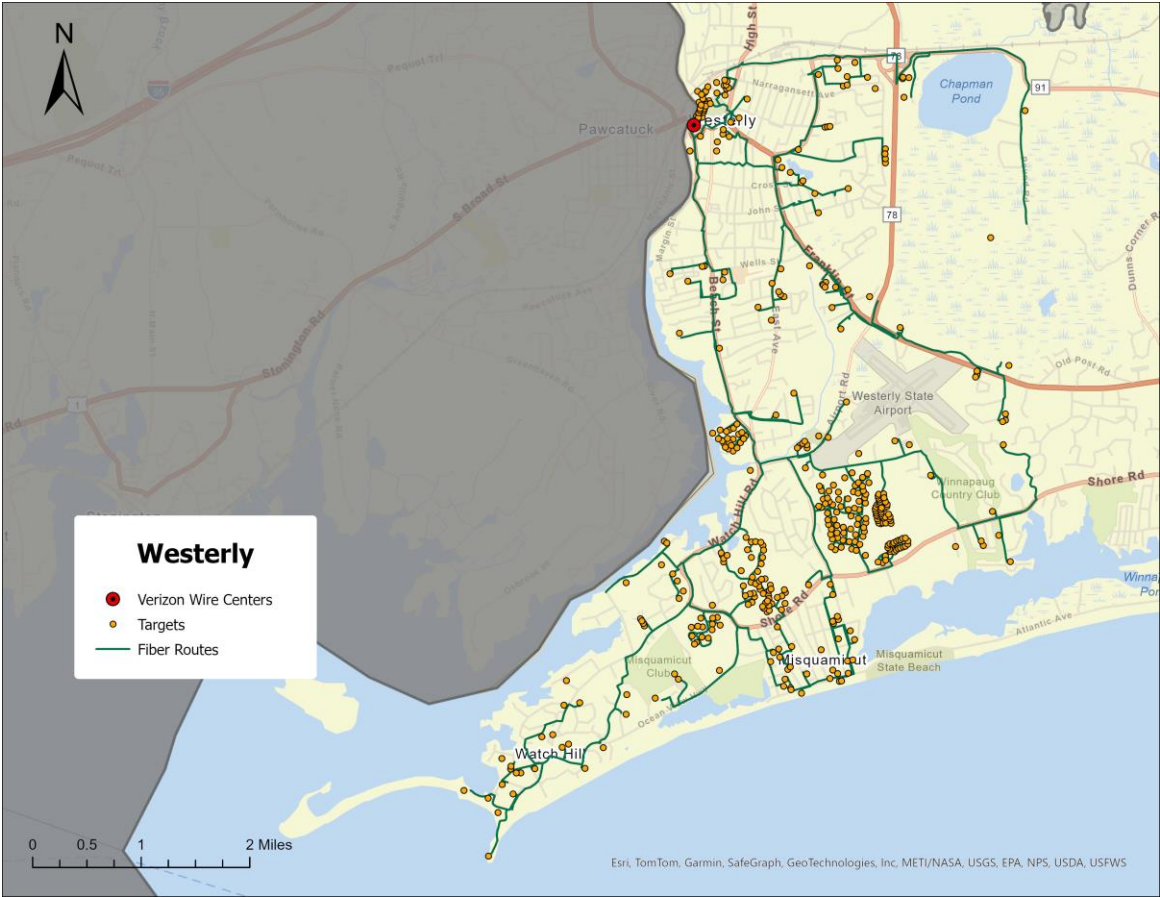
Total Project Cost: **\$2,471,690**

Project is fully funded through the Capital Projects Fund & ISP Match

	Planned	Total to Date
Miles of Fiber	10	0
Eligible BSLs Served	429	0

Start Date: **9/15/2025**

Completion Date: **12/31/2026**



ISP: **Verizon New England, Inc.**

Communities Served: **Westerly**

Project Area: PA1

CPF award: **\$1,560,759**

Internet Service Provider (ISP) match: **\$2,544,116**

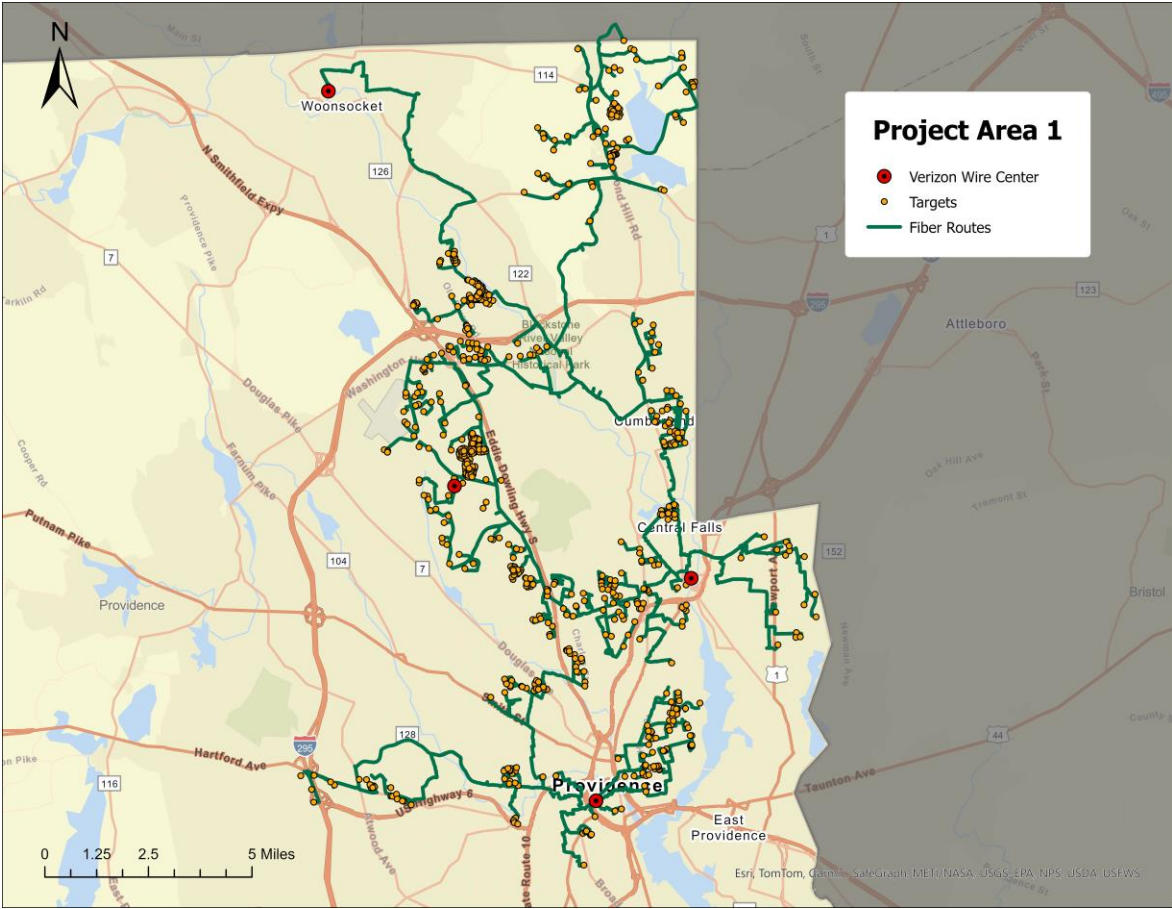
Total Project Cost: **\$4,104,875**

Project is fully funded through the Capital Projects Fund & ISP Match

	Planned	Total to Date
Miles of Fiber	45	0
Eligible BSLs Served	758	0

Start Date: **9/15/2025**

Completion Date: **12/31/2026**



ISP: **Verizon New England, Inc.**

Communities Served: **Cumberland, Johnston, Lincoln, North Providence, Pawtucket, Providence, Smithfield**

Project Area: PA2

CPF award: **\$1,150,928**

Internet Service Provider (ISP) match: **\$1,902,196**

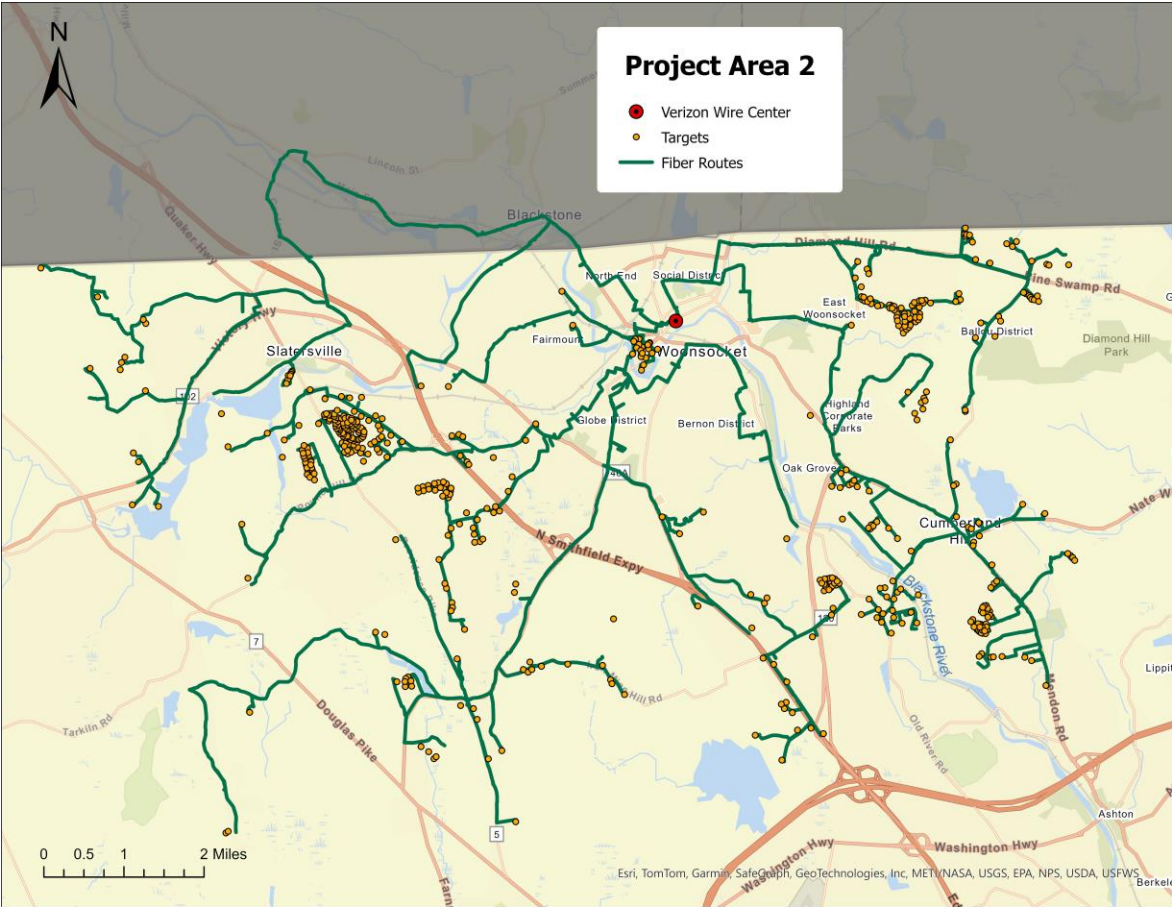
Total Project Cost: **\$3,053,124**

Project is fully funded through the Capital Projects Fund & ISP Match

	Planned	Total to Date
Miles of Fiber	26	0
Eligible BSLs Served	523	0

Start Date: **9/15/2025**

Completion Date: **12/31/2026**



ISP: **Verizon New England, Inc.**

Communities Served: **Cumberland, Lincoln, North Smithfield, Woonsocket**

Project Area: PA3

CPF award: \$474,282

Internet Service Provider (ISP) match: \$710,310

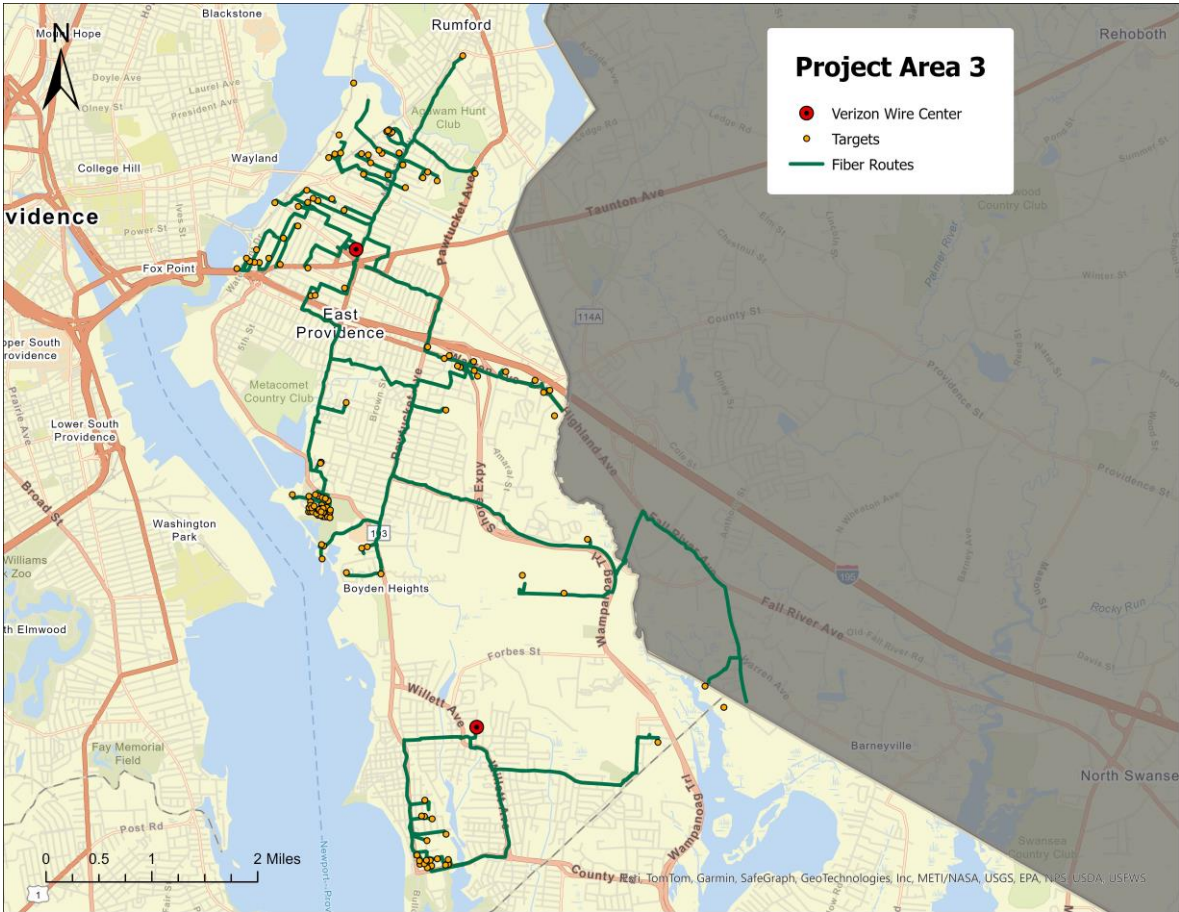
Total Project Cost: \$1,184,592

Project is fully funded through the Capital Projects Fund & ISP Match

	Planned	Total to Date
Miles of Fiber	6.5	0
Eligible BSLs Served	130	0

Start Date: 9/15/2025

Completion Date: 12/31/2026



ISP: Verizon New England, Inc.

Communities Served: East Providence

Project Area: PA4

CPF award: **\$935,498**

Internet Service Provider (ISP) match: **\$1,560,135**

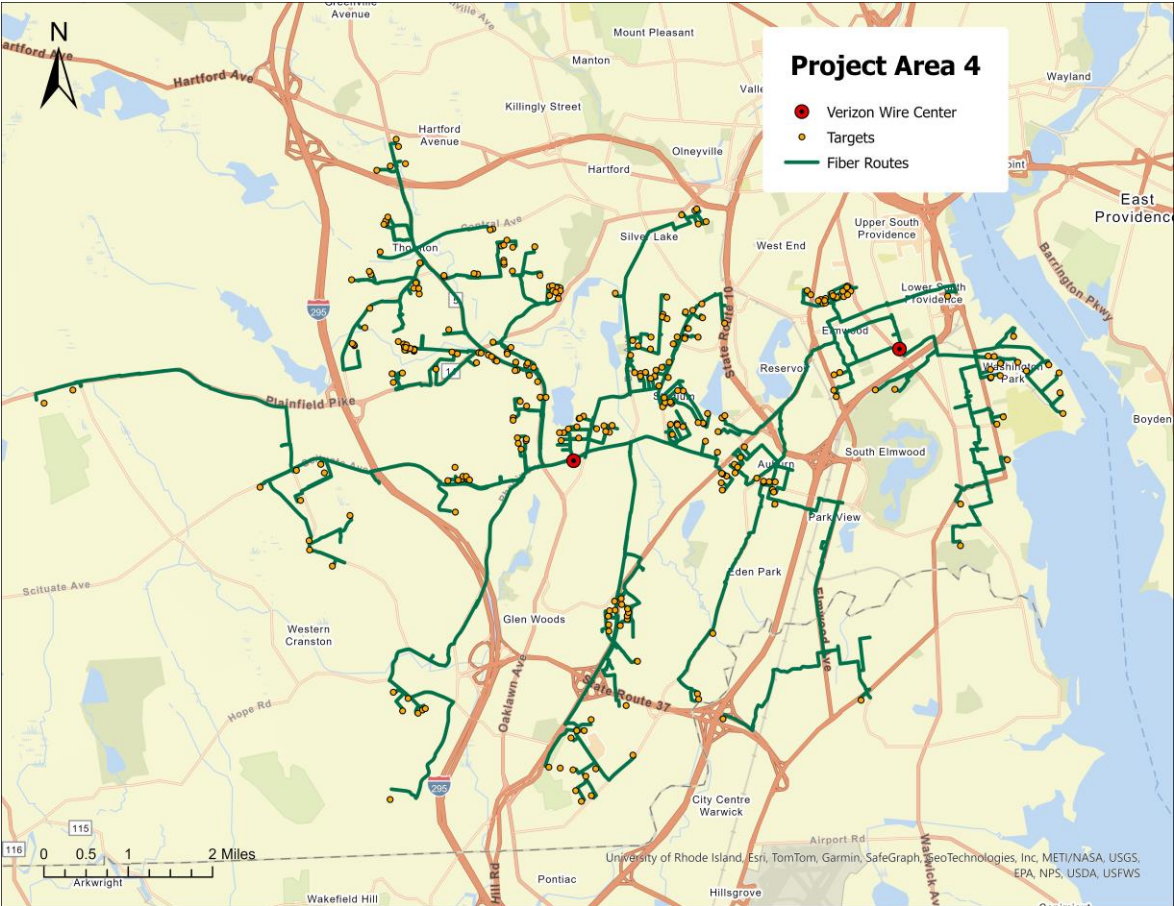
Total Project Cost: **\$2,495,633**

Project is fully funded through the Capital Projects Fund & ISP Match

	Planned	Total to Date
Miles of Fiber	27	0
Eligible BSLs Served	295	0

Start Date: **9/15/2025**

Completion Date: **12/31/2026**



ISP: **Verizon New England, Inc.**

Communities Served: **Cranston, Johnston, Providence, Warwick**

Project Area: PA5

CPF award: **\$635,659**

Internet Service Provider (ISP) match: **\$1,142,646**

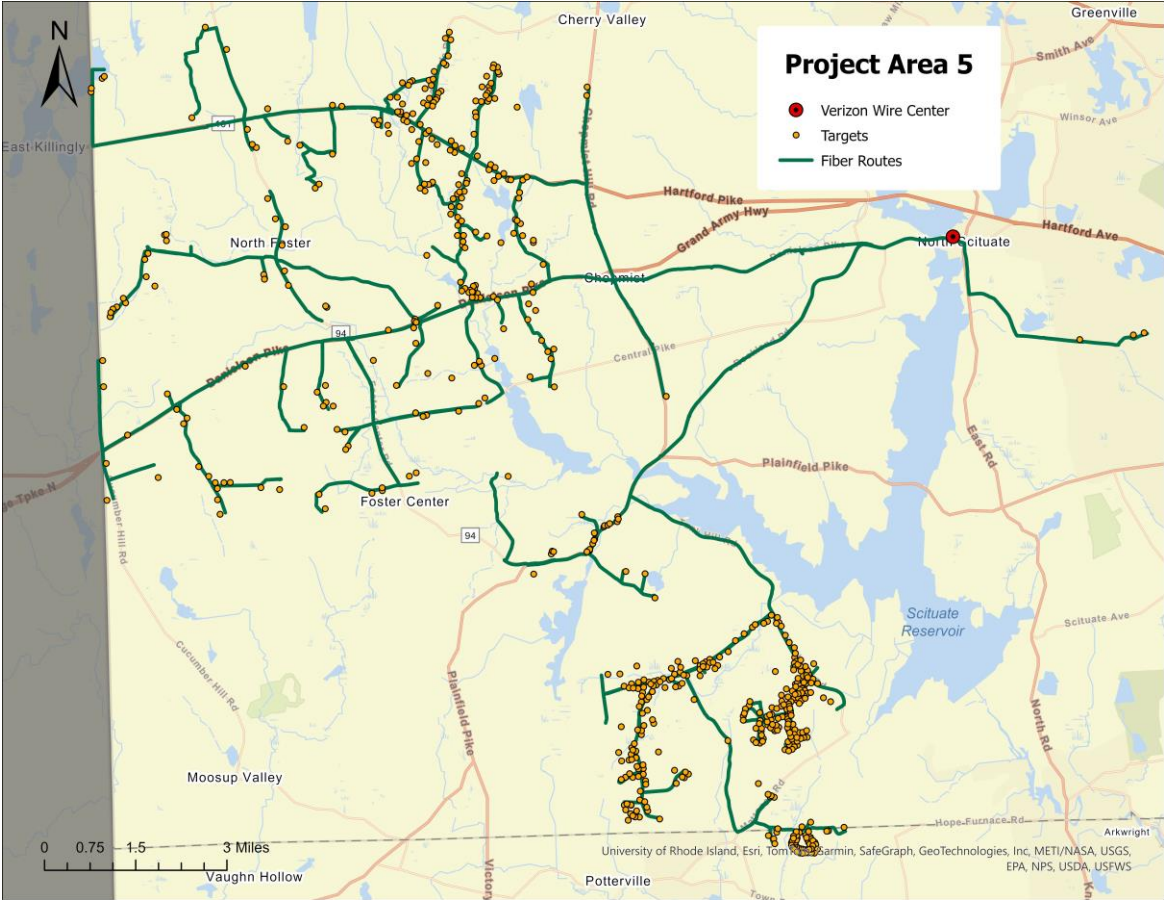
Total Project Cost: **\$1,778,305**

Project is fully funded through the Capital Projects Fund & ISP Match

	Planned	Total to Date
Miles of Fiber	32	0
Eligible BSLs Served	613	0

Start Date: **9/15/2025**

Completion Date: **12/31/2026**



ISP: **Verizon New England, Inc.**

Communities Served: **Coventry, Foster, Glocester, Scituate**

Project Area: PA6

CPF award: **\$727,579**

Internet Service Provider (ISP) match: **\$1,181,395**

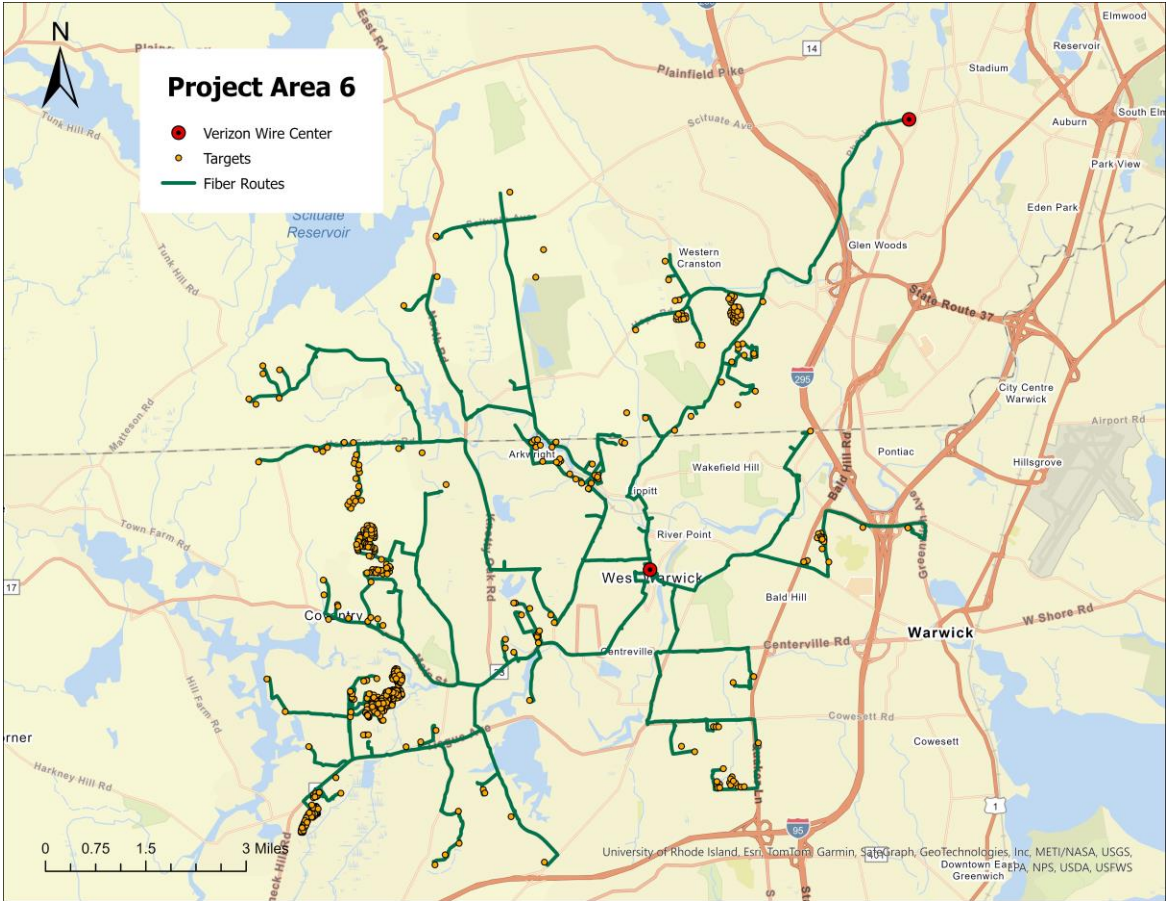
Total Project Cost: **\$1,908,974**

Project is fully funded through the Capital Projects Fund & ISP Match

	Planned	Total to Date
Miles of Fiber	18	0
Eligible BSLs Served	560	0

Start Date: **9/15/2025**

Completion Date: **12/31/2026**



ISP: **Verizon New England, Inc.**

Communities Served: **Coventry, Cranston, Scituate, Warwick**

Project Area: PA7

CPF award: **\$821,947**

Internet Service Provider (ISP) match: **\$1,425,428**

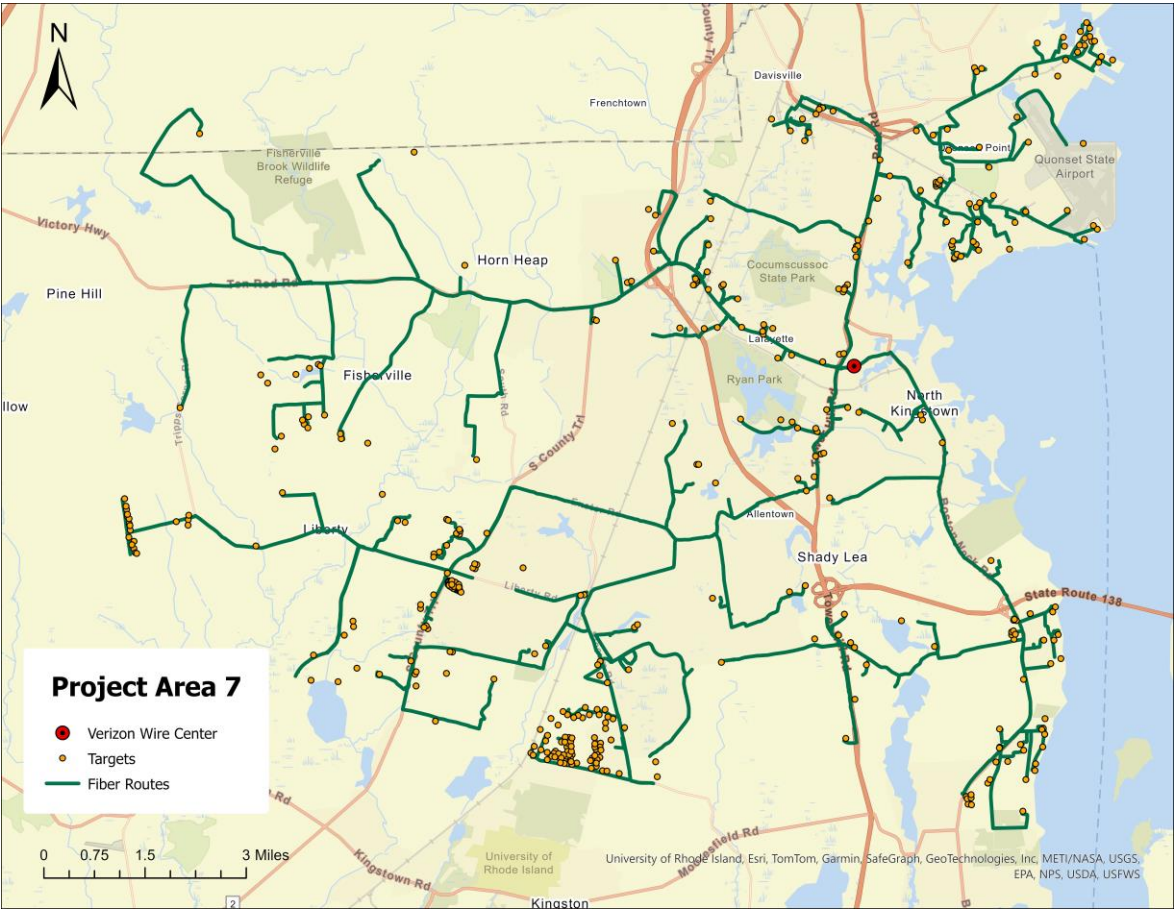
Total Project Cost: **\$2,247,375**

Project is fully funded through the Capital Projects Fund & ISP Match

	Planned	Total to Date
Miles of Fiber	32	0
Eligible BSLs Served	421	0

Start Date: **9/15/2025**

Completion Date: **12/31/2026**



ISP: **Verizon New England, Inc.**

Communities Served: **Exeter, Narragansett, North Kingstown, Richmond, West Greenwich**

Project Area: PAA

CPF award: **\$1,651,334**

Internet Service Provider (ISP) match: **\$3,066,762**

Total Project Cost: **\$4,718,096**

Project is fully funded through the Capital Projects Fund & ISP Match

	Planned	Total to Date
Miles of Fiber	55	0
Eligible BSLs Served	2,198	0

Start Date: **9/15/2025**

Completion Date: **12/31/2026**



ISP: **Verizon New England, Inc.**

Communities Served: **Portsmouth**

Project Area: PAF

CPF award: **\$3,054,582**

Internet Service Provider (ISP) match: **\$6,963,087**

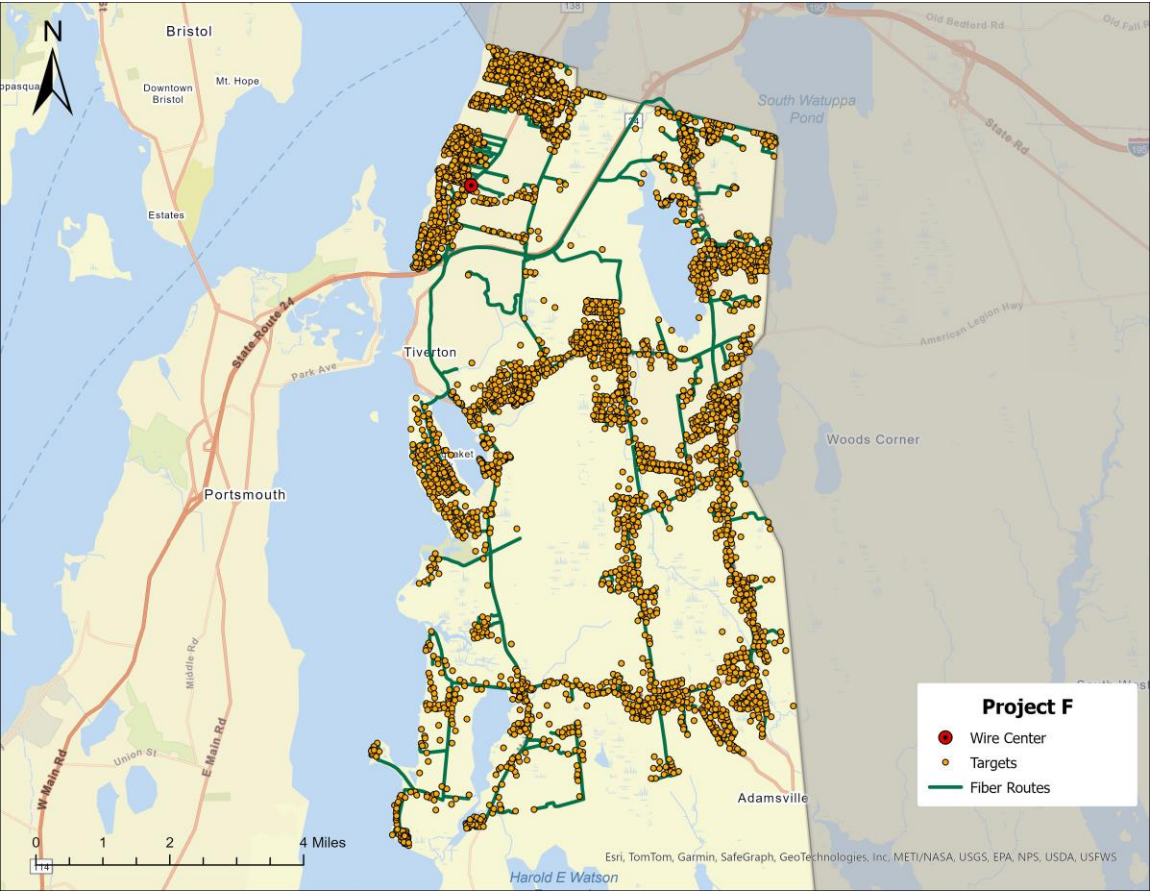
Total Project Cost: **\$10,017,669**

Project is fully funded through the Capital Projects Fund & ISP Match

	Planned	Total to Date
Miles of Fiber	120	0
Eligible BSLs Served	4,283	0

Start Date: **9/15/2025**

Completion Date: **12/31/2026**



ISP: **Verizon New England, Inc.**

Communities Served: **Tiverton**



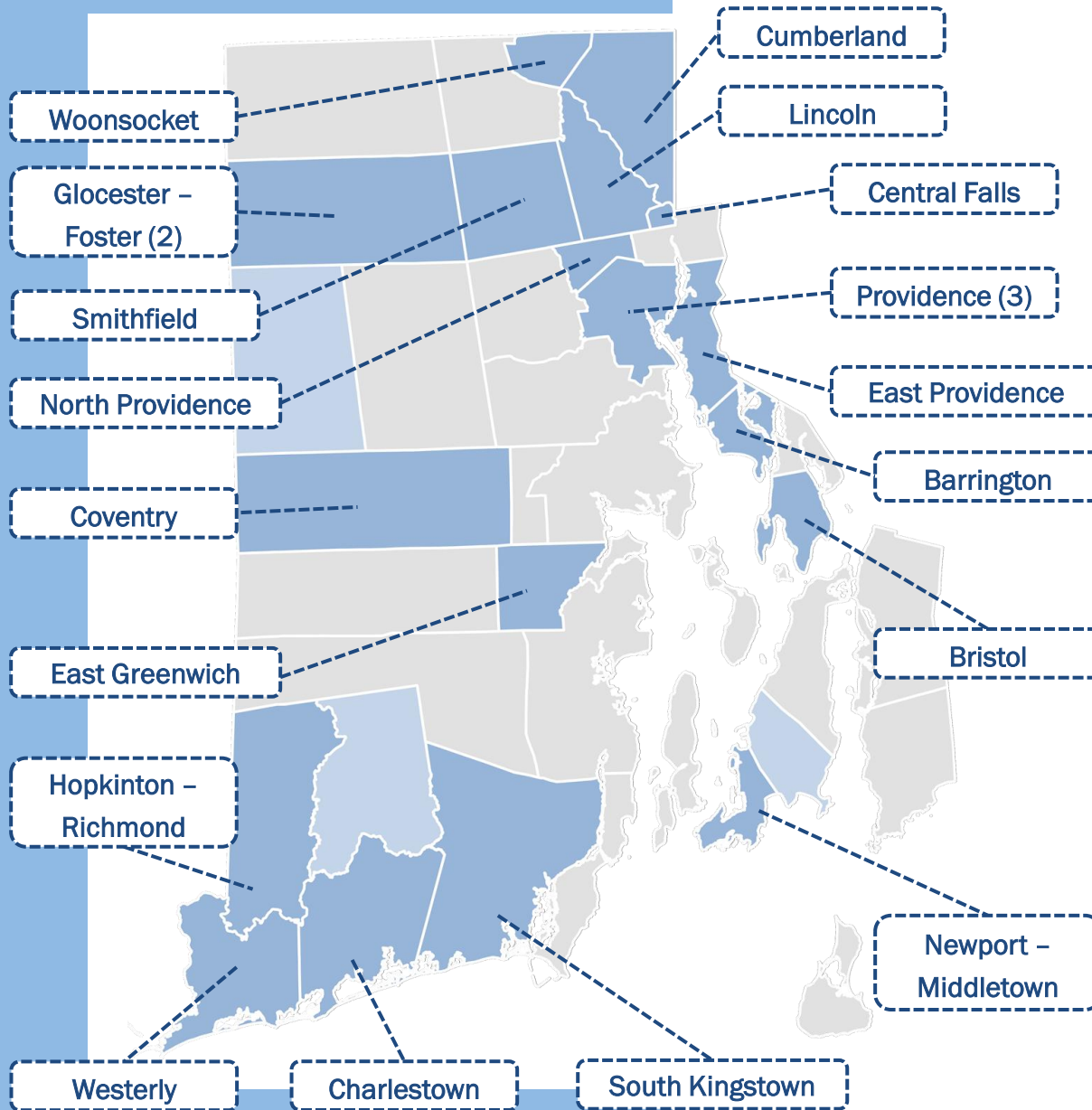
Community Learning Center (CLC) Municipal Grant Program Update

As of March 31, 2025

RI's CPF Community Learning Center Program

- State of Rhode Island structured its CPF Community Learning Center (CLC) program as a municipal grant administered by DOA through PRO
 - Multiple stages of award throughout the program's existence
 - \$81.7M allocated to all 39 municipalities on 8/3/2023 with each municipality guaranteed at least \$300K
 - Stage 1 ended on 8/15/2023 with 34 municipalities opting into the program for 49 projects
 - Stage 2 ended on 10/23/2023 with 29 municipalities submitting formal applications for 31 projects
 - Stage 3 consisted of on-site and desk due diligence reviews by PRO prior to issuance of subaward agreements
 - Subaward agreements signed with 18 municipalities for 21 projects
 - \$81.5M of CPF funds sub-awarded as of 3/31/2025:
 - 15 projects fully funded by CPF
 - 6 projects fully funded by CPF and at least one non-municipal source

Community Learning Center Locations



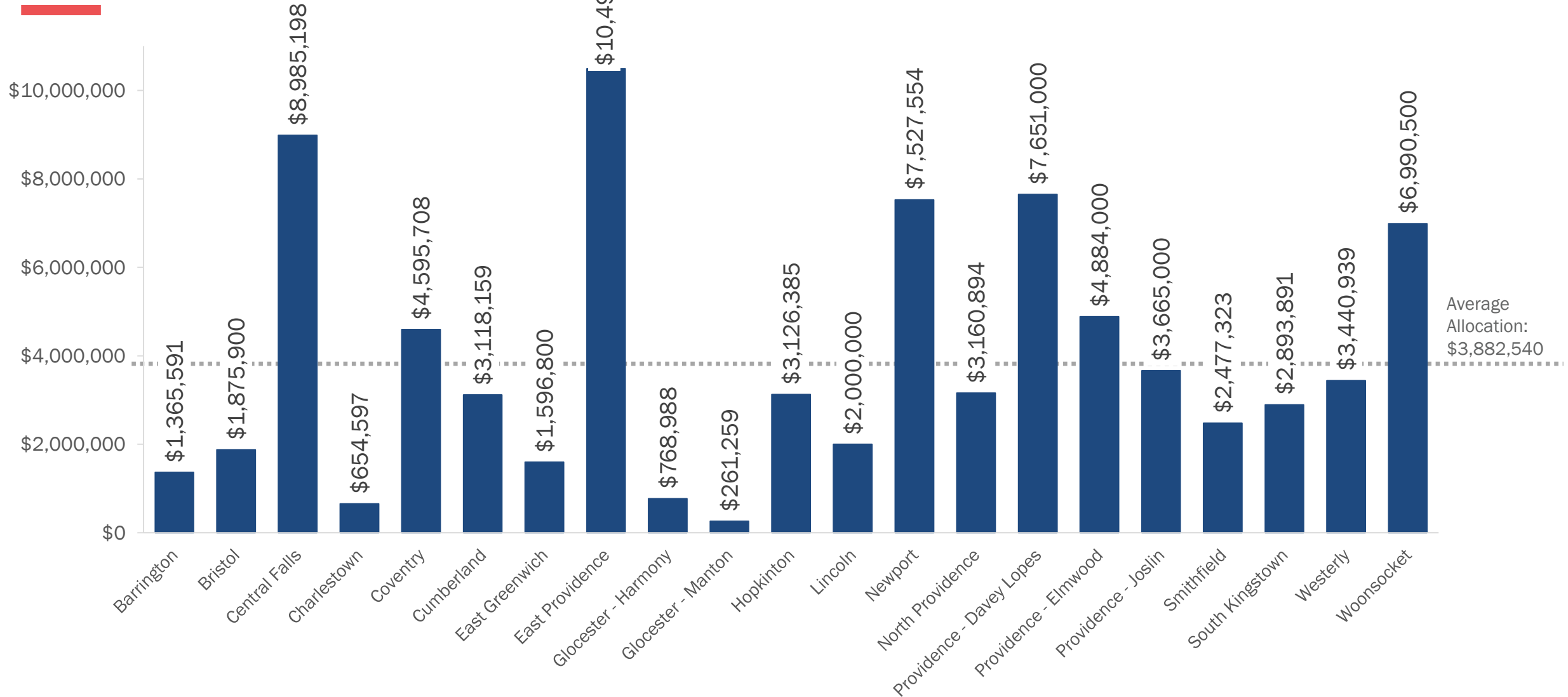
- 18 municipalities are building 21 Community Learning Centers across the State of Rhode Island
- Six neighboring municipalities are partnering to build four shared projects:
 - Glocester - Foster (2 CLC projects)
 - Hopkinton - Richmond (1 CLC project)
 - Newport - Middletown (1 CLC project)

Municipal Allocation of Capital Project Funds

Municipality	Grant Award Amount	% of Total Grant Funds
Barrington	\$1,365,591	1.7%
Bristol	\$1,875,900	2.3%
Central Falls	\$8,985,198	11.0%
Charlestown	\$654,597	0.8%
Coventry	\$4,595,708	5.6%
Cumberland	\$3,118,159	3.8%
East Greenwich	\$1,596,800	2.0%
East Providence	\$10,493,659	12.9%
Glocester – Foster ^	\$1,030,247	1.3%
Hopkinton – Richmond	\$3,126,385	3.8%
Lincoln	\$2,000,000	2.5%
Newport – Middletown	\$7,527,554	9.2%
North Providence	\$3,160,894	3.9%
Providence ^	\$16,200,000	19.9%
Smithfield	\$2,477,323	3.0%
South Kingstown	\$2,893,891	3.5%
Westerly	\$3,440,939	4.2%
Woonsocket	\$6,990,500	8.6%
TOTAL	\$81,533,345	100%

^ Municipalities with more than one Community Learning Center project.

Award by Project



Project Scope and Timelines

Municipality	Project	Square Footage	Construction Start	Construction End	Start of Operations
Barrington	Bay Spring Community Learning Center	2,367	05/01/2025	8/1/2026	10/1/2026
Bristol	Rogers Free Library Facility Improvements	25,000	07/07/2025	03/11/2026	03/11/2026
Central Falls	El Centro	19,500	07/21/2025	06/18/2026	09/30/2026
Charlestown	Cross Mills Public Library	2,450	09/15/2025	03/31/2026	04/30/2026
Coventry	Coventry Community Learning Center	38,500	08/17/2024	09/30/2025	01/01/2026
Cumberland	Amaral Building And Heritage Park	9,302	09/01/2024	10/31/2026	11/30/2026
East Greenwich	Swift Community Center †	2,051	04/15/2025	03/30/2026	03/23/2026
East Providence	East Providence Community Center †	7,460	06/02/2025	10/01/2026	10/31/2026
Glocester	Harmony Library †	1,080	08/10/2025	07/31/2026	09/08/2026
Glocester	Manton Library	1,320	02/10/2025	07/10/2025	12/31/2025
Hopkinton	Hopkinton/Richmond Community Center	2,750	01/01/2025	10/31/2025	12/31/2025

† Indicates project is new construction. All other projects are renovations of existing capital assets.

Project Scope and Timelines

Municipality	Project	Square Footage	Construction Start	Construction End	Start of Operations
Lincoln	Lincoln Learning Center †	2,600	02/02/2025	05/01/2026	08/31/2026
Newport	Florence Gray Center	15,700	08/01/2024	08/31/2026	11/15/2026
North Providence	North Providence Community Center	8,893	05/05/2025	09/30/2025	11/01/2025
Providence	Davey Lopes Recreation Center	9,000	07/09/2025	06/23/2026	11/10/2026
Providence	Elmwood Community Center	14,000	10/02/2023	09/24/2025	11/20/2025
Providence	Joslin Recreation Center	12,830	06/16/2025	04/16/2026	05/14/2026
Smithfield	East Smithfield Neighborhood Center	6,435	05/01/2022	02/16/2026	06/20/2026
South Kingstown	Peace Dale Library	4,236	07/31/2025	06/26/2026	07/10/2026
Westerly	Tower Street Community Center †	8,000	09/18/2025	10/15/2026	11/15/2026
Woonsocket	Community Learning Center At Cass Park †	14,000	05/21/2024	10/31/2026	12/31/2026

† Indicates project is new construction. All other projects are renovations of existing capital assets.

Budget & Expenditures

As of 3/31/25

Municipality	Project	Total Project Cost	CPF Award	Reported Expenses	CPF Funds Transferred	CPF Funds Remaining
Barrington	Bay Spring Community Learning Center	\$1,365,591	\$1,365,591	\$93,104	\$90,840	\$1,274,751
Bristol	Rogers Free Library Facility Improvements	\$1,973,900	\$1,875,900	\$160,658	\$162,474	\$1,713,426
Central Falls	El Centro	\$13,064,698	\$8,985,198	\$538,526	\$425,217	\$8,559,981
Charlestown	Cross Mills Public Library	\$654,597	\$654,597	\$30,550	\$35,000	\$619,597
Coventry	Coventry Community Learning Center	\$4,595,708	\$4,595,708	\$857,349	\$891,164	\$3,704,544
Cumberland	Amaral Building And Heritage Park	\$4,118,159	\$3,118,159	\$825,236	\$685,877	\$2,432,282
East Greenwich	Swift Community Center †	\$1,596,800	\$1,596,800	\$113,235	\$113,235	\$1,483,565
East Providence	East Providence Community Center †	\$10,493,659	\$10,493,659	\$907,498	\$1,207,421	\$9,286,238
Glocester	Harmony Library †	\$768,988	\$768,988	\$3,499	\$0	\$768,988
Glocester	Manton Library	\$261,259	\$261,259	\$0	\$0	\$261,259
Hopkinton	Hopkinton/Richmond Community Center	\$3,126,385	\$3,126,385	\$347,184	\$347,184	\$2,779,201

† Indicates project is new construction. All other projects are renovations of existing capital assets.

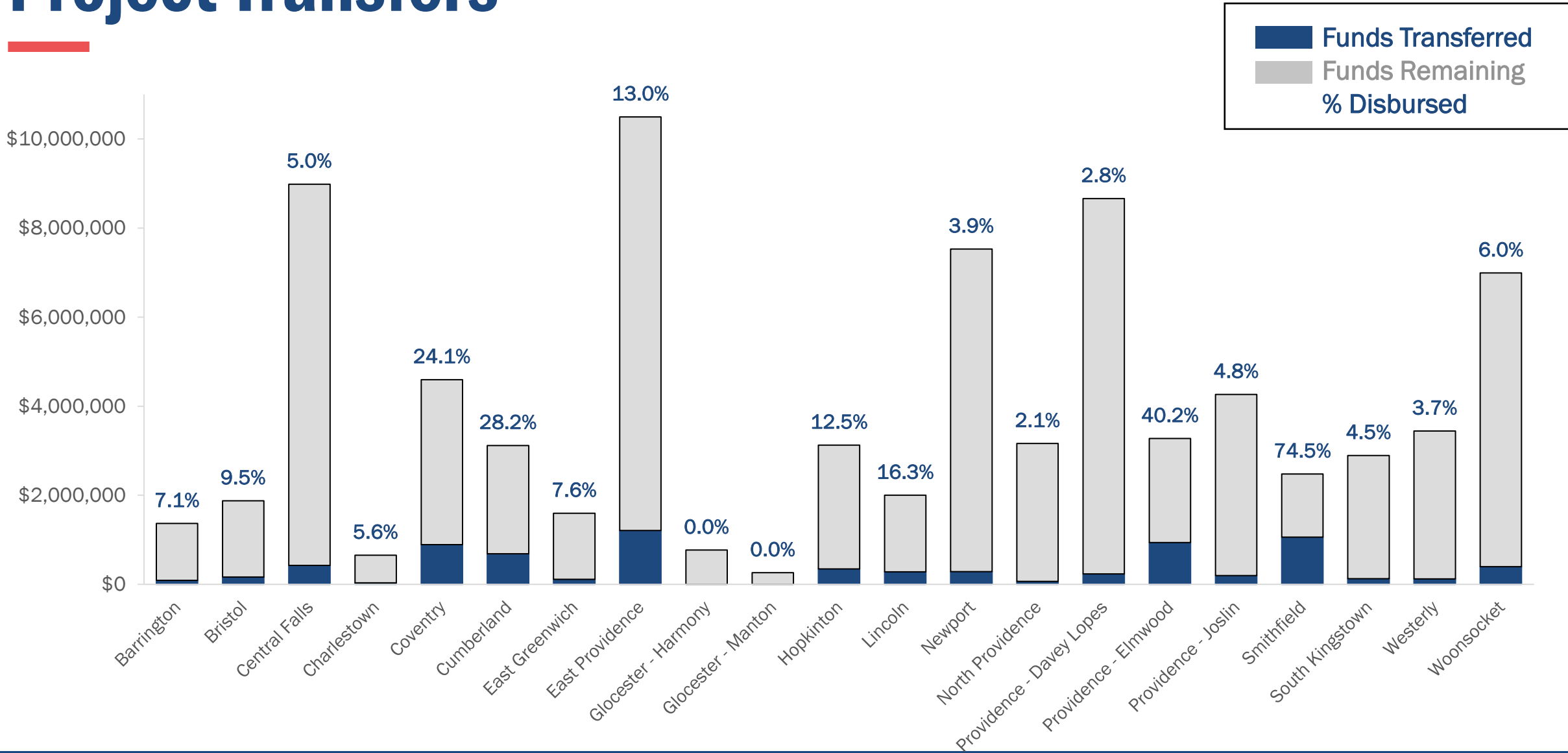
Budget & Expenditures

As of 3/31/25

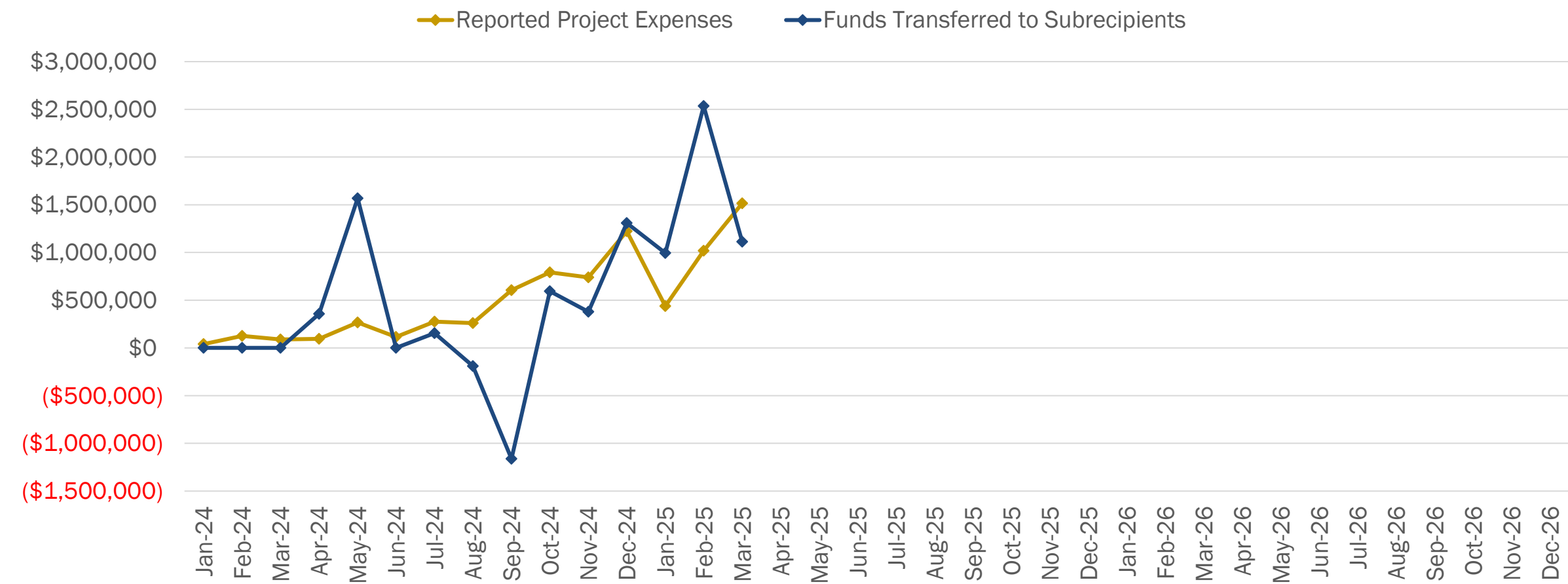
Municipality	Project	Total Project Cost	CPF Awarded	Reported Expenses	CPF Funds Transferred	CPF Funds Remaining
Lincoln	Lincoln Learning Center †	\$2,000,000	\$2,000,000	\$266,000	\$280,000	\$1,720,000
Newport	Florence Gray Center	\$7,527,554	\$7,527,554	\$286,822	\$285,997	\$7,241,557
North Providence	North Providence Community Center	\$3,160,894	\$3,160,894	\$147,014	\$65,542	\$3,095,352
Providence	Davey Lopes Recreation Center	\$8,661,128	\$8,661,128	\$232,595	\$232,595	\$8,428,533
Providence	Elmwood Community Center	\$3,273,872	\$3,273,872	\$698,460	\$938,638	\$2,335,234
Providence	Joslin Recreation Center	\$4,265,000	\$4,265,000	\$195,135	\$195,135	\$4,069,865
Smithfield	East Smithfield Neighborhood Center	\$2,745,503	\$2,477,323	\$1,212,091	\$1,057,933	\$1,419,390
South Kingstown	Peace Dale Library	\$3,593,891	\$2,893,891	\$138,419	\$124,745	\$2,769,146
Westerly	Tower Street Community Center †	\$5,000,000	\$3,440,939	\$29,430	\$121,445	\$3,319,494
Woonsocket	Community Learning Center At Cass Park †	\$6,990,500	\$6,990,500	\$514,134	\$395,717	\$6,594,783
TOTAL		\$89,238,086	\$81,533,345	\$7,596,939	\$7,656,158	\$73,877,187

† Indicates project is new construction. All other projects are renovations of existing capital assets.

Project Transfers

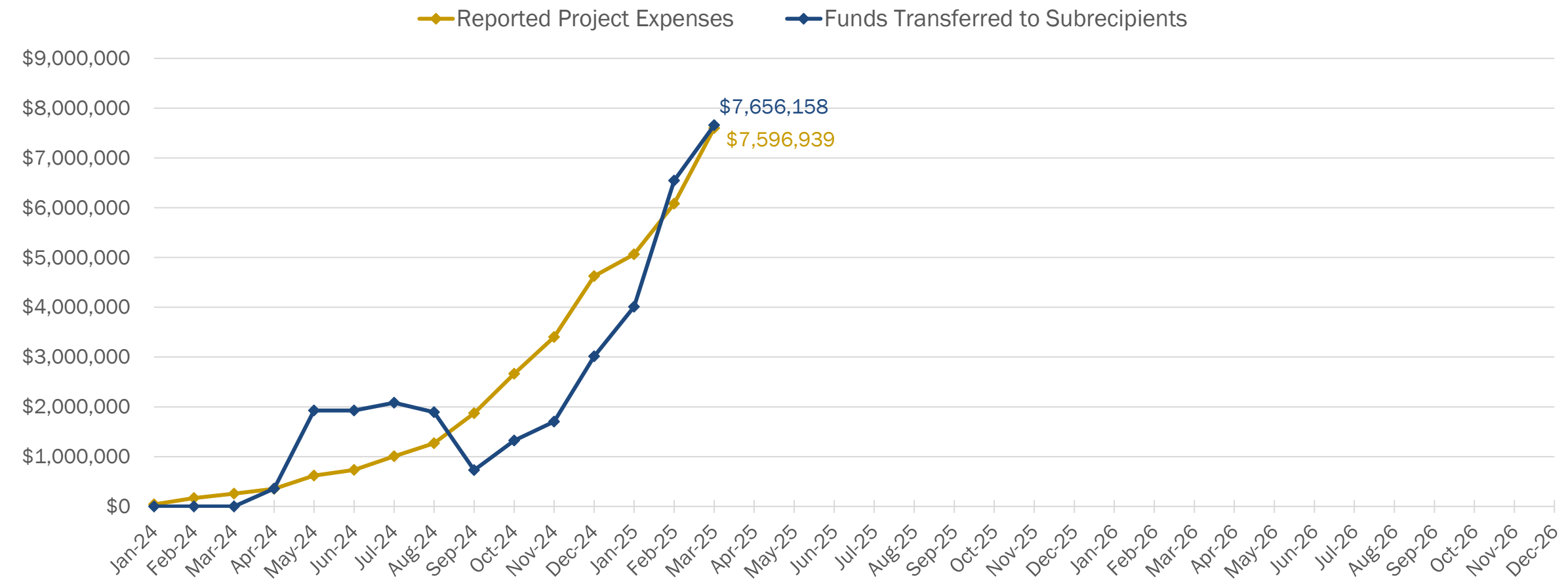


CLC Monthly Financials



*In August & September 2024, PRO reclaimed funds previously distributed to subrecipients to comply with the Cash Management Improvement Act (CMIA). Four projects were impacted. All projects have since complied with CMIA and continue to draw down funds from PRO.

CLC Cumulative Financials

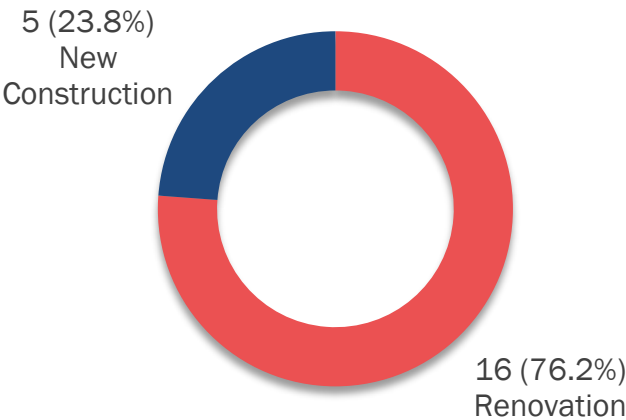


*In August & September 2024, PRO reclaimed funds previously distributed to subrecipients to comply with the Cash Management Improvement Act (CMIA). Four projects were impacted. All projects have since complied with CMIA and continue to draw down funds from PRO.

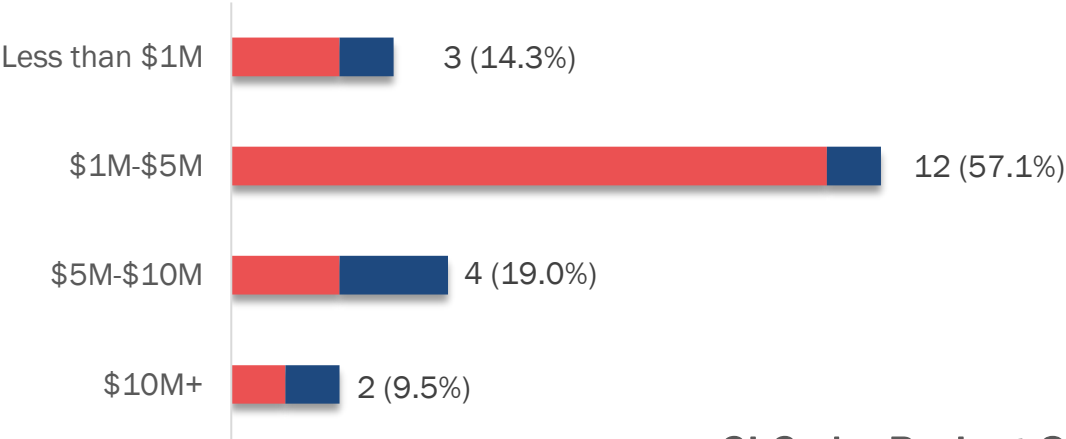
CLC Program Summary



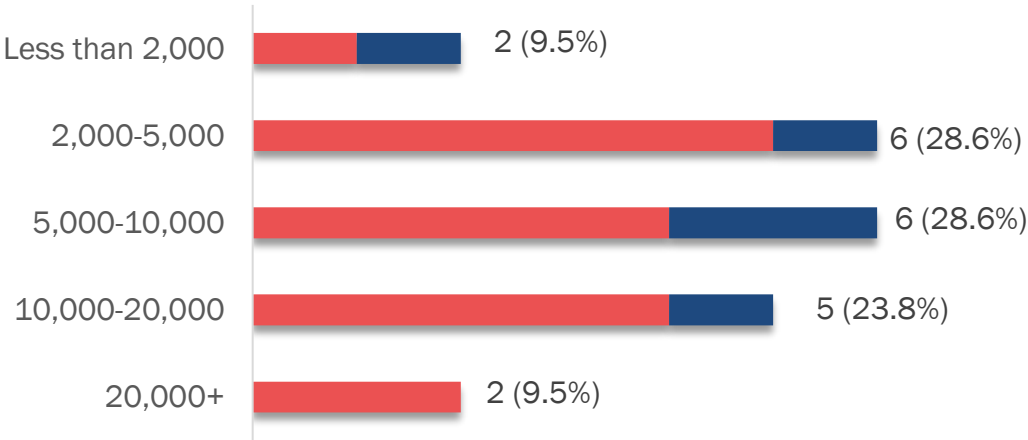
CLCs by Construction Type



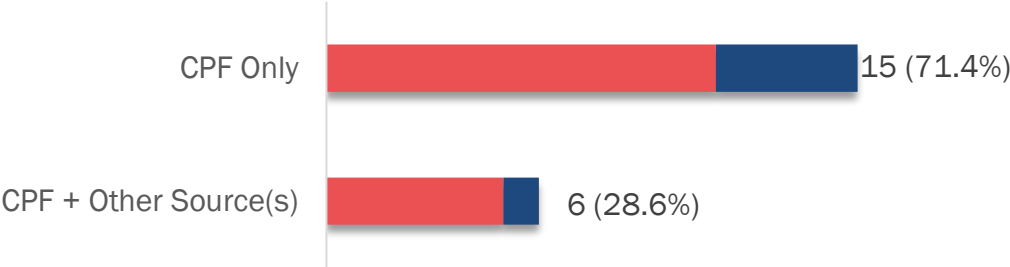
CLCs by Total Project Cost



CLCs by Project Square Footage



CLCs by Funding Mix





Community Learning Center (CLC) Project Updates

As of March 31, 2025

Bay Spring Community Center

Barrington
170 Narragansett Avenue

CPF award : **\$ 1,365,591**

Project is fully funded through the Capital Projects Fund



▲ Rendering of the Bay Springs Community Center

Project Size: **2,367 sf** Asset Type: **Community Center**

Project Type: **Renovation** Asset Ownership: **Municipal**

Project Description:

- Renovation of the first floor – garage bay conversion.
- Ramp construction to meet ADA accessibility requirements.
- Plumbing, electrical, heating and cooling upgrades; structural reinforcement, new lighting, etc.
- Spaces: meeting room, reception area, and three “office pods”.

0

Classroom

2

Computer Lab

1

Multipurpose

1

Telemedicine

3

‘Other’ Assets

▼ Interior view of the existing garage bay



▼ Rear exterior. Site of planned addition

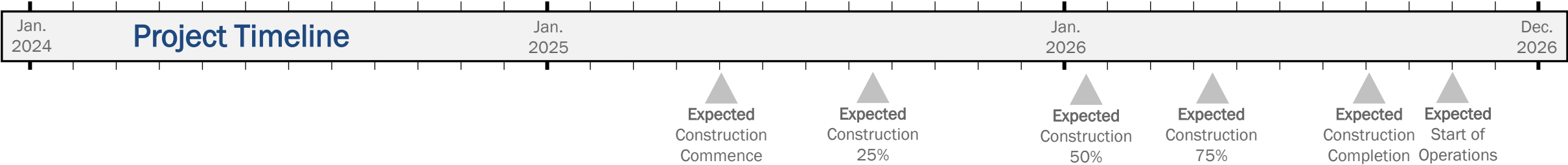


Bay Spring Community Center

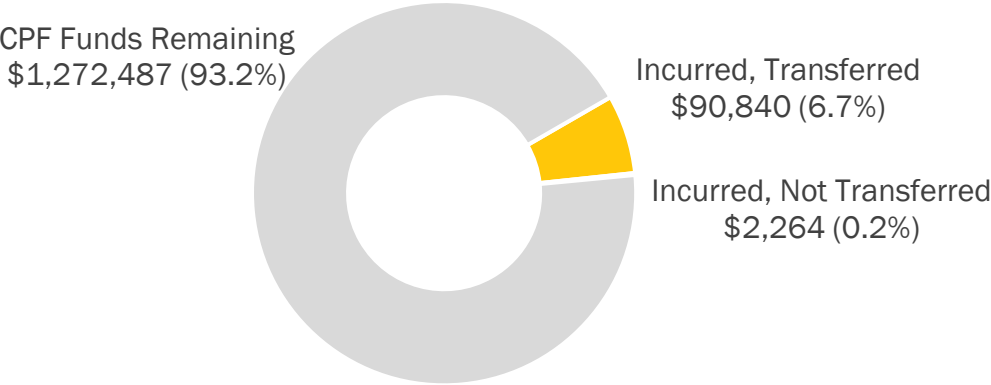
Barrington
170 Narragansett Avenue

Subaward Signed
3/1/2024

Project **MUST** reach
substantial
completion by
12/31/2026



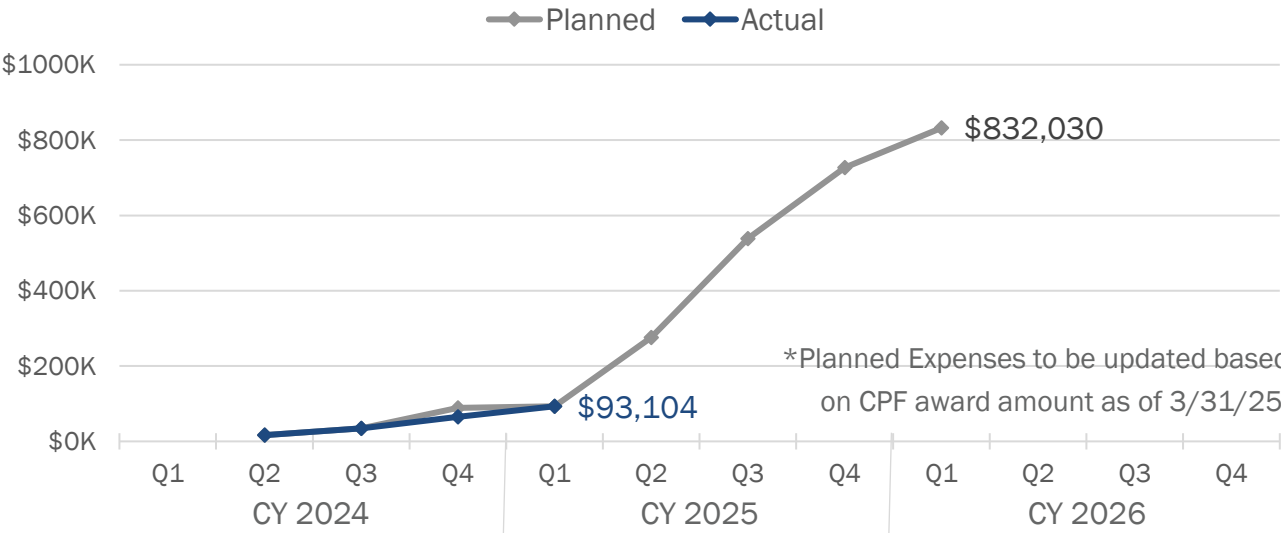
CPF Project Costs



Incurred: Project expenses that have been reported to PRO.

Transferred: CPF funds transferred to subrecipients. Transfers are initiated by subrecipients.

Project Expenses: Planned v. Actual



Rogers Free Library

Bristol
525 Hope Street

CPF award : \$ 1,875,900

Total Project Cost : \$ 1,973,900

Project is fully funded through the Capital Projects Fund and a private donation



▲ Exterior of the library from Hope Street

Project Size: 25,000 sf Asset Type: Library

Project Type: Renovation Asset Ownership: Municipal

Project Description:

- Partial interior renovation of the Rogers Free Library (1,200 sf).
- New Makerspace and five private spaces with ethernet wiring and computer access for telehealth & private work.
- Building-wide improvements: carpeting, HVAC, security systems, and general repairs.

0

Classroom

0

Computer Lab

5

Multipurpose

2

Telemedicine

0

'Other' Assets

▼ Roof view – building wide system upgrades



▼ Interior view of meeting space

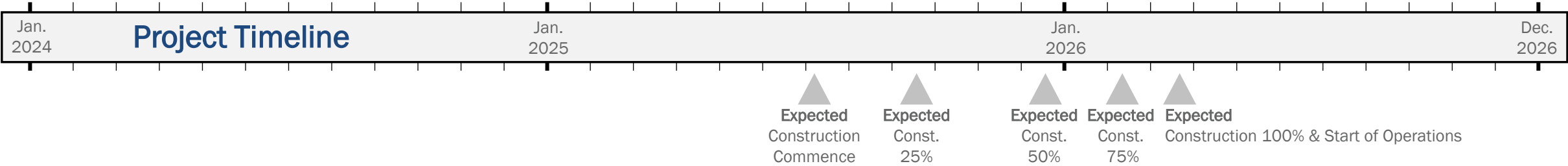


Rogers Free Library

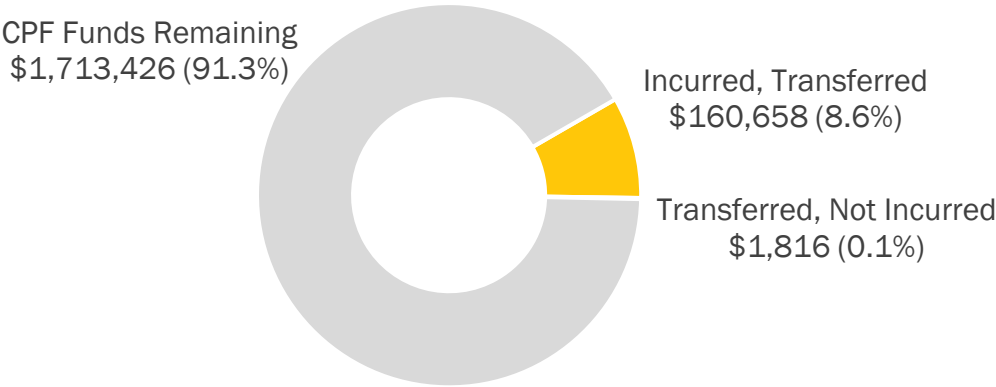
Bristol
525 Hope Street

Subaward Signed
3/1/2024

Project **MUST** reach
substantial
completion by
12/31/2026



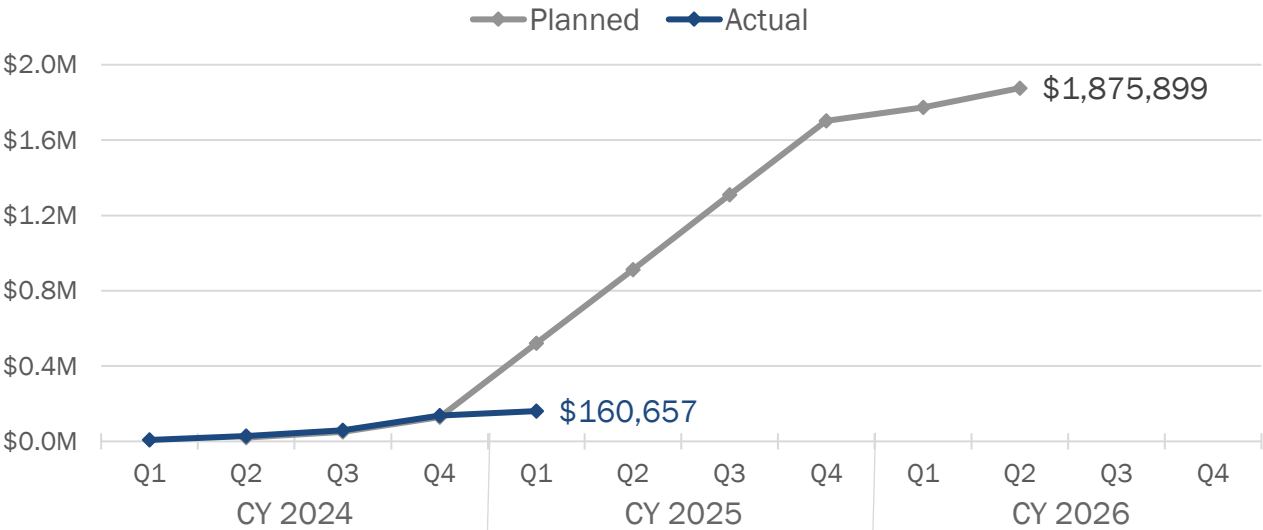
CPF Project Costs



Incurred: Project expenses that have been reported to PRO.

Transferred: CPF funds transferred to subrecipients. Transfers are initiated by subrecipients.

Project Expenses: Planned v. Actual



El Centro

Central Falls
702 Broad Street

CPF award : **\$ 8,985,198**

Total Project Cost : **\$ 13,064,698**

Project is fully funded through the Capital Projects Fund, other federal funding sources and private donations



▲ Exterior of the existing building from Broad Street

Project Size: **19,500 sf** Asset Type: **Community Center**

Project Type: **Renovation** Asset Ownership: **Municipal**

Project Description:

- Early 1900s historic building will be gutted and re-built, while keeping the shell and historical attributes.
- Major work includes new roof, façade restoration, replacement of windows, flooring, new elevator, mechanical, electrical, plumbing, and fire protection systems.

2

Classroom

8

Computer Lab

1

Multipurpose

3

Telemedicine

1

'Other' Assets

▼ Interior view of the main floor

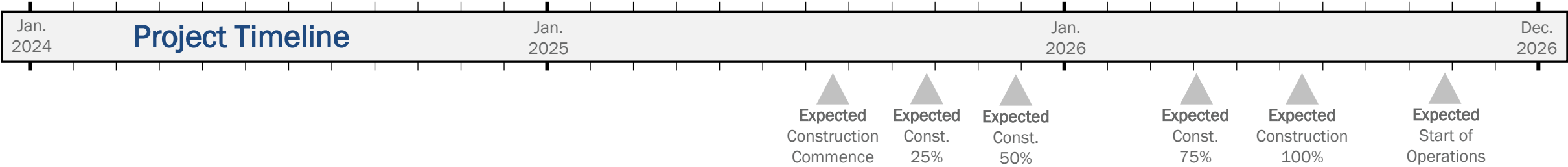


▼ Planned meeting space before renovation

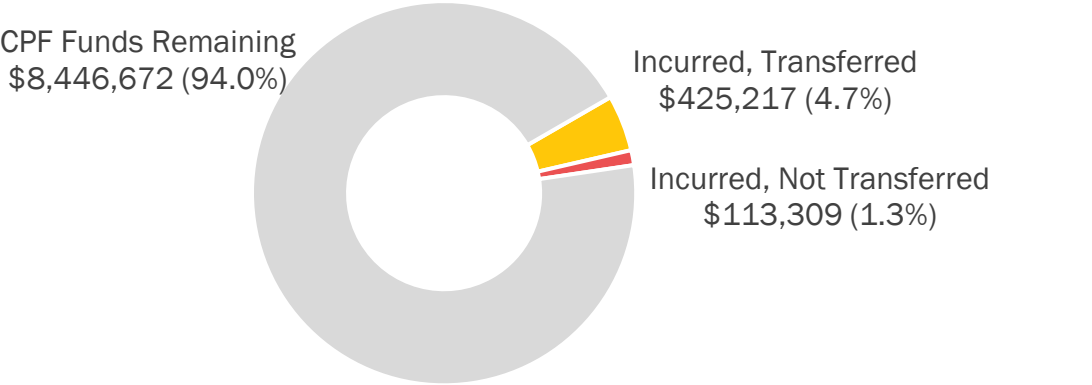


Subaward Signed
6/4/2024

Project **MUST** reach
substantial
completion by
12/31/2026



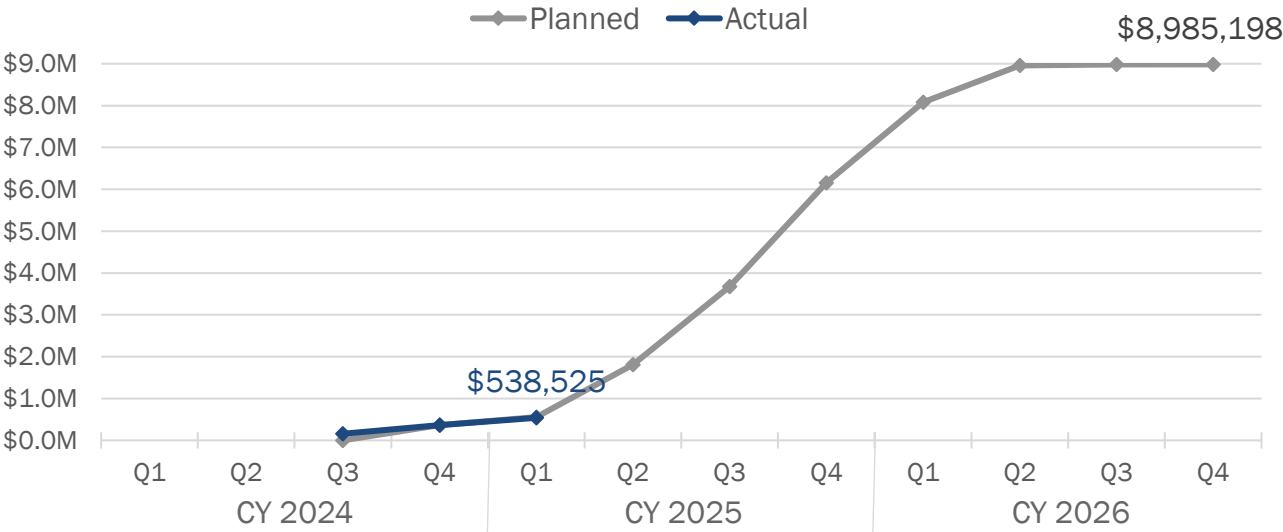
CPF Project Costs



Incurring: Project expenses that have been reported to PRO.

Transferred: CPF funds transferred to subrecipients. Transfers are initiated by subrecipients.

Project Expenses: Planned v. Actual



Cross Mills Public Library

Charlestown
4417 Old Post Road

CPF award : **\$ 654,597**

Project is fully funded through the Capital Projects Fund



▲ Exterior of the library from the parking lot

Project Size: **2,450 sf** Asset Type: **Library**

Project Type: **Renovation** Asset Ownership: **Non-Profit**

Project Description:

- Interior renovations throughout the 1st floor, basement and conveying systems include flooring, finishes, and furnishing.
- Creation of new private meeting spaces with acoustic and technological provisions to allow remote access to work, education, and health monitoring activities.

0

Classroom

0

Computer Lab

2

Multipurpose

1

Telemedicine

2

'Other' Assets

▼ Interior view of the main floor



▼ Basement. Site of planned meeting rooms

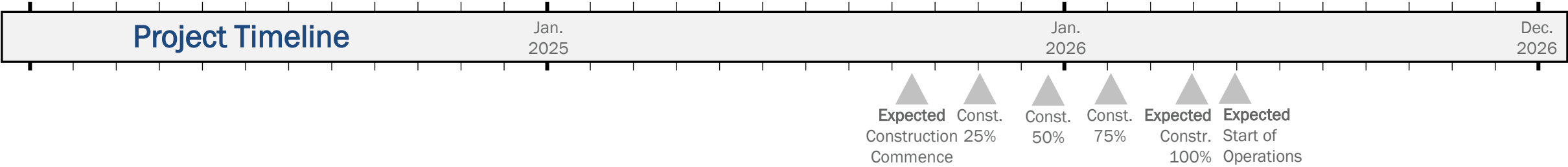


Cross Mills Public Library

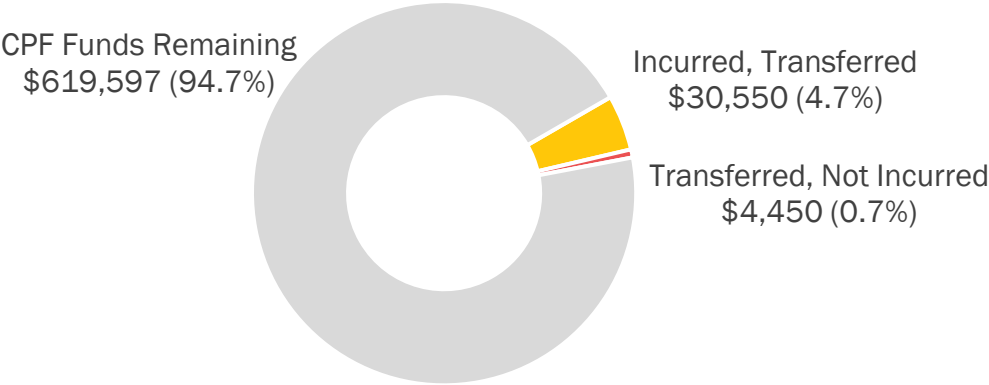
Charlestown
4417 Old Post Road

Subaward Signed
5/28/2024

Project **MUST** reach
substantial
completion by
12/31/2026



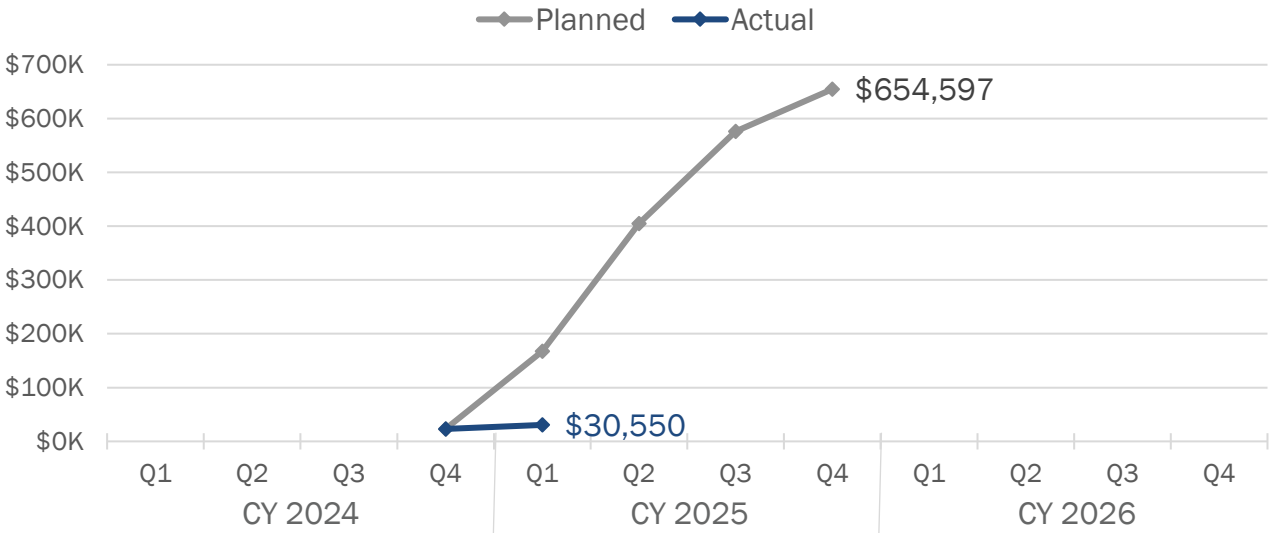
CPF Project Costs



Incurred: Project expenses that have been reported to PRO.

Transferred: CPF funds transferred to subrecipients. Transfers are initiated by subrecipients.

Project Expenses: Planned v. Actual



Coventry Community Learning Center

Coventry
1675 Flat River Road

CPF award : **\$ 4,595,708**

Project is fully funded through the Capital Projects Fund



▲ Exterior of the existing building

Project Size: **38,500 sf** Asset Type: **Community Center**

Project Type: **Renovation** Asset Ownership: **Municipal**

Project Description:

- Complete rehabilitation of about one-third of the existing Town Hall Annex building.
- Project will create ADA compliant indoor and outdoor spaces.
- Renovations will include technology and equipment to enable remote access to work, education, and health monitoring.

8

Classroom

2

Computer Lab

3

Multipurpose


3

Telemedicine

10

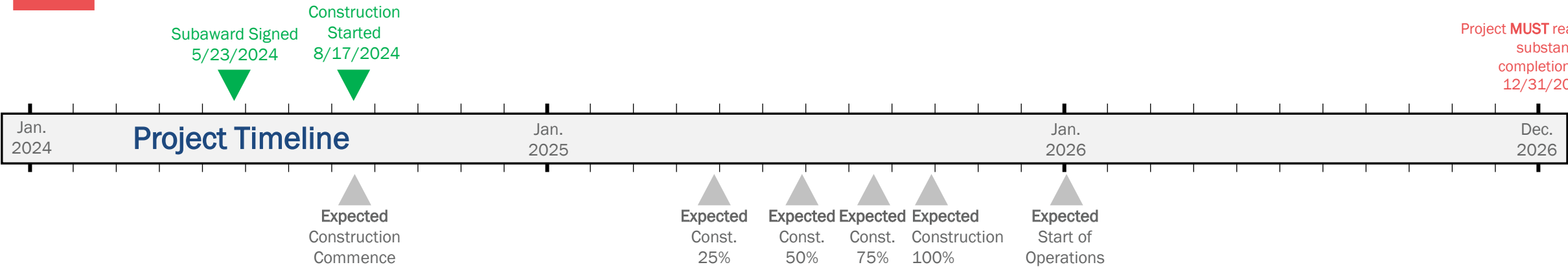
'Other' Assets

▼ Building wide asbestos remediation, demolition and debris removal occurred in Q1 2025

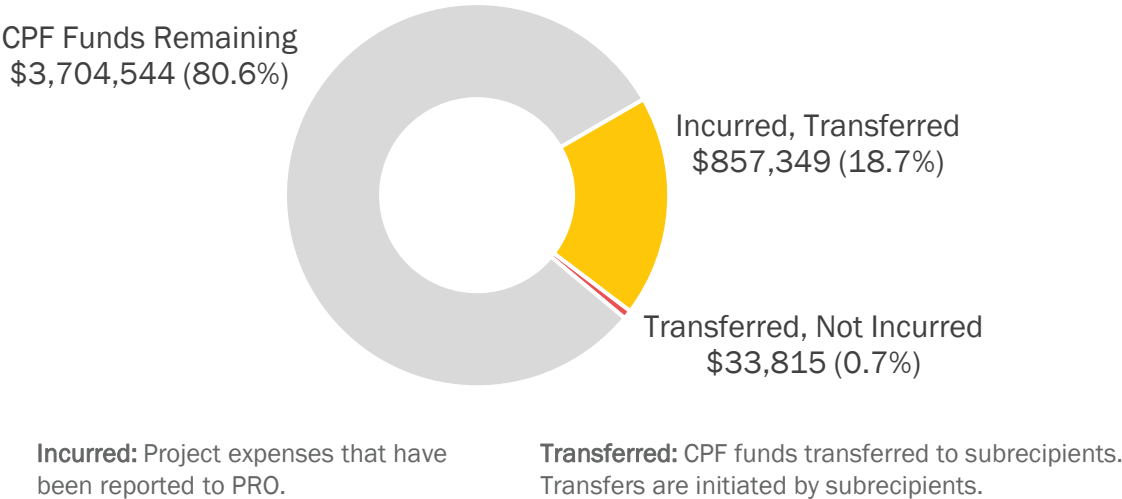


Coventry Community Learning Center

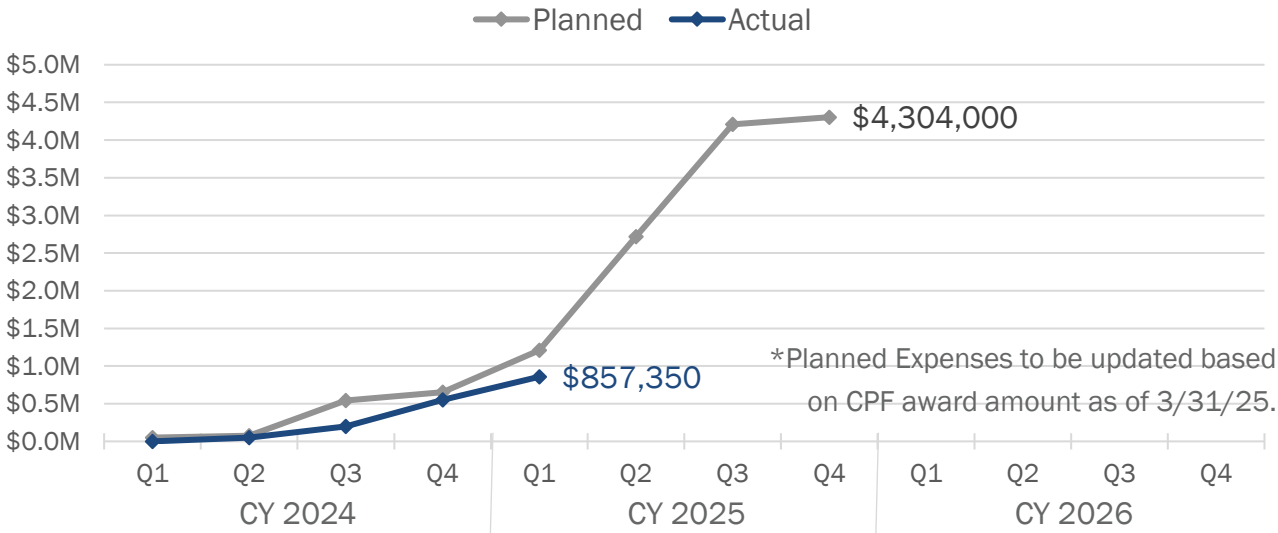
Coventry
1675 Flat River Road



CPF Project Costs



Project Expenses: Planned v. Actual



Wellness Hub at Amaral Building & Heritage Park

Cumberland
16 Mill Street

CPF award : \$ 3,118,159

Total Project Cost : \$ 4,118,159

Project is fully funded through the Capital Projects Fund and Community Development Block Grant (CDBG)



▲ Exterior of the existing building from Mill Street

Project Size: 9,302 sf Asset Type: Community Center

Project Type: Renovation Asset Ownership: Municipal

Project Description:

- Adaptive reuse and site development to create 'Wellness Hub' that ties together the Amaral Building and Heritage Park.
- This includes an outdoor classroom, flexible learning space in the Amaral Building, a designated telehealth and community paramedicine office.

1

Classroom

1

Computer Lab

2

Multipurpose

1

Telemedicine


7

'Other' Assets

▼ Exterior work mid-construction

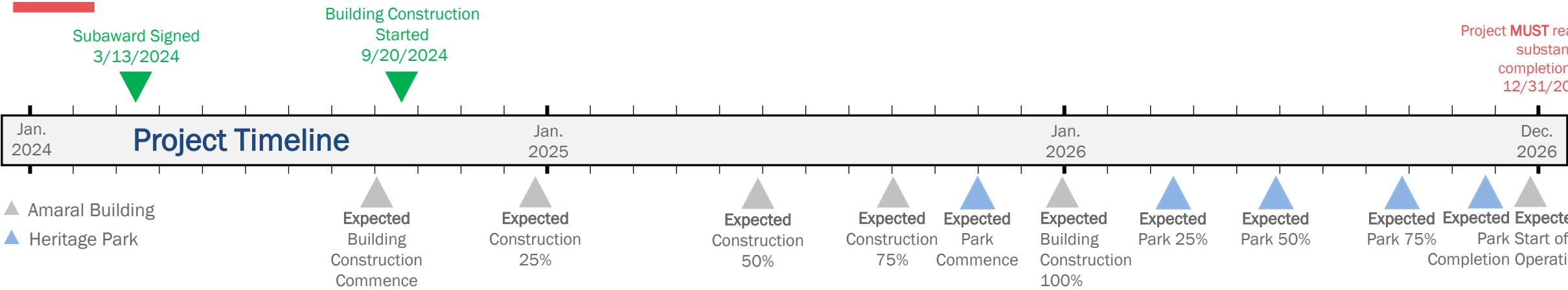


▼ Interior work mid-construction



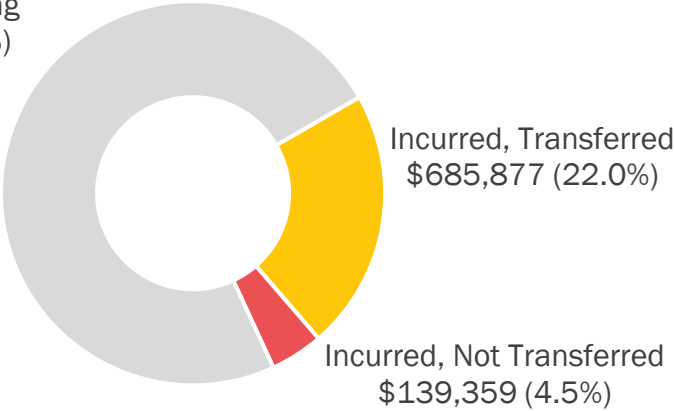
Wellness Hub at Amaral Building & Heritage Park

Cumberland
16 Mill Street



CPF Project Costs

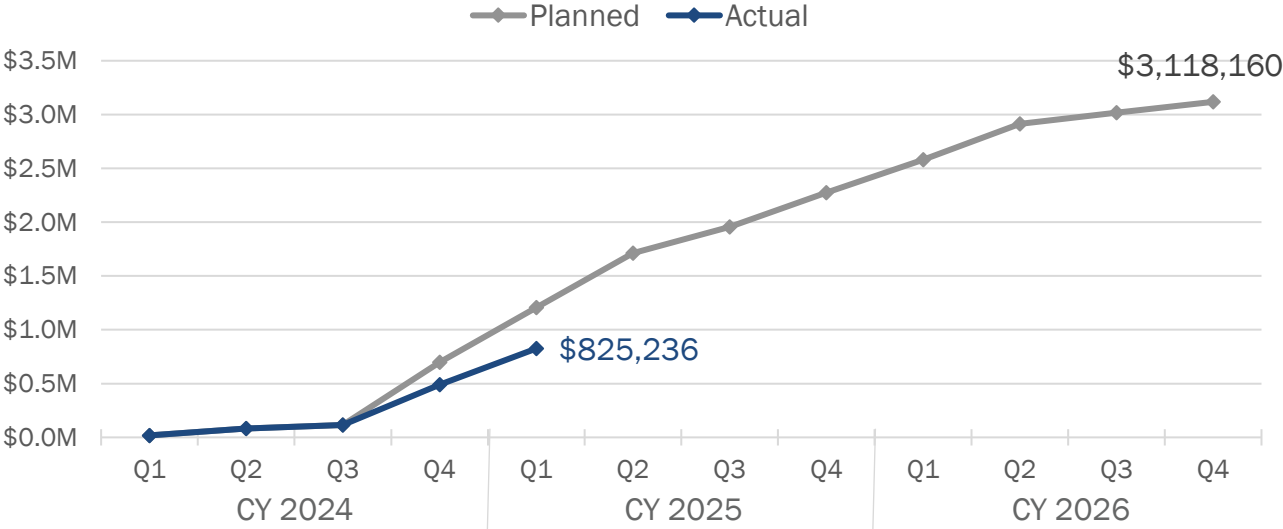
CPF Funds Remaining
\$2,292,923 (73.5%)



Incurred: Project expenses that have been reported to PRO.

Transferred: CPF funds transferred to subrecipients. Transfers are initiated by subrecipients.

Project Expenses: Planned v. Actual



Swift Community Center

East Greenwich
121 Peirce Street

CPF award : **\$ 1,596,800**

Project is fully funded through the Capital Projects Fund



▲ Exterior of the existing building. Construction has started on the addition.

Project Size: **2,051 sf** Asset Type: **Community Center**

Project Type: **New Build** Asset Ownership: **Municipal**

Project Description:

- New ~1,400 sf addition to the north of the existing community center, adding two classrooms.
- Renovation of existing space to include a health screening room, additional storage, and hallways to connect to addition.

2

Classroom

1

Computer Lab

1

Multipurpose

1

Telemedicine

1

'Other' Assets

▼ Rendering of final design



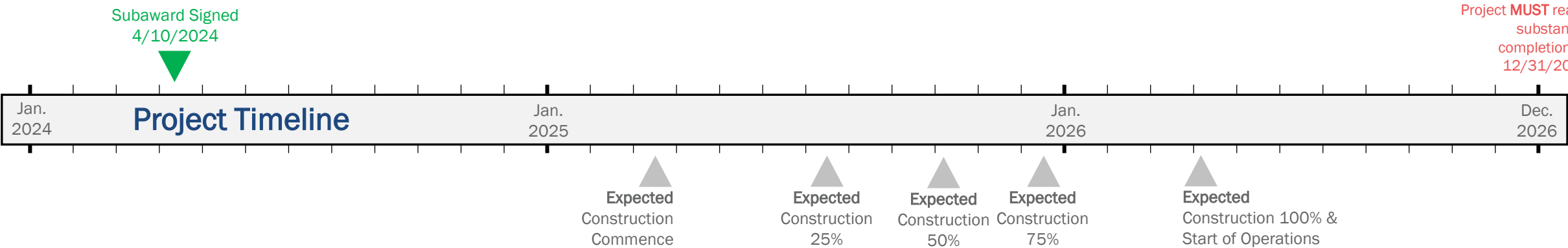
▼ Pre-renovation to office space



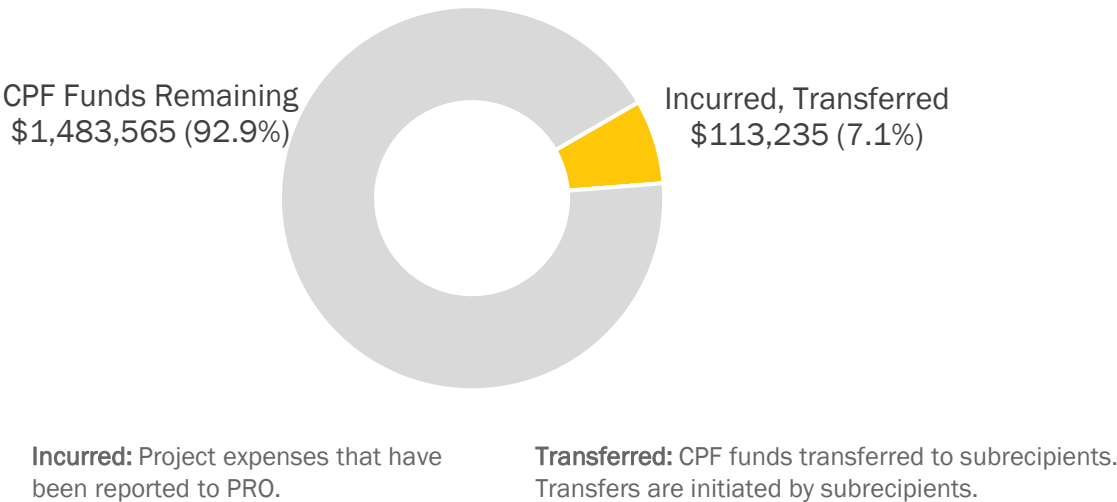
Swift Community Center

East Greenwich
121 Peirce Street

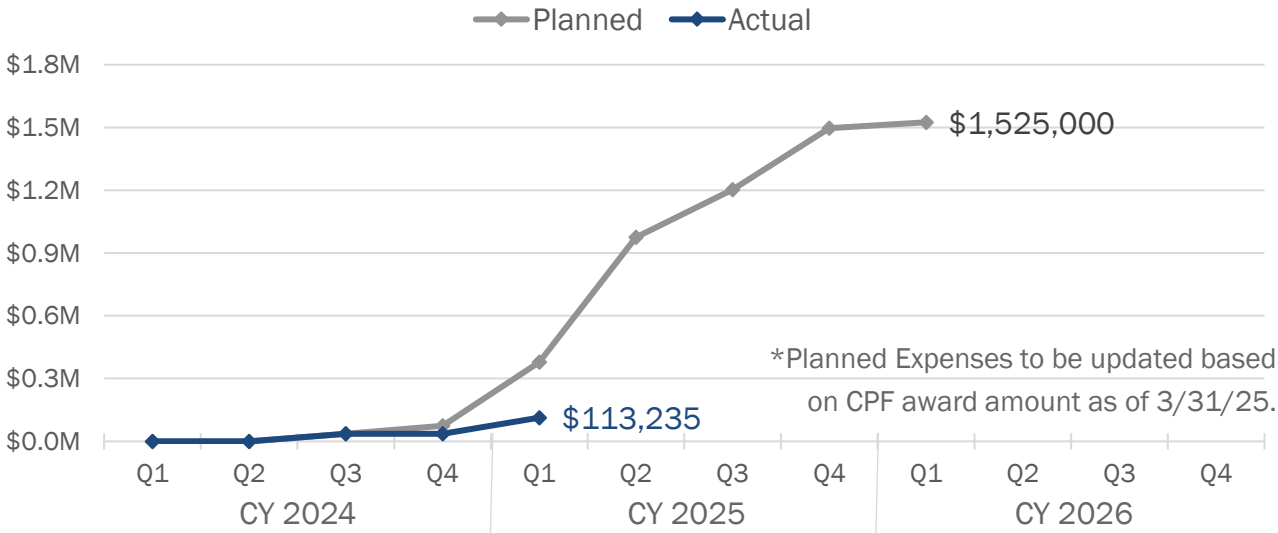
Project **MUST** reach
substantial
completion by
12/31/2026



CPF Project Costs



Project Expenses: Planned v. Actual



East Providence Community Center

East Providence
610 Waterman Avenue

CPF award : **\$ 10,493,659**

Project is fully funded through the Capital Projects Fund



▲ Rendering of the new building exterior – Southeast Corner

Project Size: **7,460 sf** Asset Type: **Community Center**

Project Type: **New Build** Asset Ownership: **Municipal**

Project Description:

- New construction housing the learning center and recreation center across from high school and adjacent to senior center.
- Pre-engineered metal building; mechanical, electrical, plumbing, fire protection systems, site work, lighting and parking.
- Recreation center constructed through City and Local Fiscal Recovery Funds from ARPA.

0

Classroom

0

Computer Lab

7

Multipurpose

1

Telemedicine

5

'Other' Assets

▼ Rendering of new building exterior – Southwest Corner

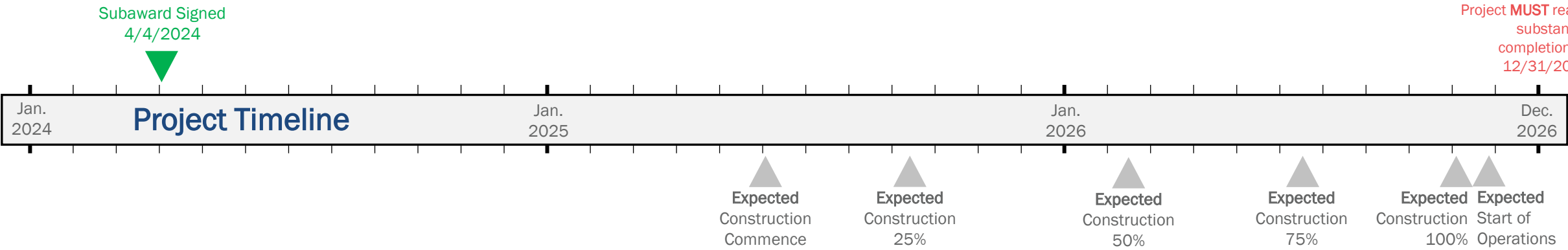


▼ Bird's eye view of the site of new building

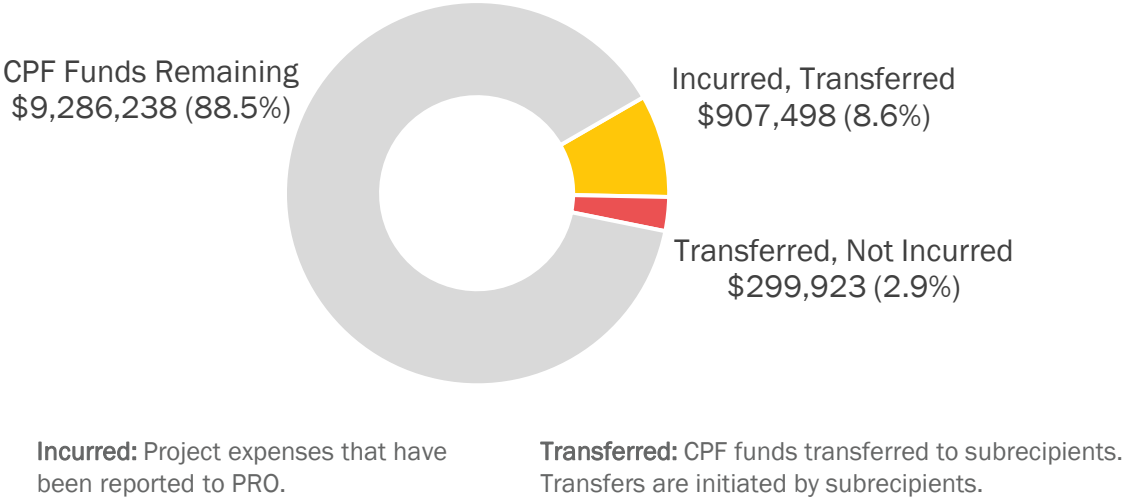


East Providence Community Center

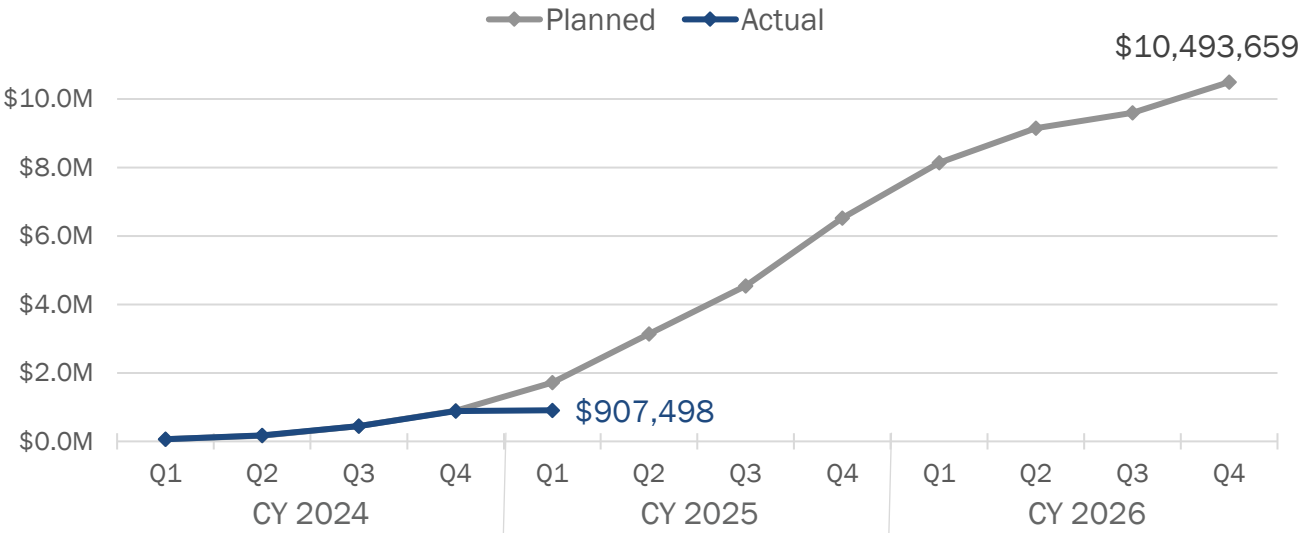
East Providence
610 Waterman Avenue



CPF Project Costs



Project Expenses: Planned v. Actual



Harmony Library

Glocester
195 Putnam Pike

CPF award : **\$ 768,988**

Project is fully funded through the Capital Projects Fund



▲ Exterior of the existing building from parking lot

Project Size: **1,080 sf** Asset Type: **Library**

Project Type: **New Build** Asset Ownership: **Private**

Project Description:

- New 900 sf addition to the existing Harmony library, adding a community room for education and cultural events.
- Renovate existing space to provide dedicated resources for employment, education, and telehealth.

0

Classroom

2

Computer Lab

1

Multipurpose

1

Telemedicine

0

'Other' Assets

▼ Footprint of planned addition



▼ Planned renovation to meeting space

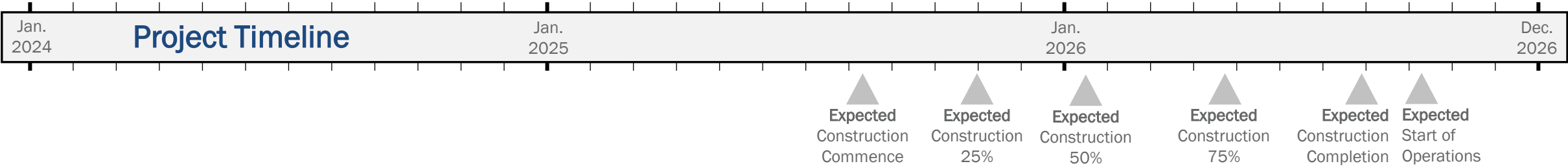


Harmony Library

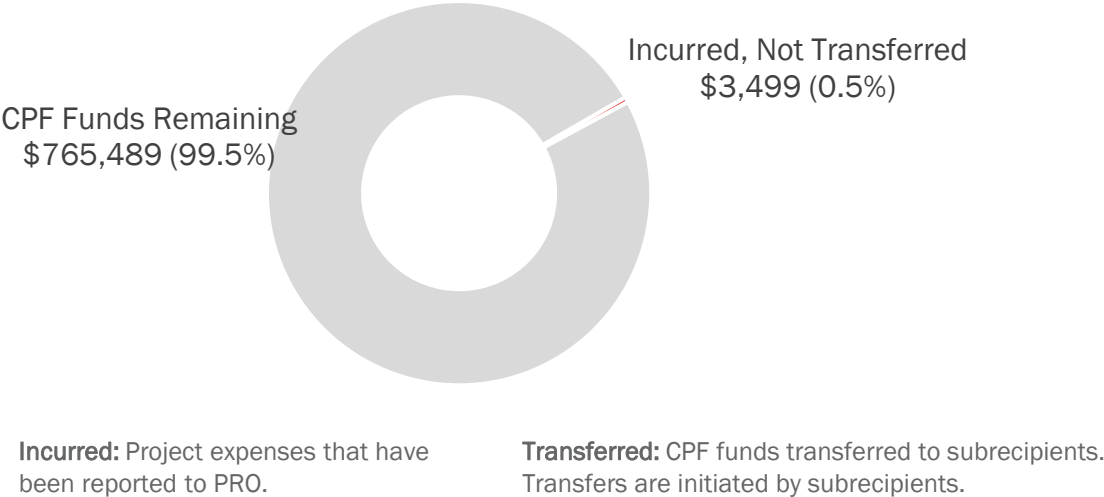
Glocester
195 Putnam Pike

Subaward Signed
8/28/2024

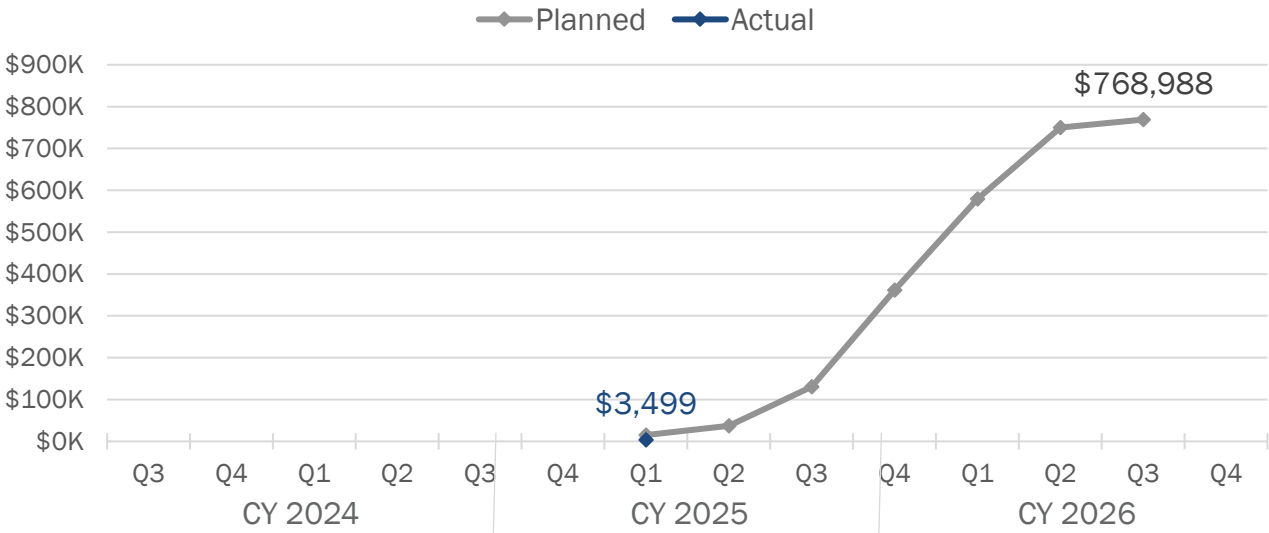
Project **MUST** reach
substantial
completion by
12/31/2026



CPF Project Costs



Project Expenses: Planned v. Actual



Manton Library

Glocester
1137 Putnam Pike

CPF award : **\$ 261,259**

Project is fully funded through the Capital Projects Fund



▲ Exterior of the existing building from Putnam Pike

Project Size: **1,320 sf** Asset Type: **Library**

Project Type: **Renovation** Asset Ownership: **Private**

Project Description:

- Renovation of existing community room and three small rooms, 1,320 sf for moisture remediation and ADA compliance.
- Upgrades to an existing conference room to create three private rooms each one dedicated to telehealth, employment tasks, and educational online classes.

0

Classroom

2

Computer Lab

1

Multipurpose

1

Telemedicine


1

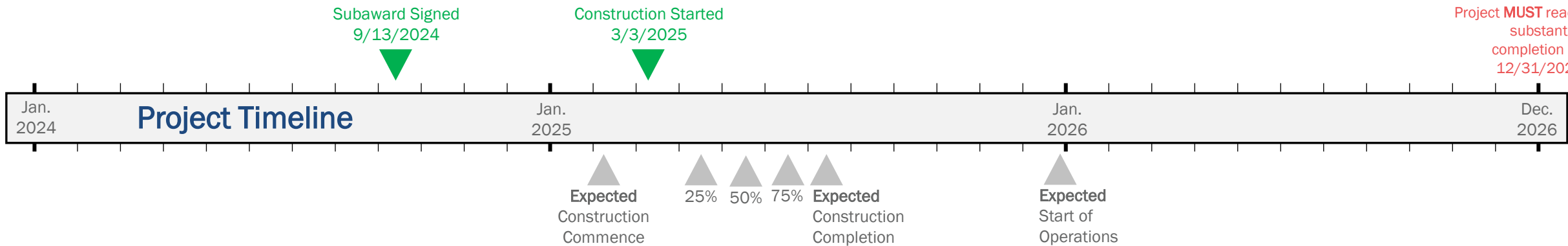
'Other' Assets

▼ Pre-reno meeting space

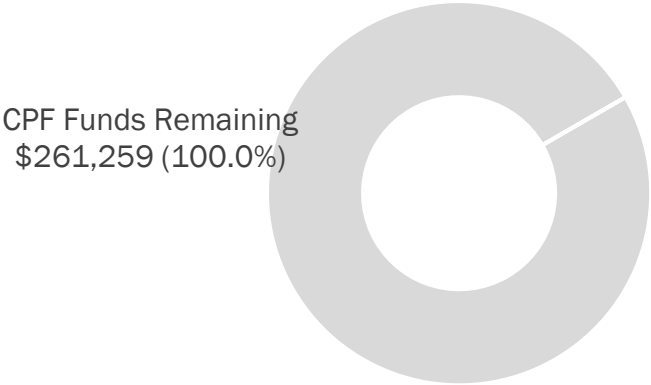


▼ Mid renovation of the CLC spaces





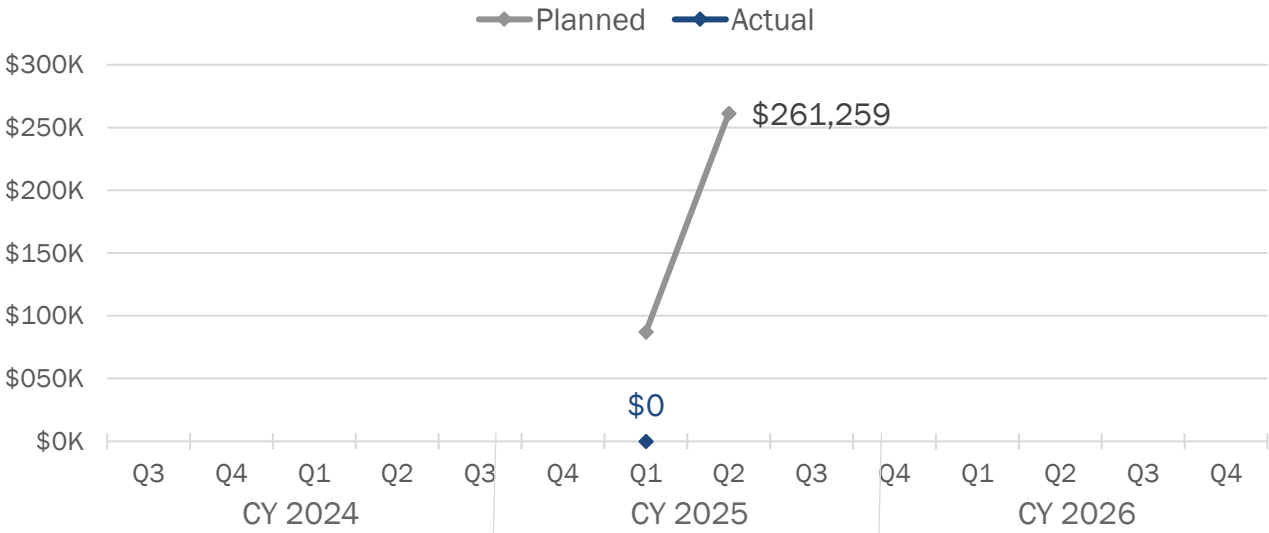
CPF Project Costs



Incurred: Project expenses that have been reported to PRO.

Transferred: CPF funds transferred to subrecipients. Transfers are initiated by subrecipients.

Project Expenses: Planned v. Actual



Hopkinton Community Learning Center

Hopkinton
188A Main Street

CPF award : **\$ 3,126,385**

Project is fully funded through the Capital Projects Fund



▲ Exterior of the existing building mid renovation

Project Size: **2,750 sf** Asset Type: **Community Center**

Project Type: **Renovation** Asset Ownership: **Municipal**

Project Description:

- Full renovation and expansion of Department of Public Works (DPW) storage into ADA compliant community hub.
- New walls, roofing, siding, windows, doors, an accessible lift, mechanical, electrical, plumbing, fire protection, and IT systems.
- Sitework to create new parking lot, new drainage system, and retrofitting the sewage disposal system to current standards.

1

Classroom

0

Computer Lab

4

Multipurpose

1

Telemedicine

4

'Other' Assets

▼ Interior pre-renovation

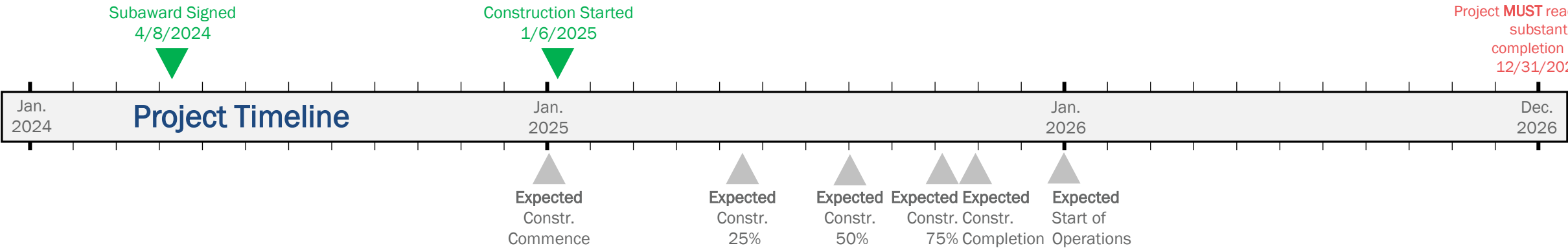


▼ Interior mid renovation

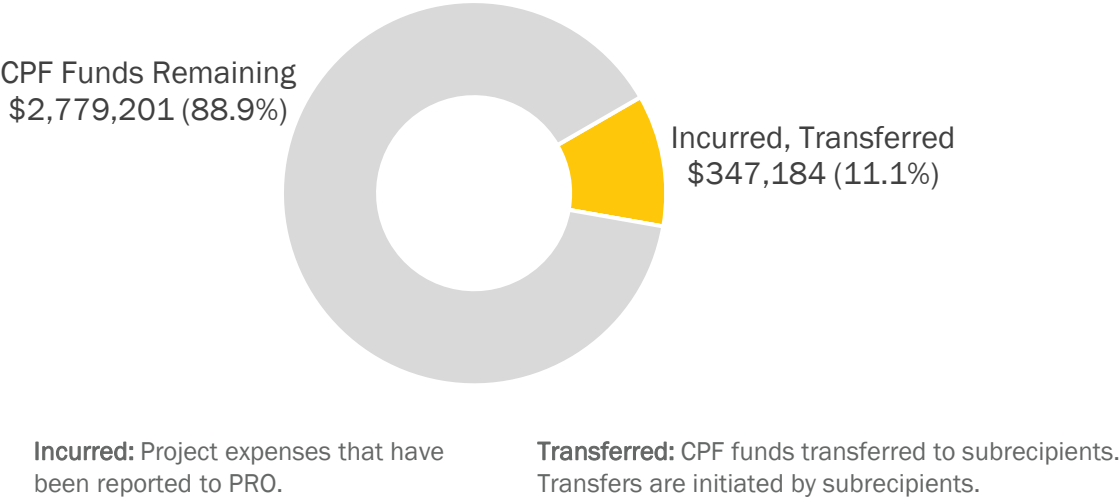


Hopkinton Community Learning Center

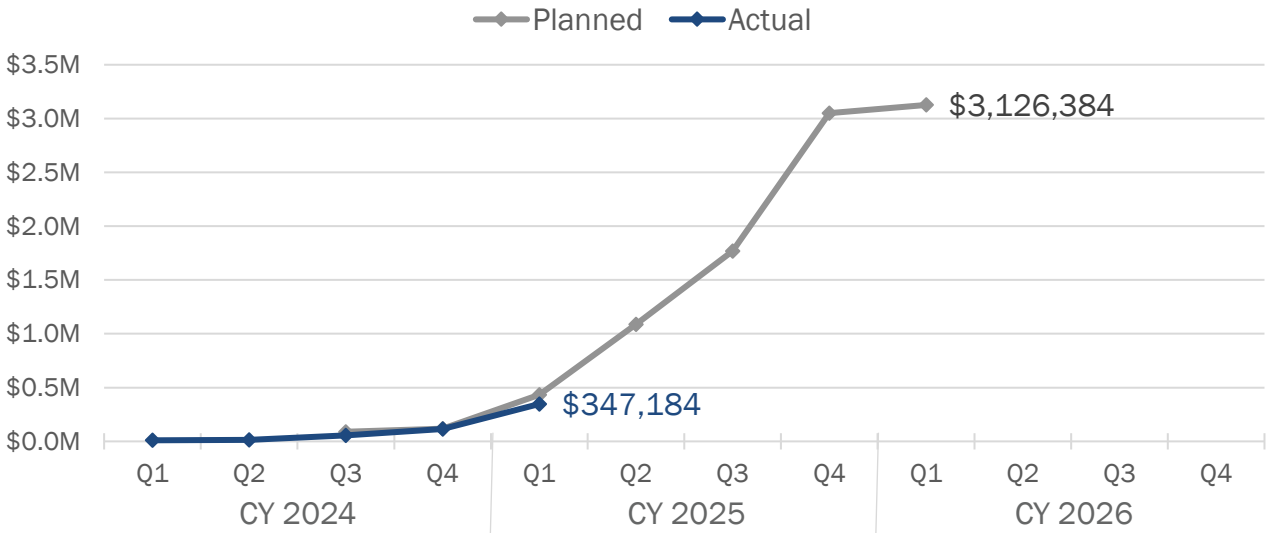
Hopkinton
188A Main Street



CPF Project Costs



Project Expenses: Planned v. Actual



Lincoln Learning Center

Lincoln
98 Old River Road

CPF award : **\$ 2,000,000**

Project is fully funded through the Capital Projects Fund



▲ Rendering of the new Rescue Center. The Lincoln Learning Center will be housed in the rear brick portion of the building.

Project Size: **2,600 sf** Asset Type: **Community Center**

Project Type: **New Build** Asset Ownership: **Municipal**

Project Description:

- New construction attached to the Lincoln Central Rescue for administrative and operational efficiency.
- All rooms will have both wireless access and physical data drops. There will be acoustical ceilings with the optimal amount of LED lighting for increased productivity and privacy. All areas will have resilient flooring.

0

Classroom

0

Computer Lab

4

Multipurpose

1

Telemedicine

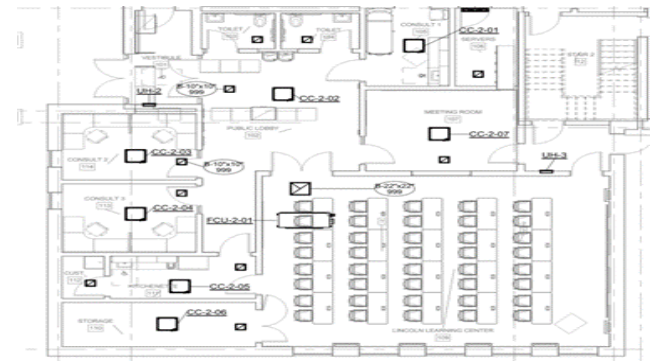
4

'Other' Assets

▼ Multipurpose Space Rendering

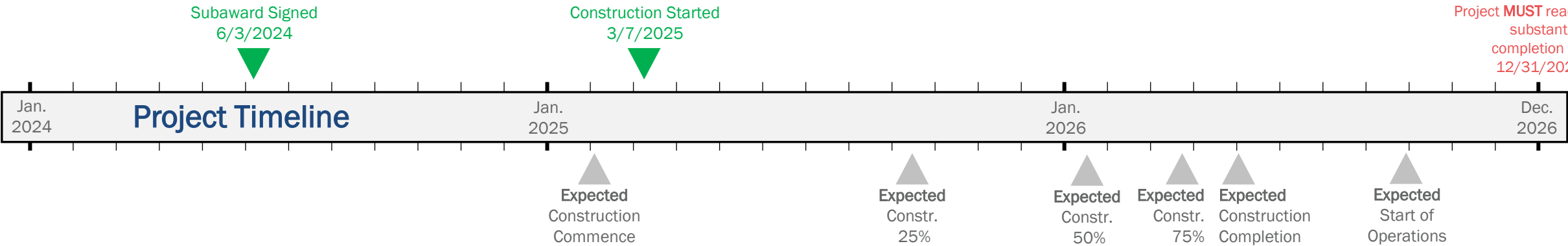


▼ Floor Plan Rendering

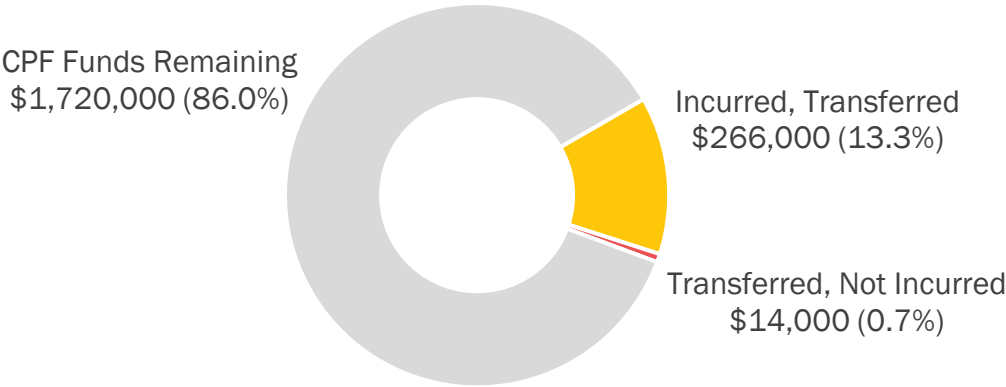


Lincoln Learning Center

Lincoln
98 Old River Road



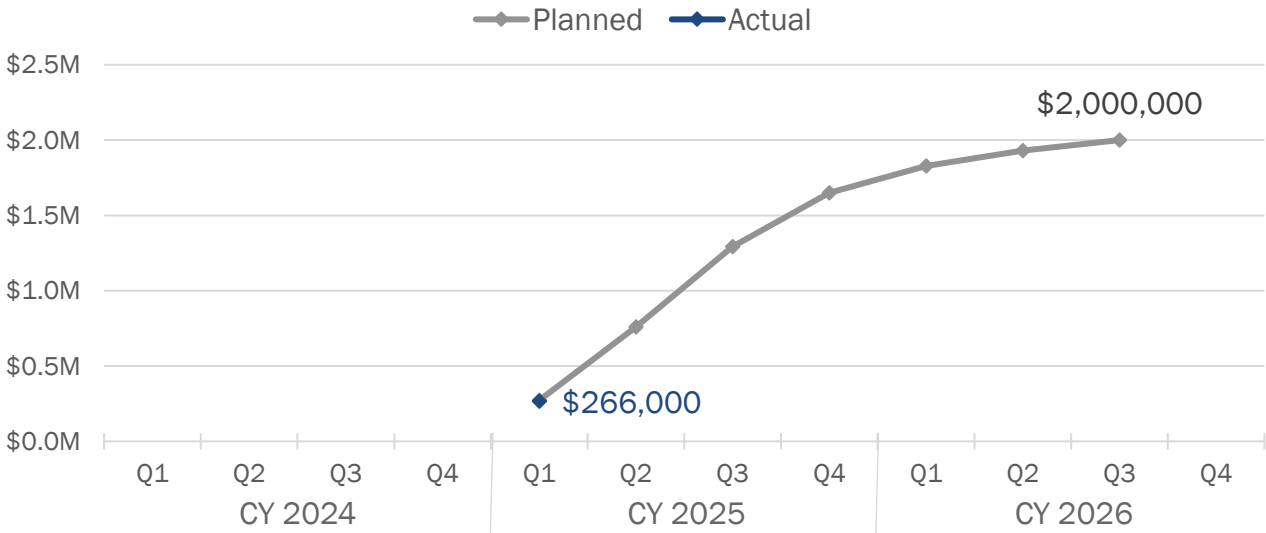
CPF Project Costs



Incurred: Project expenses that have been reported to PRO.

Transferred: CPF funds transferred to subrecipients. Transfers are initiated by subrecipients.

Project Expenses: Planned v. Actual



Florence Gray Center

Newport
1 York Street

CPF award : **\$ 7,527,554**

Project is fully funded through the Capital Projects Fund



▲ Exterior of the existing building. The Gallagher Wing is on the left side of the building.

Project Size: **15,700 sf** Project Type: **Renovation**

Asset Type: **Community Center**

Asset Ownership: **State & Quasi-Municipal**

Project Description:

- Major renovations to vacant 2-floor structure (Gallagher Wing) attached to currently operational Florence Gray Center.
- Minor and major upgrades to the interior layout, mechanical, electrical, plumbing, interior finishes, fixtures and equipment.
- A new interior staircase and new corridors for better circulation at the Florence Gray Community Learning Center.

7

Classroom

2

Computer Lab

4

Multipurpose

1

Telemedicine


0

'Other' Assets

▼ Pre-renovation entrance to FGC

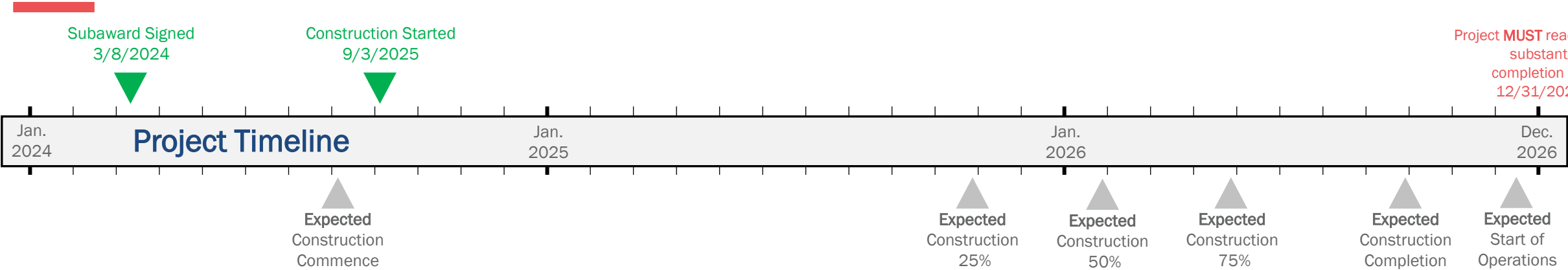


▼ Rendering of interior

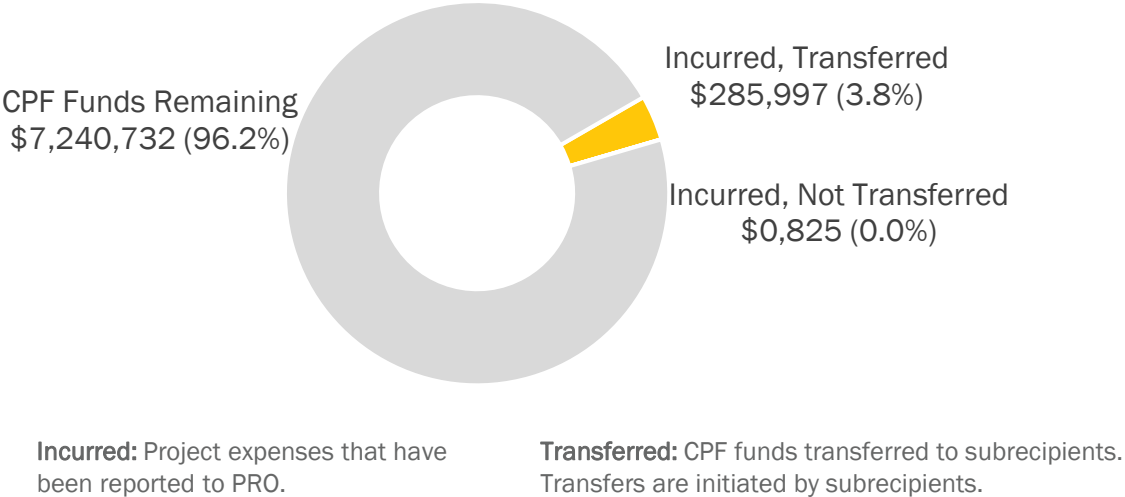


Florence Gray Center

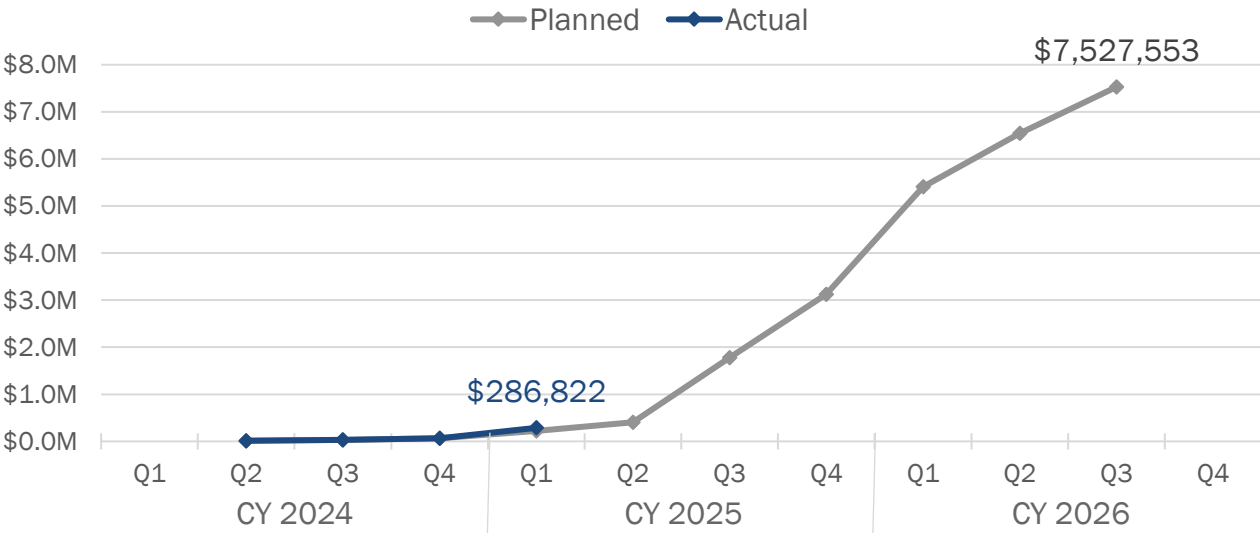
Newport
1 York Street



CPF Project Costs



Project Expenses: Planned v. Actual



North Providence Community Center

North Providence
1810 Mineral Spring Avenue

CPF award : **\$ 3,160,894**

Project is fully funded through the Capital Projects Fund



▲ Exterior of the existing building

Project Size: **8,893 sf** Asset Type: **Library**

Project Type: **Renovation** Asset Ownership: **Municipal**

Project Description:

- Renovation of the second floor of the library, the outside classroom area and stairwell from the upper parking area.
- Building wide mechanical, electrical, plumbing, fire protection upgrades; new receptacles & data outlets for each computer station, and convenience receptacles per code.
- One new and one renovated ADA compliant restroom

1

Classroom

1

Computer Lab

3

Multipurpose

1

Telemedicine

8

'Other' Assets

▼ Pre-reno site of new meeting spaces



▼ Proposed design of Library's upper floor

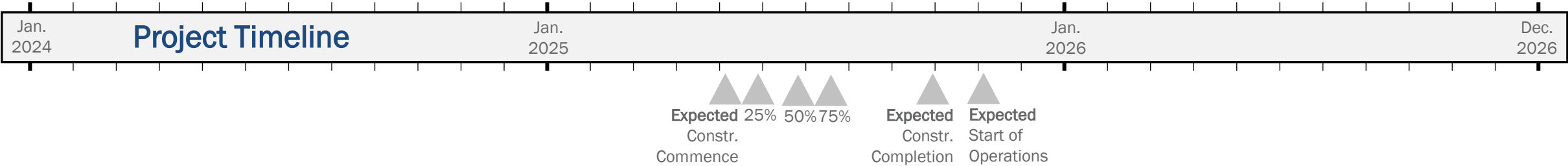


North Providence Community Center

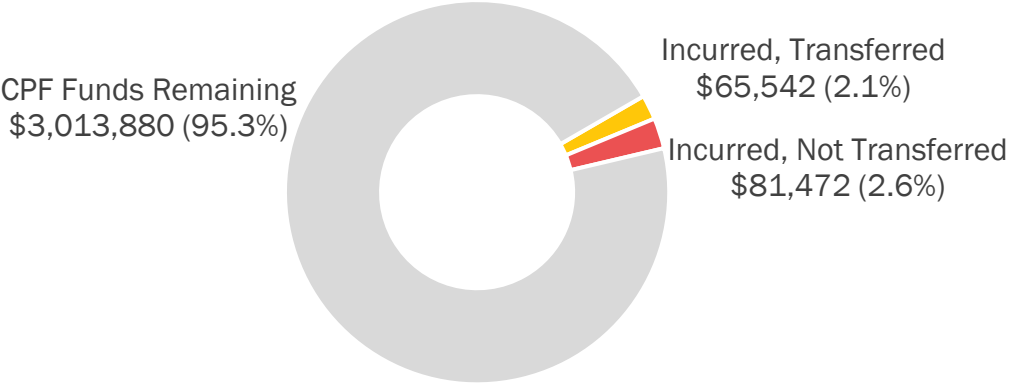
North Providence
1810 Mineral Spring Avenue

Subaward Signed
6/3/2024

Project **MUST** reach
substantial
completion by
12/31/2026



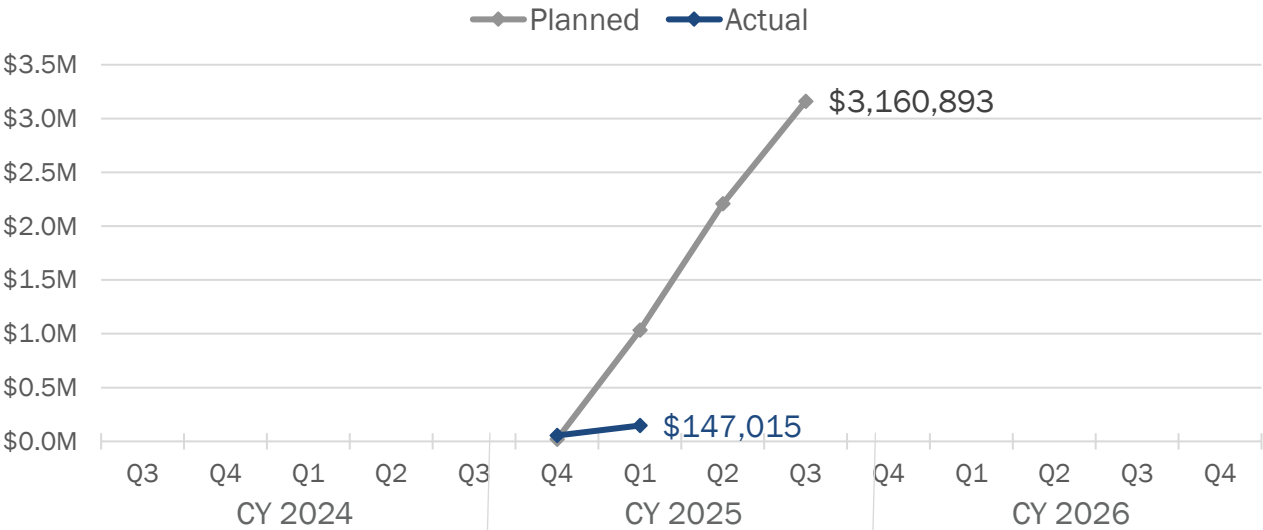
CPF Project Costs



Incurred: Project expenses that have been reported to PRO.

Transferred: CPF funds transferred to subrecipients. Transfers are initiated by subrecipients.

Project Expenses: Planned v. Actual



Davey Lopes Recreation Center

Providence
227 Dudley Street

CPF award : **\$8,661,127.56**

Project is fully funded through the Capital Projects Fund



▲ Rendering of the exterior of the building from Dudley Street

Project Size: **9,000 sf** Asset Type: **Recreation Center**

Project Type: **Renovation** Asset Ownership: **Municipal**

Project Description:

- Complete renovation of all non-recreational spaces.
- No major structural work – project will include new finishes, fixtures, ADA compliance upgrades, and other repairs to create grant compliant spaces.

0

Classroom

1

Computer Lab

4

Multipurpose

1

Telemedicine



3

'Other' Assets

▼ Large multipurpose space pre-renovation



▼ Meeting space and computer lab pre-renovation

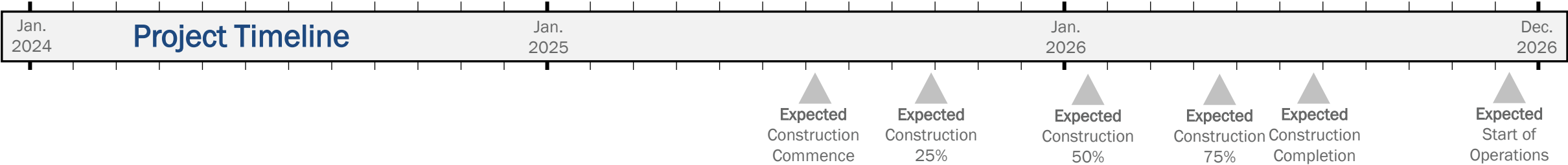


Davey Lopes Recreation Center

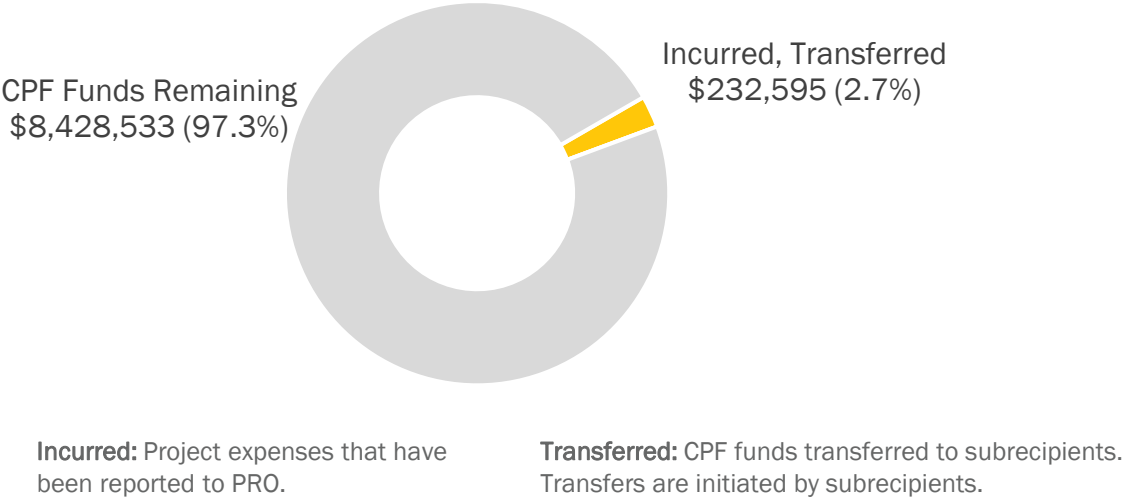
Providence
227 Dudley Street

Subaward Signed
7/22/2024

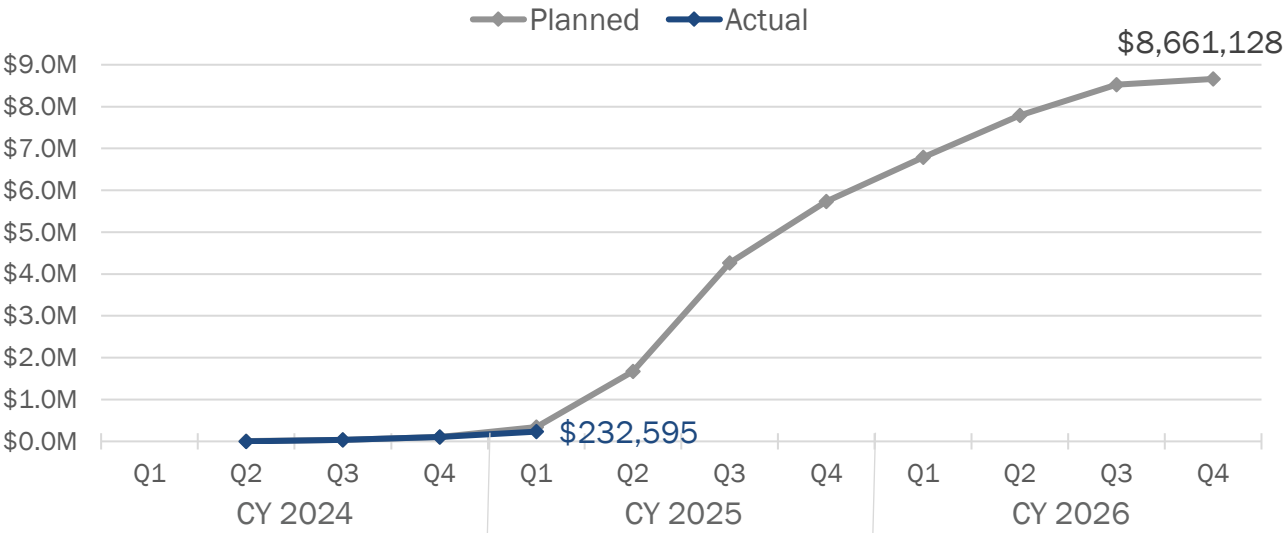
Project **MUST** reach
substantial
completion by
12/31/2026



CPF Project Costs



Project Expenses: Planned v. Actual



Elmwood Community Center

Providence
75 Atlantic Avenue

CPF award : **\$3,273,872.44**

Project is fully funded through the Capital Projects Fund



▲ Exterior of the existing building

Project Size: **14,000 sf** Asset Type: **Community Center**

Project Type: **Renovation** Asset Ownership: **Municipal**

Project Description:

- Renovation of vacant Elmwood Community Center.
- Mechanical, electrical, plumbing, fire protection, site work, interior fit-out, AV, furniture, fixtures & equipment, access control and security, accessibility, and envelope repairs/upgrades.
- 5 multi-purpose rooms, 1 computer Room, 3 private pods, and a large assembly space

0

Classroom

1

Computer Lab

8

Multipurpose

1

Telemedicine

1

'Other' Assets

▼ 2nd floor multipurpose room

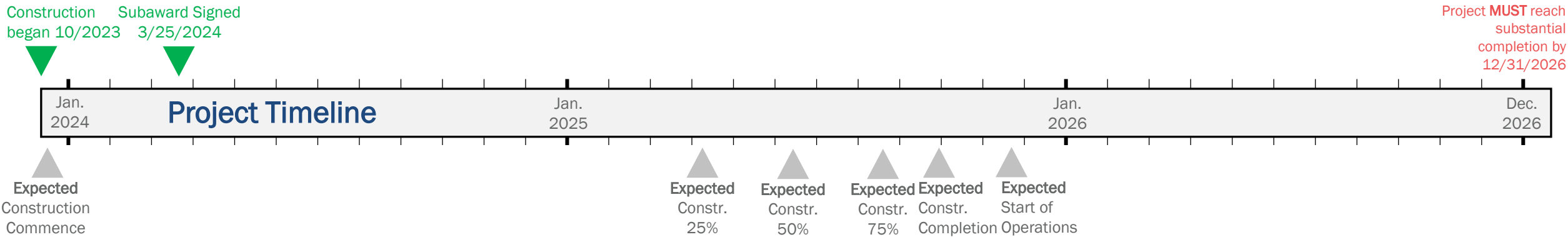


▼ Lower level meeting spaces

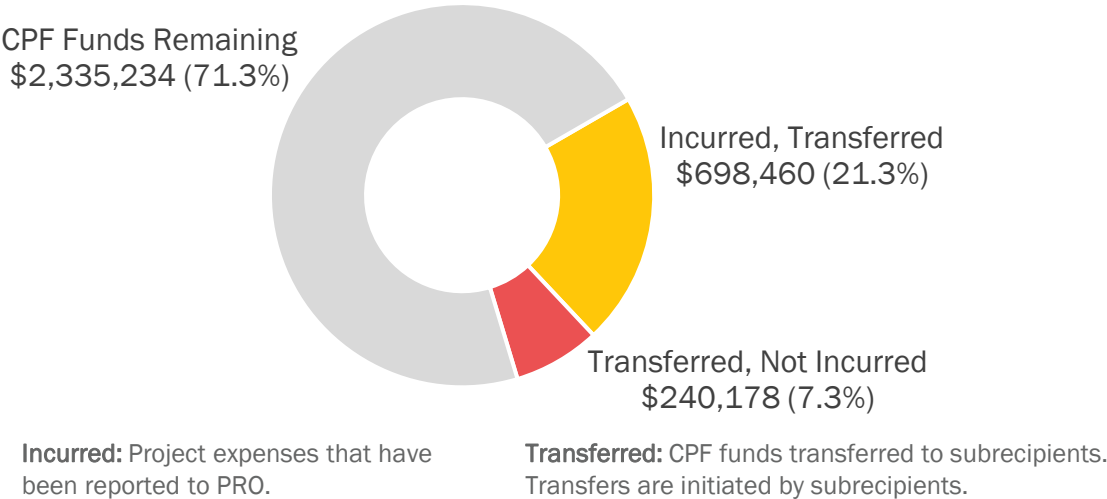


Elmwood Community Center

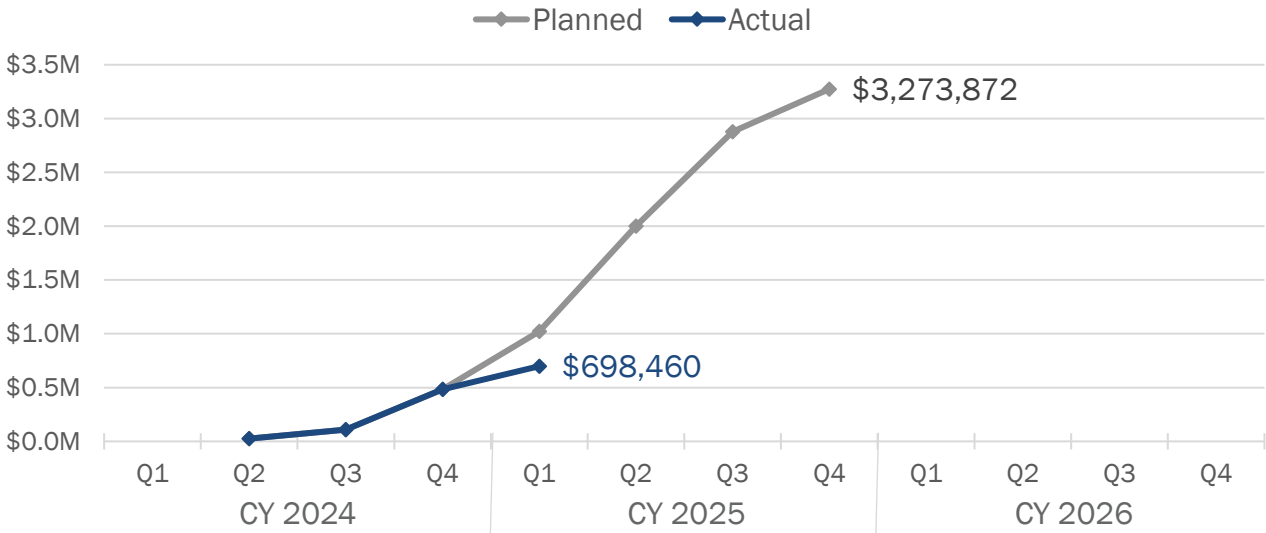
Providence
75 Atlantic Avenue



CPF Project Costs



Project Expenses: Planned v. Actual



Joslin Recreation Center

Providence
17 Hyat Street

CPF award : **\$4,265,000**

Project is fully funded through the Capital Projects Fund



▲ Exterior of the existing building

Project Size: **12,830 sf** Asset Type: **Recreation Center**

Project Type: **Renovation** Asset Ownership: **Municipal**

Project Description:

- Renovation of non-recreational spaces
- Project includes new finishes, flooring, acoustical ceiling, lighting and paint, carbon neutral heating, HVAC upgrade, fire protection, security and access control, ADA accessibility.
- Cyber Lobby - computer lab: with modular furniture partitions.

0

Classroom

1

Computer Lab

7

Multipurpose


1

Telemedicine

1

'Other' Assets

▼ 1st floor multipurpose room pre-reno



▼ 2nd floor multipurpose room pre-reno

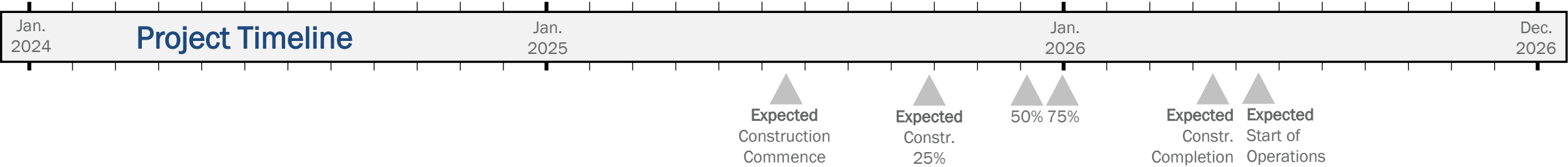


Joslin Recreation Center

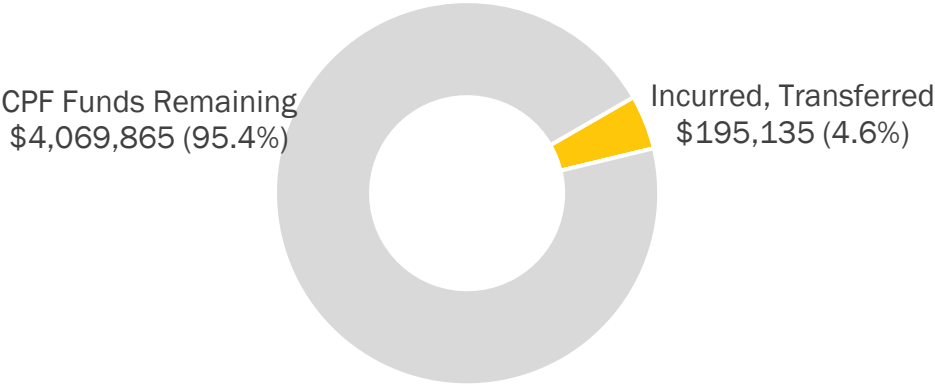
Providence
17 Hyat Street

Subaward Signed
3/27/2024

Project **MUST** reach
substantial
completion by
12/31/2026



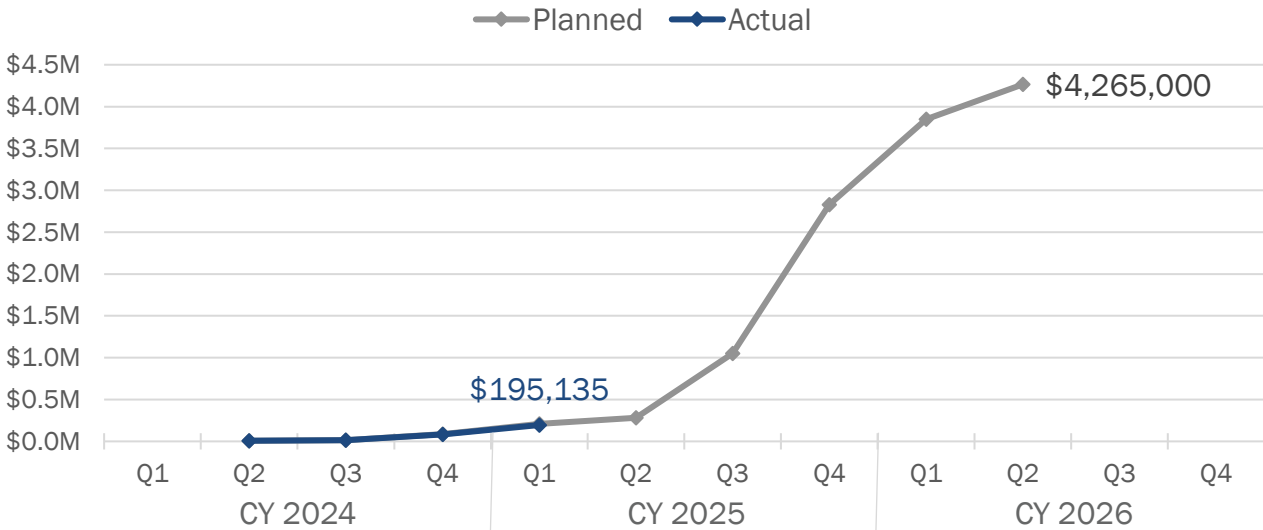
CPF Project Costs



Incurred: Project expenses that have been reported to PRO.

Transferred: CPF funds transferred to subrecipients. Transfers are initiated by subrecipients.

Project Expenses: Planned v. Actual



East Smithfield Neighborhood Center

Smithfield
7 Esmond Street

CPF award : \$ 2,477,323

Total Project Cost : \$ 2,745,503

Project is fully funded through the Capital Projects Fund and Local Fiscal Recovery Funds (ARPA)



▲ Exterior of the building from the parking lot entrance on Esmond St.

Project Size: 6,435 sf Asset Type: Community Center

Project Type: Renovation Asset Ownership: Municipal

Project Description:

- Restoration of the East Smithfield Neighborhood Center (ESNC) into a multi-generational community learning center
- Structural repairs and historic restoration of the main hall, new roof, mechanical, electrical, plumbing, ADA compliant interiors and high-speed internet
- Private workspaces for tele-work, tele-education and tele-health

0

Classroom

1

Computer Lab

9

Multipurpose

1

Telemedicine

14

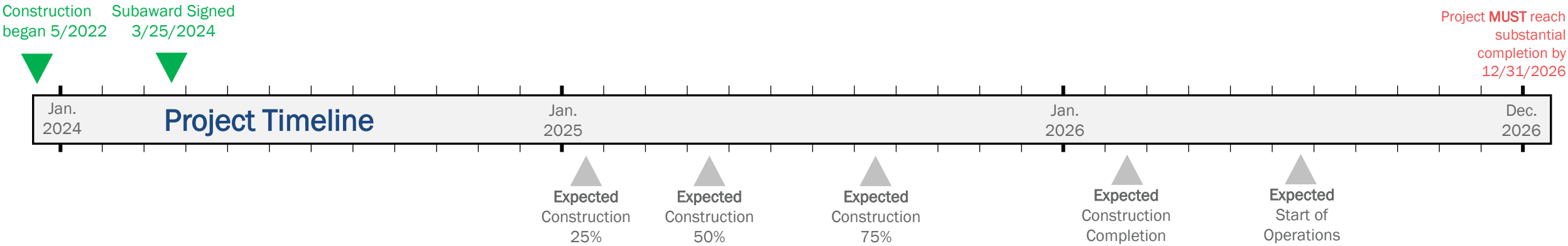
'Other' Assets

▼ Various rooms under construction.

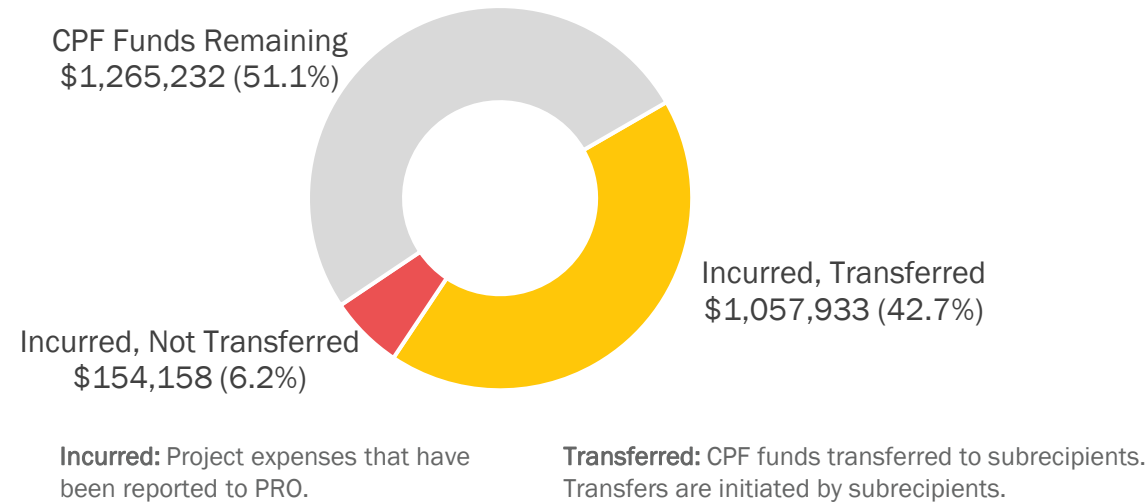


East Smithfield Neighborhood Center

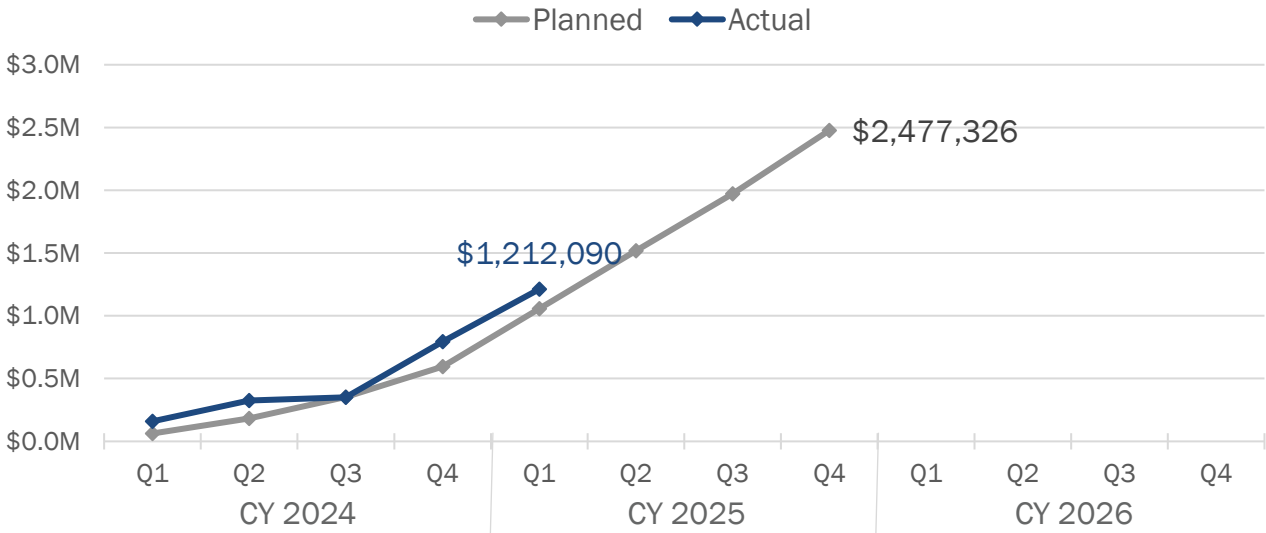
Smithfield
7 Esmond Street



CPF Project Costs



Project Expenses: Planned v. Actual



Peace Dale Library

South Kingstown
1057 Kingstown Road

CPF award : \$ 2,893,891

Total Project Cost : \$ 3,593,891

Project is fully funded through the Capital Projects Fund and Community Development Block Grant (CDBG)



▲ Exterior of the library

Project Size: 4,236 sf Asset Type: Library

Project Type: Renovation Asset Ownership: Municipal

Project Description:

- Interior and exterior renovation at the Peace Dale Library Main Branch to create ADA accessible community learning center with a paramedic office, and enhanced parking and garden.
- Build out of mezzanine space and renovation of secondary balcony to create additional supportive and grant compliant spaces.

0

Classroom

0

Computer Lab

6

Multipurpose



1

Telemedicine

3

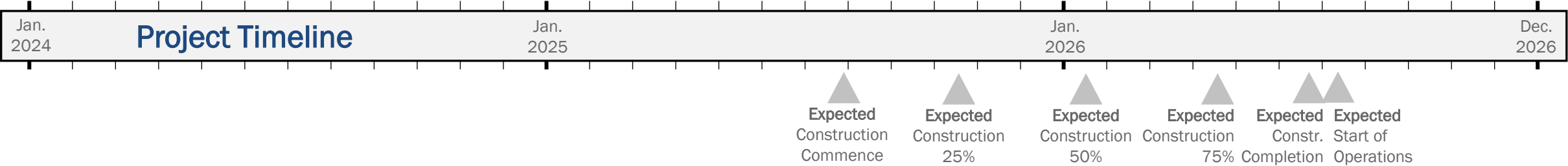
'Other' Assets

▼ Photos of the Library before renovation commences

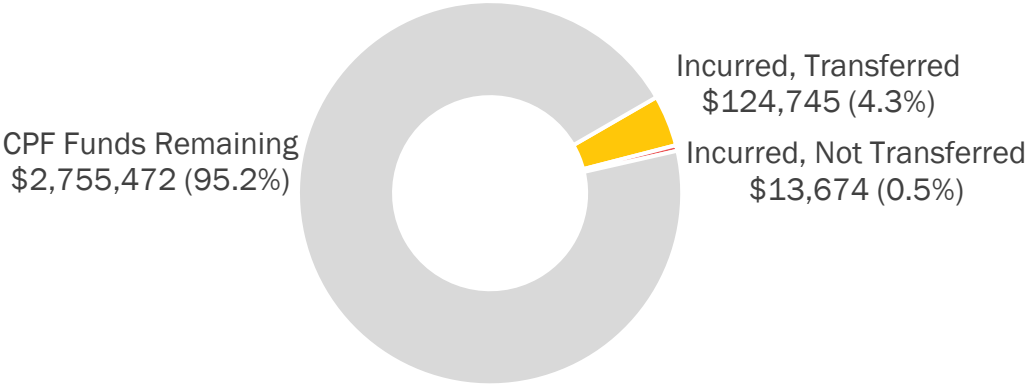


Subaward Signed
3/18/2024

Project **MUST** reach
substantial
completion by
12/31/2026



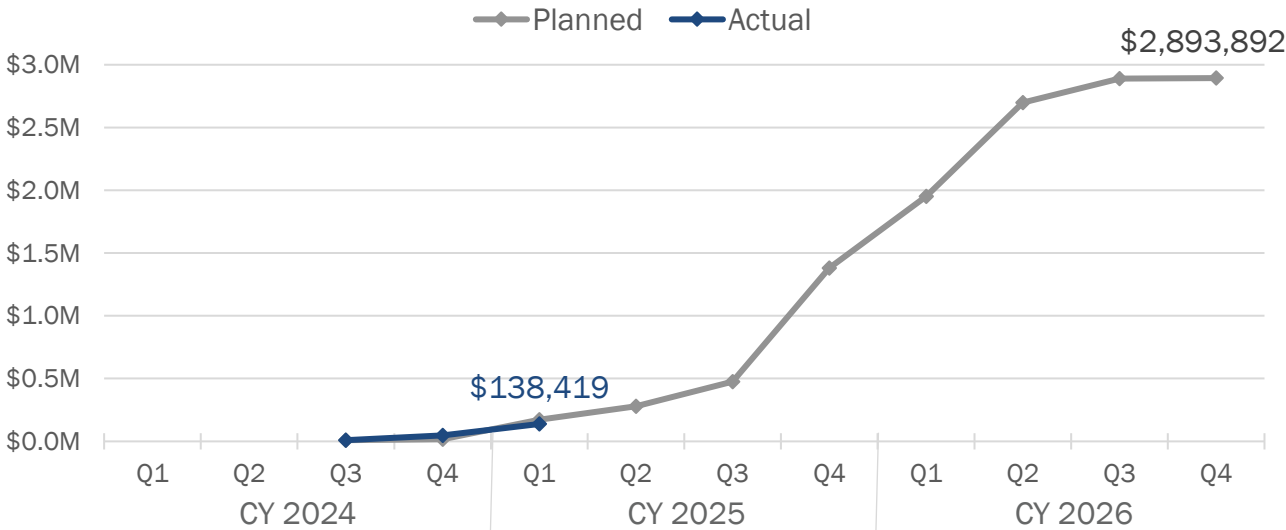
CPF Project Costs



Incurred: Project expenses that have been reported to PRO.

Transferred: CPF funds transferred to subrecipients. Transfers are initiated by subrecipients.

Project Expenses: Planned v. Actual



Tower Street Community Center

Westerly
83 Tower Street

CPF award : \$ 3,440,939

Total Project Cost : \$ 5,000,000

Project is fully funded through the Capital Projects Fund, other federal funds and private donations.



▲ Exterior rendering from Entry Drive

Project Size: 8,000 sf

Asset Type: Community Center

Project Type: New Build

Asset Ownership: Private

Project Description:

- Phase I of new construction facility built on the site of the former Tower Street Elementary School.
- Detailed project scope under development

2

Classroom

0

Computer Lab

3

Multipurpose


3

Telemedicine

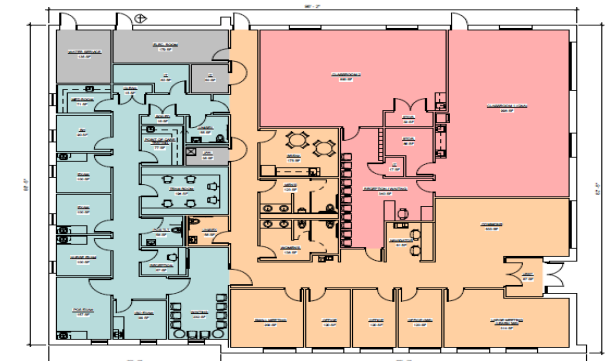
1

'Other' Assets

▼ Ext rendering from Tower Street



▼ Floorplan

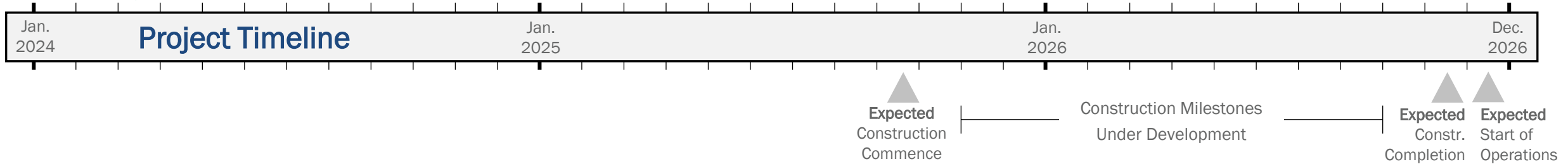


Tower Street Community Center

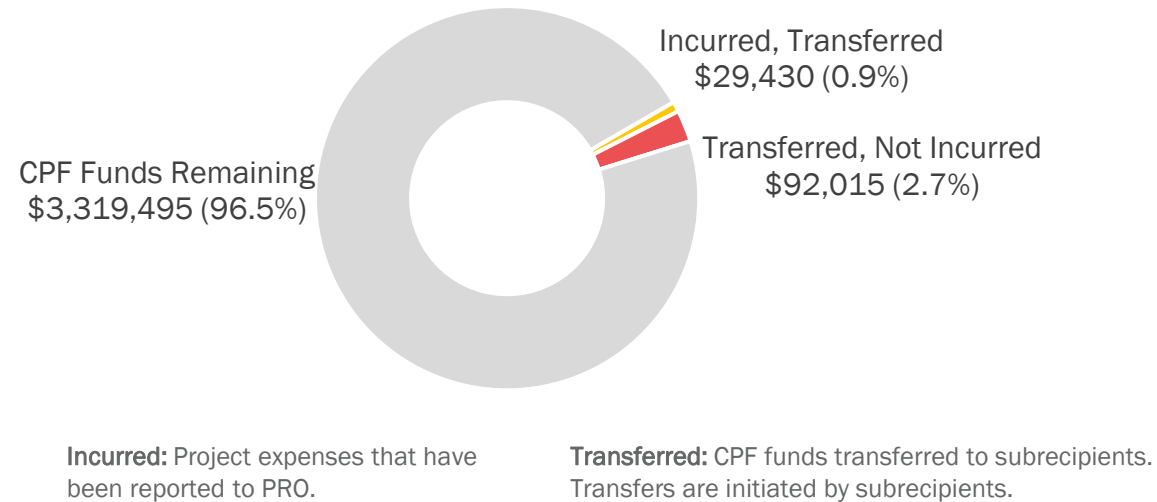
Westerly
83 Tower Street

Subaward Signed
3/13/2024

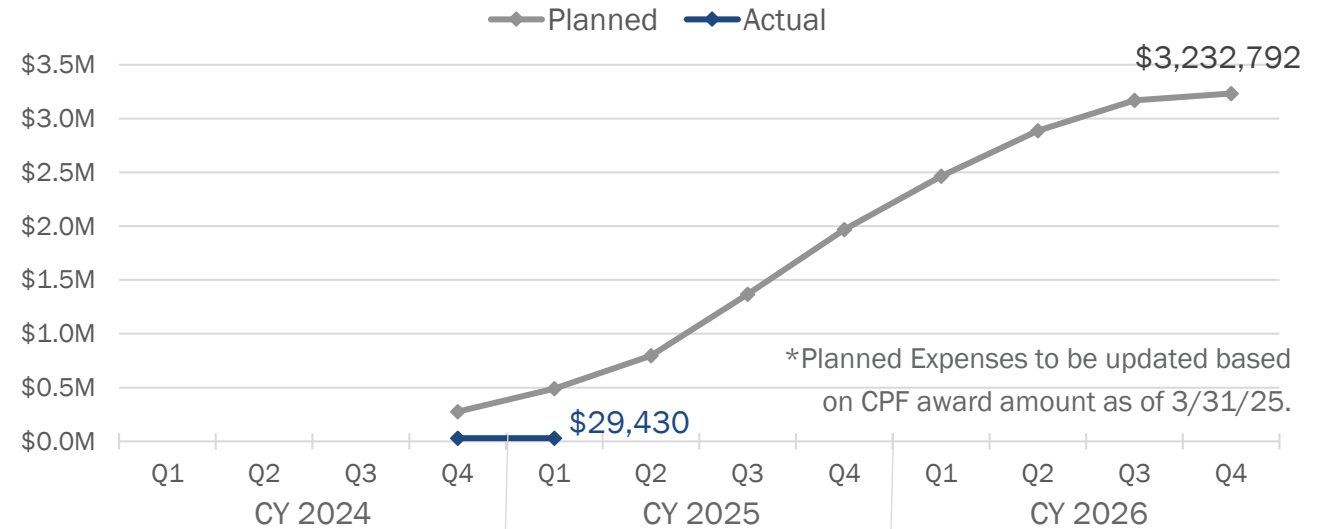
Project **MUST** reach
substantial
completion by
12/31/2026



CPF Project Costs



Project Expenses: Planned v. Actual



Multipurpose Center at Cass Park

Woonsocket
Cass Avenue

CPF award : **\$ 6,990,500**

Project is fully funded through the Capital Projects Fund



▲ Rendering of the new multipurpose center at Cass Park

Project Size: **14,000 sf** Asset Type: **Multipurpose Center**

Project Type: **New Build** Asset Ownership: **Municipal**

Project Description:

- New construction consisting of a concrete slab on grade floor with a prefabricated metal building structure.
- Project located next to new athletic center currently under construction.

3

Classroom

1

Computer Lab

3

Multipurpose

5

Telemedicine

13

'Other' Assets

▼ Rendering #2



▼ Site work underway

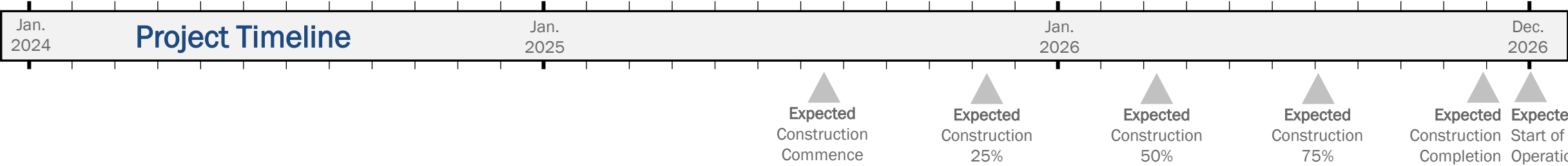


Multipurpose Center at Cass Park

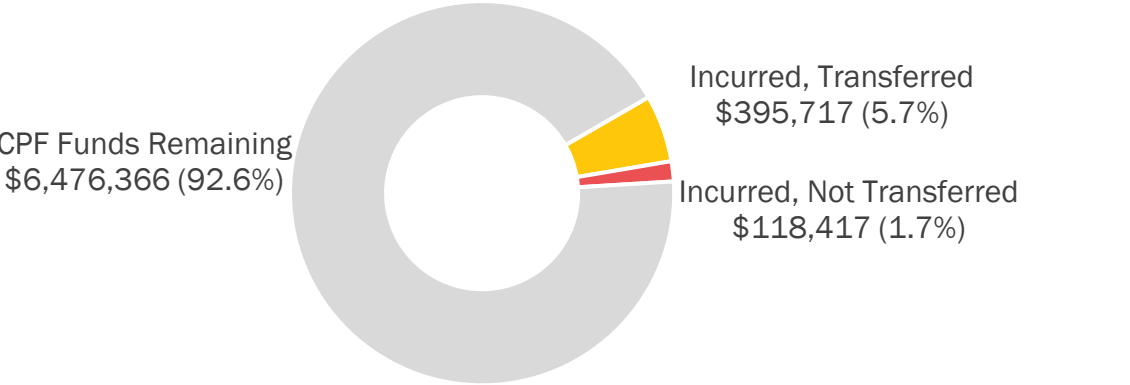
Woonsocket
Cass Avenue

Subaward Signed
5/2/2024

Project **MUST** reach
substantial
completion by
12/31/2026



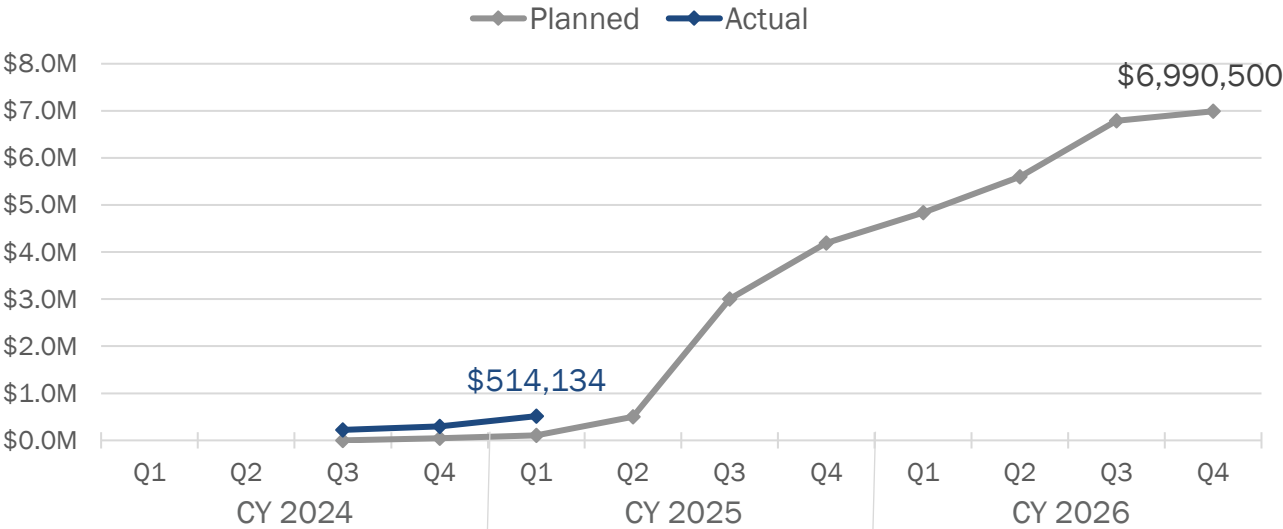
CPF Project Costs



Incurring: Project expenses that have been reported to PRO.

Transferred: CPF funds transferred to subrecipients. Transfers are initiated by subrecipients.

Project Expenses: Planned v. Actual





RHODE
ISLAND