



PANDEMIC RECOVERY OFFICE

Homelessness Assistance Phase II Final Report

Submitted by State of Rhode Island Pandemic Recovery Office

Paul L. Dion, Ph.D., Director

Brianna Ruggiero, Chief of Staff

Pheamo Witcher, Project Lead

Ross Lancaster, Data Analyst III

Derek Gomes, Chief Public Affairs Officer

<https://pandemicrecovery.ri.gov>

This project was supported, in whole or in part, by federal award number SLFRP0136 awarded to the State of Rhode Island by the U.S. Department of Treasury.

Homelessness Assistance Phase II

Project Identification Number: 10061

Pandemic Recovery Office Approval Date: July 17, 2023

Project Completion Date: April 22, 2025

Funded Amount: \$10,686,836

Expended Amount: \$10,620,881

Project Expenditure Category: 2.16 Negative Economic Impacts: Long-term Housing Security: Services for Unhoused Persons

Problem Statement: Homelessness in Rhode Island increased significantly during the pandemic, according to the annual Rhode Island Point in Time Counts. Between 2021 and 2023, the study found that the number of people experiencing homelessness increased by 43%, the number of people in emergency shelters increased by 48%, and the number of people living outdoors increased by 85%.¹

Project Overview: In response to this crisis, the Rhode Island Department of Housing (Department) initiated programs that increased homelessness prevention, diversion, and rapid rehousing services; provided emergency shelter through warming stations and temporary seasonal shelters; provided housing stabilization services; and developed and implemented systemwide programs to provide innovative solutions to housing issues.

The entities providing services were Amos House, Blackstone Valley Advocacy Center, Catholic Social Services of Rhode Island, Community Care Alliance, Crossroads Rhode Island, Domestic Violence Resource Center of South County, East Bay Community Action Program, Elizabeth Buffum Chace Center, Foster Forward, Harvest Community Church, Haus of Codec, House of Hope Community Development Center, Lucy's Hearth, Open Doors RI, Rhode Island Coalition to End Homelessness, Sojourner House, Thrive Behavioral Health, Tri-County Community Action Agency, Turning Around Ministries, Washington Square Services, and Westerly Area Rest Meals.

The intended outcome was to ensure that individuals and families experiencing homelessness had access to a safe place to stay and appropriate services to move forward in finding permanent supportive housing.

¹ [RI Point in Time Storybook | Tableau Public](#)

Financial Overview: All program payments can be found on the [Pandemic Recovery Office's website](#) by filtering the "Project" box for "Homelessness Assistance Phase II." The project did not utilize its full appropriation of \$10.7 million with \$65,955 of unexpended funds remaining at the conclusion of the project. These funds are available for reclassification to other eligible SFRF projects. The table below shows planned expenditures by fiscal quarter and actual expenditures by fiscal quarter:

Fiscal Year Quarter	Planned Expenditures	Actual Expenditures
FY 2024 Q1	\$3,240,342	\$523,047
FY 2024 Q2	\$2,764,721	\$1,084,090
FY 2024 Q3	\$2,764,721	\$3,101,533
FY 2024 Q4	\$1,917,053	\$2,130,419
FY 2025 Q1	-	\$1,549,667
FY 2025 Q2	-	\$2,055,909
FY 2025 Q3	-	\$176,216
FY 2025 Q4	-	-
Total	\$10,686,836	\$10,620,881
<i>Note:</i> A single audit fee applies to all State Fiscal Recovery Fund projects and accounts for \$3,206 of the \$10,686,836 of planned expenditures and \$3,186 of the \$10,620,881 of actual expenditures in the above table.		

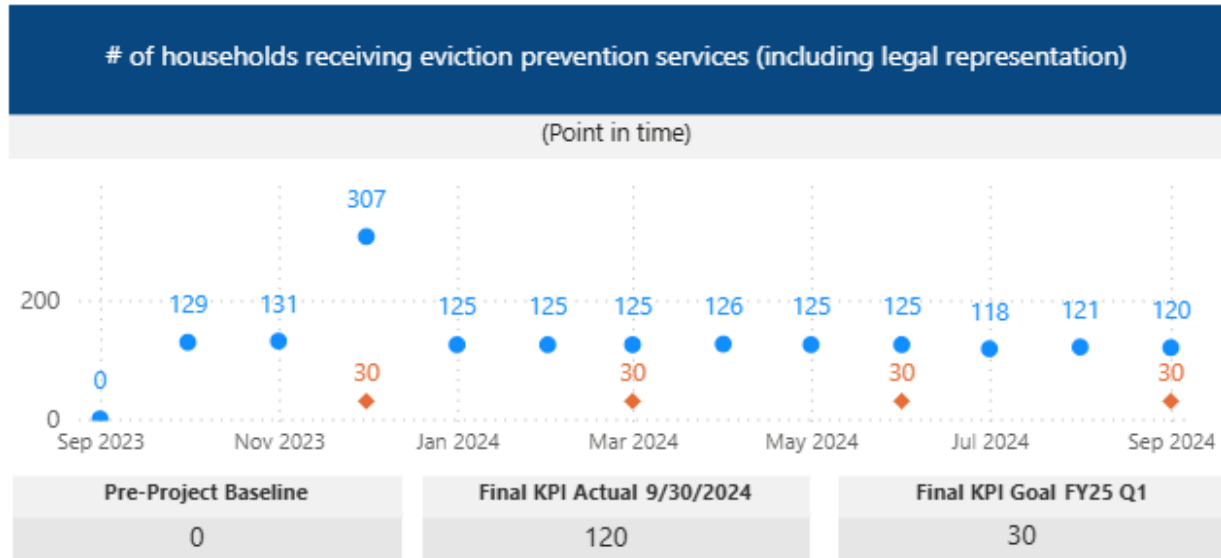
Key Performance Indicators: The following are the key performance indicators based on quarterly goals and monthly data collections.

Legend:

Actual KPI Value Reported



Quarterly Goals

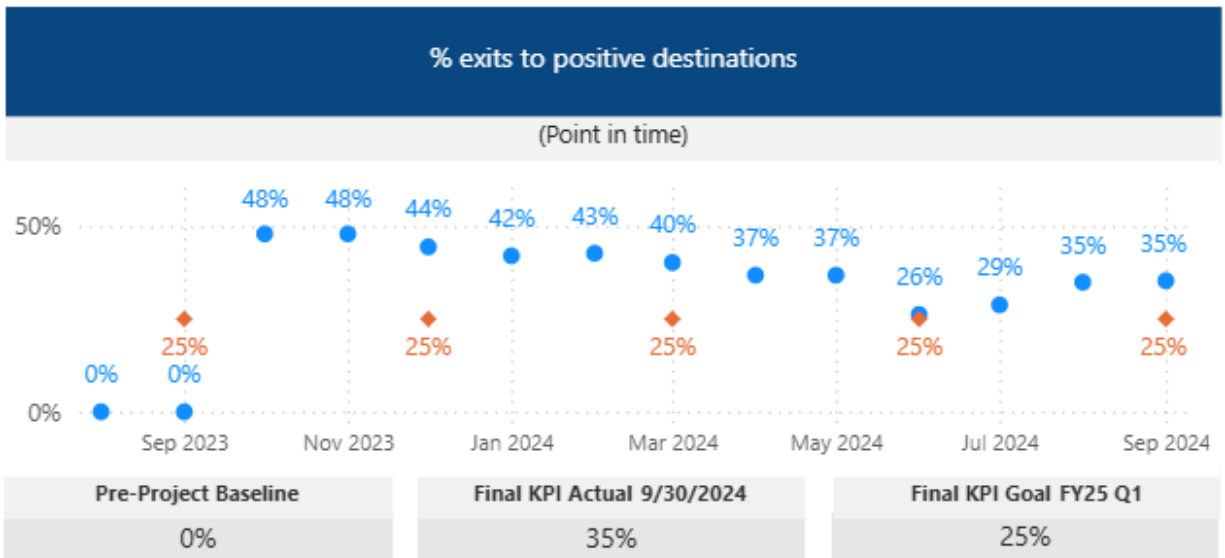
1. Number of households receiving eviction prevention services**2. Number of persons receiving housing stability services**

Legend:

Actual KPI Value Reported



Quarterly Goals

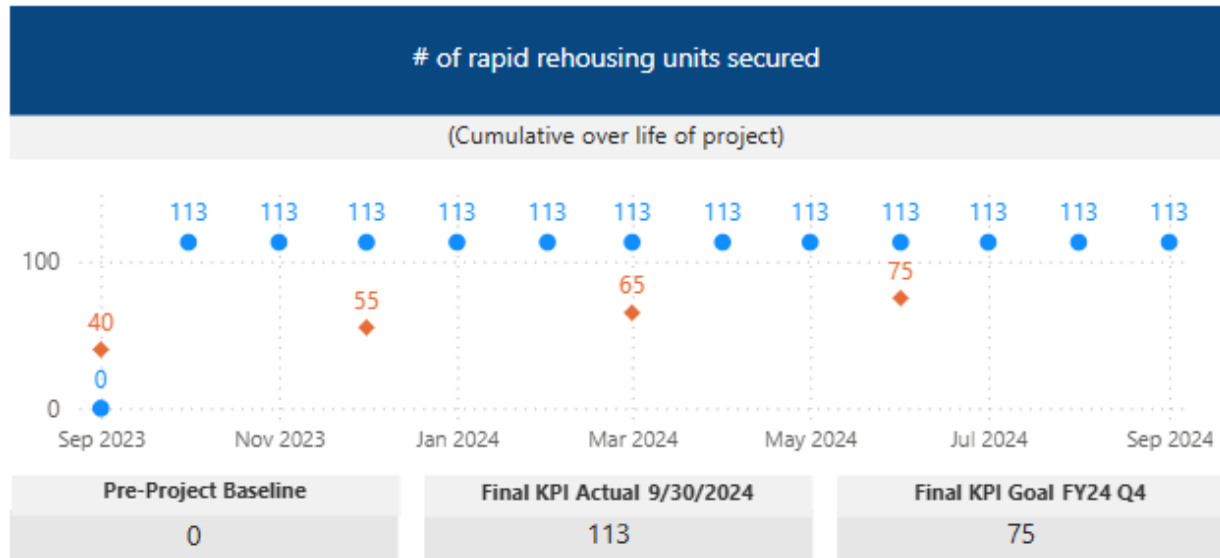
3. Number of persons receiving warming center services**4. Percentage of exits to positive destinations (e.g., permanent housing, living with relatives and friends)**

Legend:

Actual KPI Value Reported

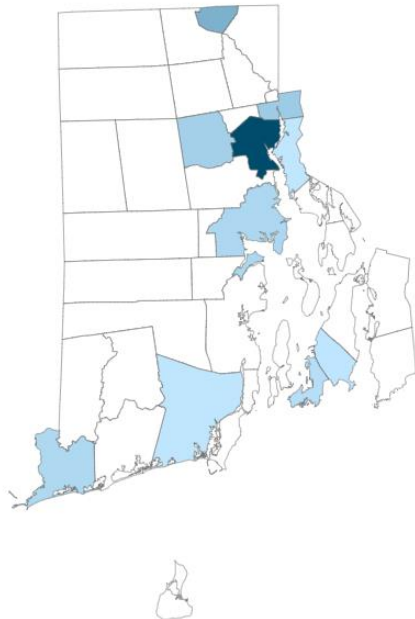


Quarterly Goals

5. Number of rapid rehousing units secured

Demographics: The table and map below show the distribution of funds to homelessness providers.

Distribution of Homelessness Assistance Funds by Location



Payee	Municipality	Sum of Funds
AMOS HOUSE	PROVIDENCE	\$386,955
BLACKSTONE VALLEY ADVOCACY CENTER	PAWTUCKET	\$306,988
CATHOLIC SOCIAL SERVICES OF RHODE ISLAND	PROVIDENCE	\$613,781
COMMUNITY CARE ALLIANCE	WOONSOCKET	\$1,836,435
CROSSROADS RHODE ISLAND	PROVIDENCE	\$2,604,953
DOMESTIC VIOLENCE RESOURCE CENTER OF SOUTH COUNTY INC	SOUTH KINGSTOWN	\$22,330
EAST BAY COMMUNITY ACTION PROGRAM	NEWPORT	\$127,867
ELIZABETH BUFFUM CHACE CENTER	WARWICK	\$25,500
FOSTER FORWARD	EAST PROVIDENCE	\$4,203
HARVEST COMMUNITY CHURCH	WOONSOCKET	\$64,244
HAUS OF CODEC	PROVIDENCE	\$43,036
HOUSE OF HOPE COMMUNITY DEVELOPMENT CORP	WARWICK	\$19,783
LUCYS HEARTH	MIDDLETOWN	\$21,037
NARRAGANSETT BAY COMMISSION	PROVIDENCE	\$9,100
OPEN DOORS	PROVIDENCE	\$1,601,299
RHODE ISLAND COALITION FOR THE HOMELESS INC	PAWTUCKET	\$684,105
SOJOURNER HOUSE INC	PROVIDENCE	\$238,656
THRIVE BEHAVIORAL HEALTH INC	WARWICK	\$496,435
TRICOUNTY COMMUNITY ACTION AGENCY	JOHNSTON	\$828,794
TURNING AROUND MINISTRIES INC	NEWPORT	\$15,130
WASHINGTON SQUARE SERVICES CORP	NEWPORT	\$153,152
WESTERLY AREA REST AND MEALS WARM INC	WESTERLY	\$513,913
Total		\$10,617,694