



PANDEMIC RECOVERY OFFICE

Rhode Island College Foster Care Youth Scholarship Final Report

Submitted by State of Rhode Island Pandemic Recovery Office

Paul L. Dion, Ph.D., Director

Brianna Ruggiero, Chief of Staff

Nicholas R. Fanuele, Project Lead

Ross Lancaster, Data Analyst III

Derek Gomes, Chief Public Affairs Officer

<https://pandemicrecovery.ri.gov>

This project was supported, in whole or in part, by federal award number SLFRP0136 awarded to the State of Rhode Island by the U.S. Department of Treasury.

Rhode Island College Foster Care Youth Scholarship

Project Identification Number: 10094

Pandemic Recovery Office Approval Date: August 21, 2024

Project Completion Date: March 12, 2025

Funded Amount: \$1,021,859

Expended Amount: \$1,021,859

Project Expenditure Category: 6.1 Provision of Government Services

Project Overview: The Rhode Island Office of the Postsecondary Commissioner provided a grant to the Rhode Island College Foundation to establish the *Rhode Island College Foster Care Youth Scholarship*, a last-dollar scholarship program for Rhode Island Department of Children, Youth, and Families foster care youth aging out of the system. The grant enables these individuals to attend Rhode Island College. Funds provide tuition during the academic year and summer, 52 weeks of room and board, books and supplies, transportation to clinicals/student teaching/internships, and support services. The project is supporting 10 students in the 2024-25 school year and is projected to support between 24 and 32 students in the 2025-26 school year.

Funds also support a part-time success coach to work with the students to develop individualized plans for each semester, coordinate services, and help students navigate the college experience.

Financial Overview: All program payments can be found on the [Pandemic Recovery Office’s website](#) by filtering the “Project” box for “Rhode Island College Foster Care Youth Scholarship.” The table below shows planned expenditures by fiscal quarter and actual expenditures by fiscal quarter:

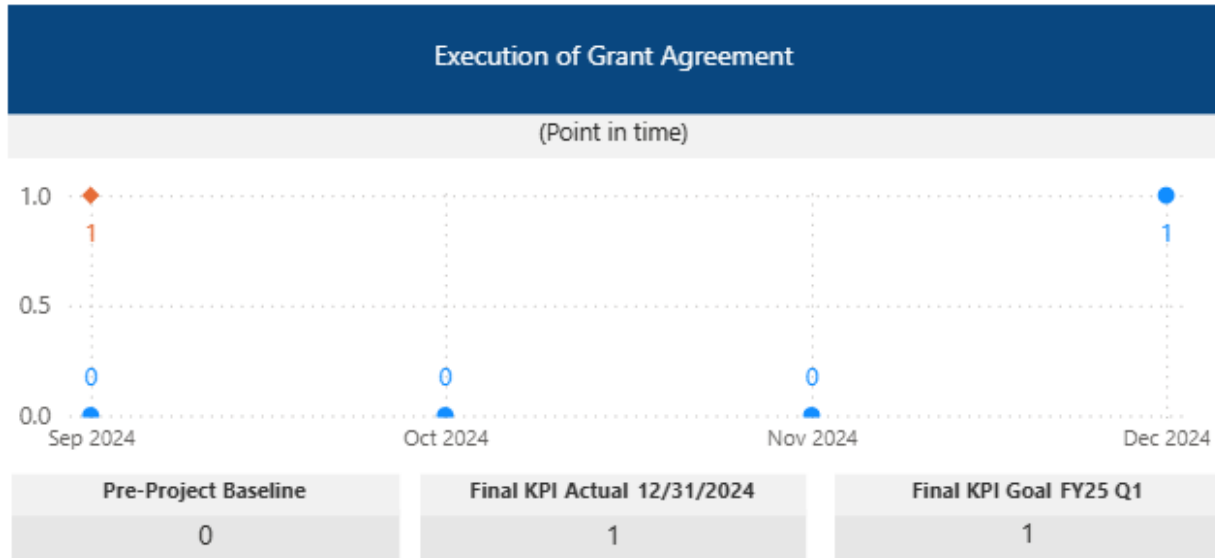
Fiscal Year Quarter	Planned Expenditures	Actual Expenditures
FY 2025 Q2	\$1,021,859	-
FY 2025 Q3	-	\$1,021,859
Total	\$1,021,859	\$1,021,859

Notes: A single audit fee applies to all State Fiscal Recovery Fund projects and accounts for \$307 of the \$1,021,859 of planned expenditures and actual expenditures in the above table.

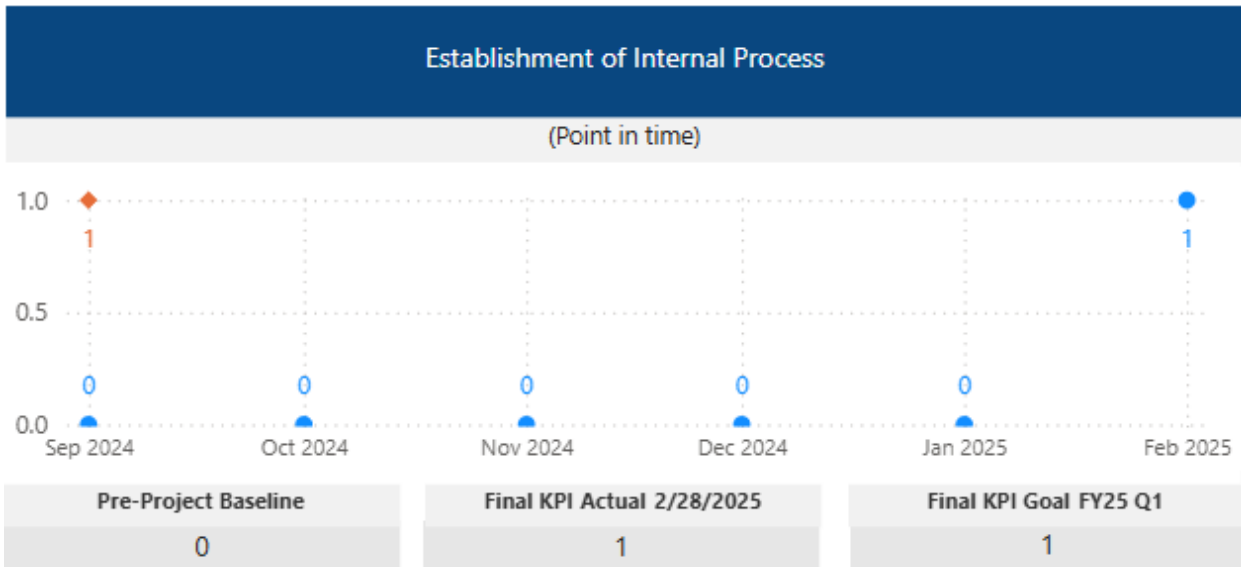
Key Performance Indicators: The following are the key performance indicators based on quarterly goals and monthly data collections.

Legend: ● Actual KPI Value Reported ◆ Quarterly Goals

1. Execution of grant agreement¹



2. Establishment of internal process^{2 3}



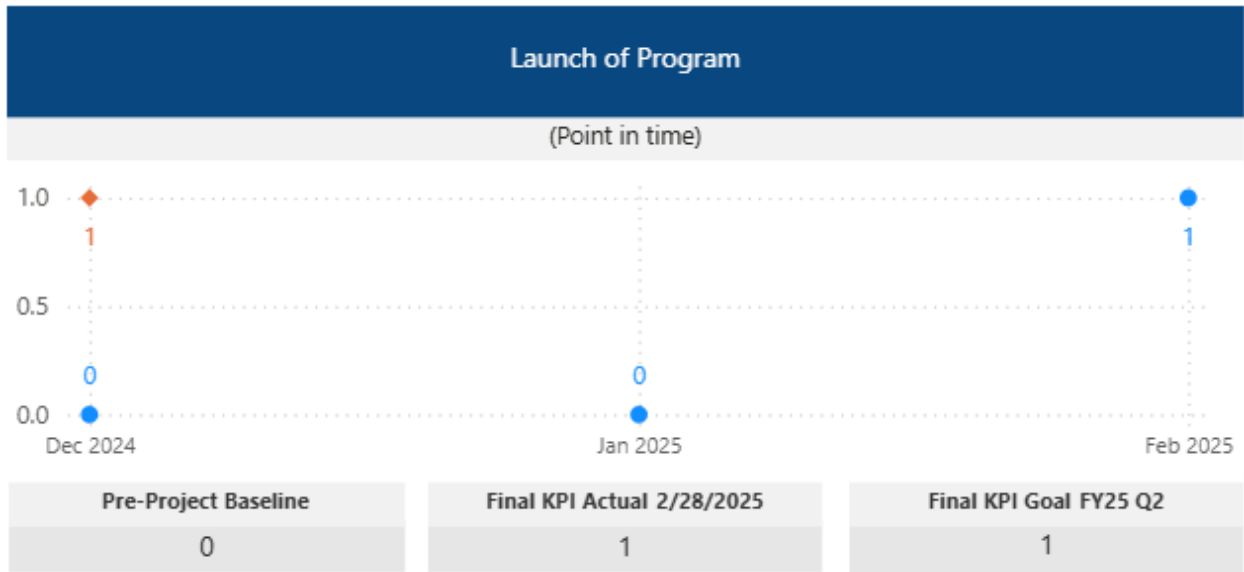
¹ This is a yes/no binary indicator: 0 meaning ‘no’, 1 meaning ‘yes’.

² This KPI was considered completed upon the execution of a memorandum of understanding among the Office of the Postsecondary Commissioner, the Department of Children, Youth, and Families, and Rhode Island College regarding the implementation of the scholarship program.

³ This is a yes/no binary indicator: 0 meaning ‘no’, 1 meaning ‘yes’.



3. Launch of program⁴



⁴ This is a yes/no binary indicator: 0 meaning 'no', 1 meaning 'yes'.