



# PANDEMIC RECOVERY OFFICE

## Small Business Energy Efficiency Final Report

### **Submitted by State of Rhode Island Pandemic Recovery Office**

Paul L. Dion, Ph.D., Director

Brianna Ruggiero, Chief of Staff

Kate Randall, Project Lead

Ross Lancaster, Data Analyst III

Derek Gomes, Chief Public Affairs Officer

<https://pandemicrecovery.ri.gov>

This project was supported, in whole or in part, by federal award number SLFRP0136 awarded to the State of Rhode Island by the U.S. Department of Treasury.

**Small Business Energy Efficiency**

Project Identification Number: 10083

Pandemic Recovery Office Approval Date: December 21, 2023

Project Completion Date: October 31, 2024

Funded Amount: \$600,000

Expended Amount: \$421,995

Project Expenditure Category: 6.1 Revenue Replacement: Provision of Government Services

Project Overview: The project made it possible for small business owners to request a comprehensive, no-cost energy assessment to receive recommendations on how to lower energy costs and be reimbursed for eligible expenses.

The Rhode Island Commerce Corporation (Rhode Island Commerce) created an online application for eligible businesses, reviewed submissions, and pre-approved businesses for up to \$10,000 in eligible costs. Applicants submitted their energy efficiency assessment as part of the application process.

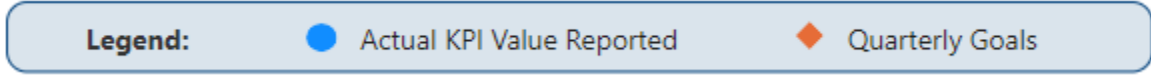
After Rhode Island Commerce made approval decisions, it notified approved businesses so that they could begin implementing the energy efficiency recommendations. To receive reimbursement of approved costs, businesses provided documentation to Rhode Island Commerce to demonstrate that the eligible projects were completed.

Financial Overview: All program payments can be found on the [Pandemic Recovery Office’s website](#) by filtering the “Project” box for “Small Business Energy Efficiency.” The project did not exhaust the project budget, with \$178,005 remaining for other SFRF eligible uses.<sup>1</sup> The table below shows planned expenditures by fiscal quarter and actual expenditures by fiscal quarter:

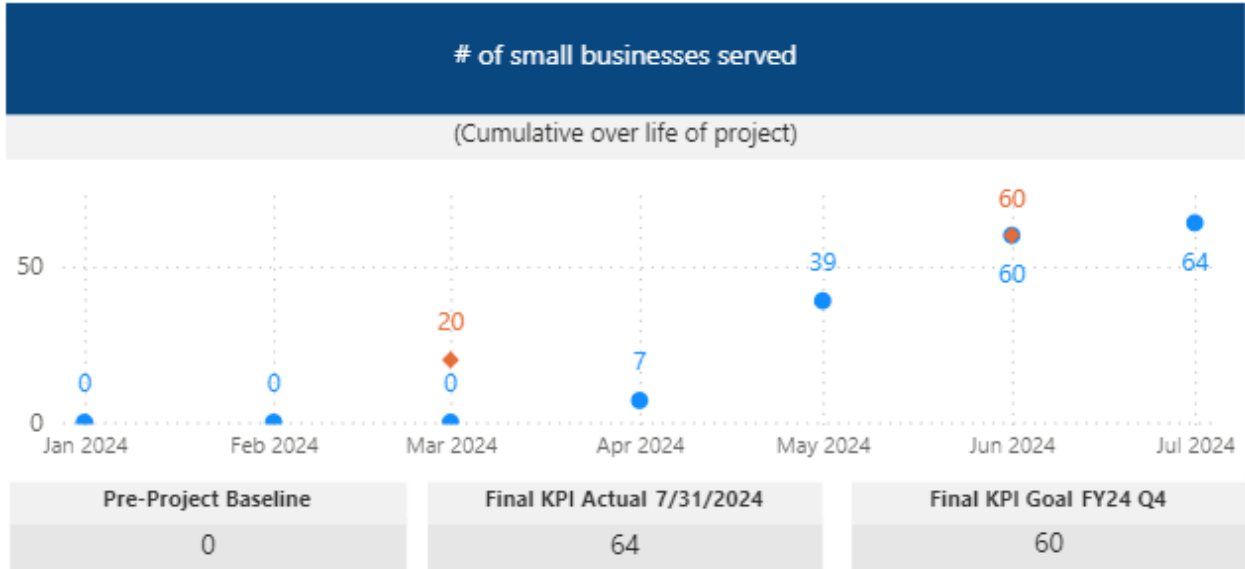
<b>Fiscal Year Quarter</b>	<b>Planned Expenditures</b>	<b>Actual Expenditures</b>
FY 2024 Q3	\$100,030	\$127
FY 2024 Q4	\$499,970	\$382,861
FY 2025 Q1	-	\$39,007
<b>Total</b>	<b>\$600,000</b>	<b>\$421,995</b>
<i>Note: A single audit fee applies to all State Fiscal Recovery Fund projects and accounts for \$127 of the \$421,995 of actual expenditures.</i>		

<sup>1</sup> The Fiscal Year 2024 Revised Budget required that unspent amounts of funding for this project be reallocated to the *Small Business Bridge Support* project.

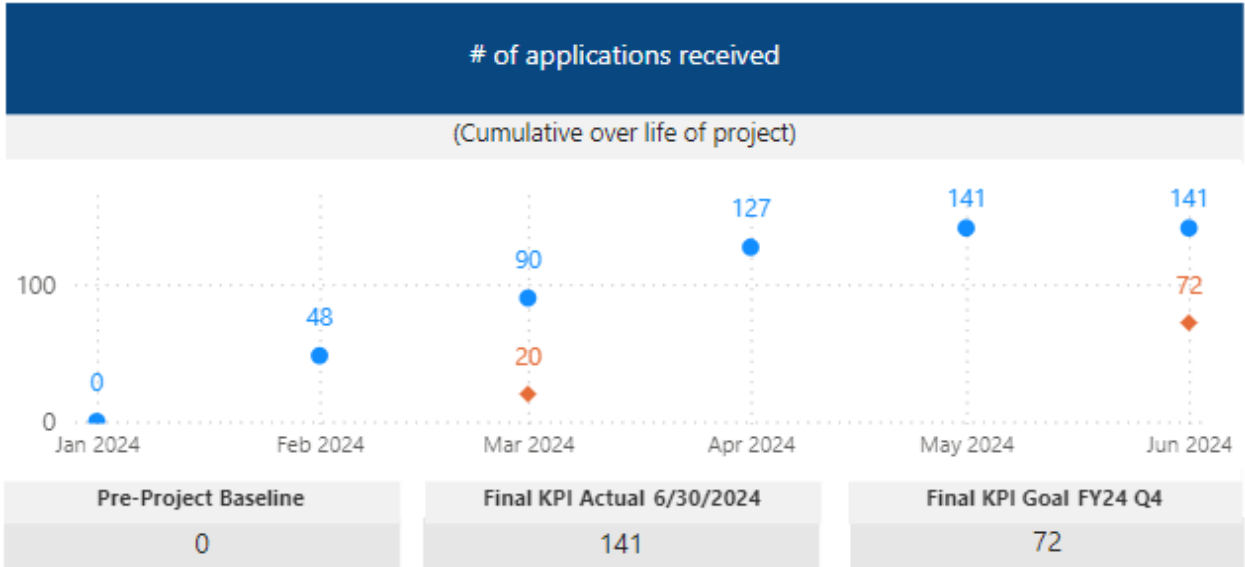
Key Performance Indicators: The following are the key performance indicators based on quarterly goals and monthly data collections.

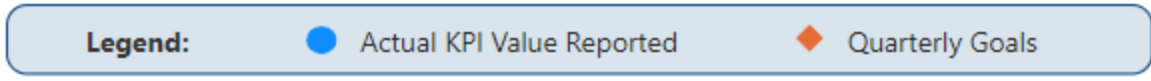


**1. Number of small businesses served**

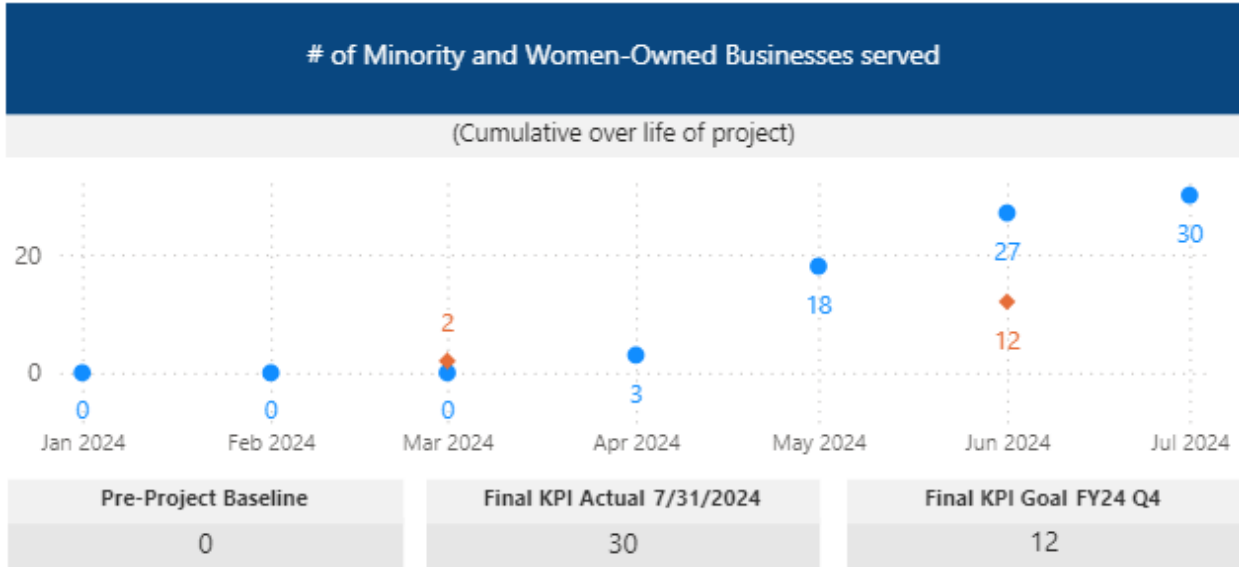


**2. Number of applications received**



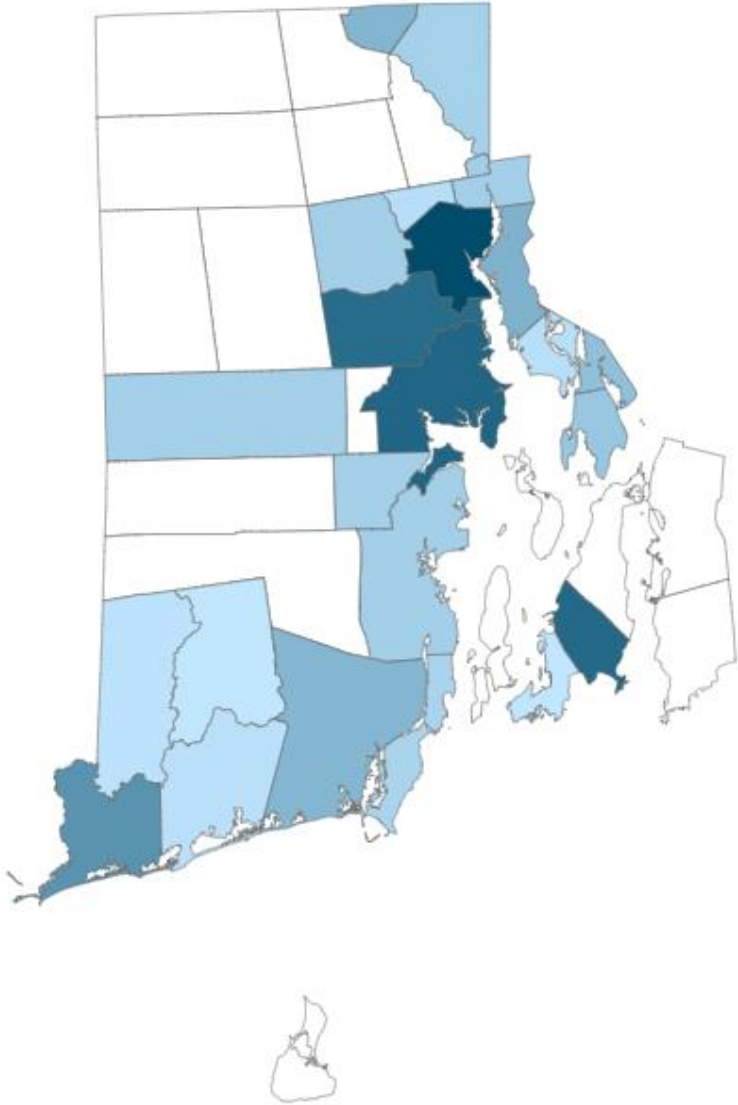


**3. Number of MBEs, including women-owned businesses, served**



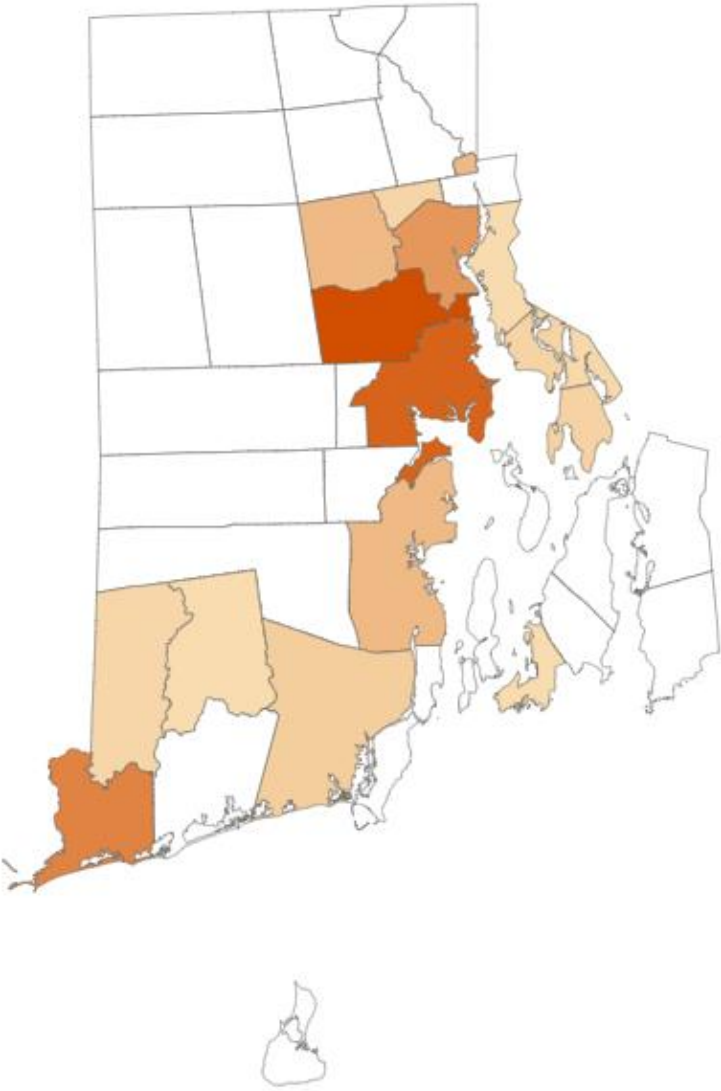
Demographics: The information below shows the distribution reimbursements by location and demographic data.

Distribution of Energy Efficiency Grants by Location



Municipality	Number of Grants	Sum of Grants
BARRINGTON	1	\$3,246
BRISTOL	2	\$12,865
CENTRAL FALLS	1	\$10,000
CHARLESTOWN	1	\$3,025
COVENTRY	1	\$9,618
CRANSTON	6	\$48,181
CUMBERLAND	2	\$9,423
EAST GREENWICH	1	\$9,717
EAST PROVIDENCE	3	\$21,327
HOPKINTON	1	\$2,241
JOHNSTON	1	\$10,000
MIDDLETOWN	5	\$49,762
NARRAGANSETT	1	\$7,700
NEWPORT	1	\$883
NORTH KINGSTOWN	1	\$10,000
NORTH PROVIDENCE	2	\$3,707
PAWTUCKET	2	\$9,950
PROVIDENCE	7	\$61,004
RICHMOND	1	\$700
SOUTH KINGSTOWN	4	\$19,292
WARREN	3	\$15,755
WARWICK	7	\$50,725
WESTERLY	8	\$32,883
WOONSOCKET	2	\$19,865
<b>Total</b>	<b>64</b>	<b>\$421,869</b>

Distribution of Energy Efficiency Grants to W/MBEs by Location



Municipality	Number of Grants	Sum of Grants
BARRINGTON	1	\$3,246
BRISTOL	1	\$3,527
CENTRAL FALLS	1	\$10,000
CRANSTON	5	\$39,068
EAST PROVIDENCE	1	\$1,327
HOPKINTON	1	\$2,241
JOHNSTON	1	\$10,000
NEWPORT	1	\$883
NORTH KINGSTOWN	1	\$10,000
NORTH PROVIDENCE	1	\$2,728
PROVIDENCE	2	\$19,142
RICHMOND	1	\$700
SOUTH KINGSTOWN	1	\$4,827
WARREN	1	\$1,786
WARWICK	4	\$33,222
WESTERLY	7	\$24,740
<b>Total</b>	<b>30</b>	<b>\$167,439</b>

According to the enacting legislation, 20% of all *Small Business Energy Efficiency* funds were earmarked for minority business enterprises, including women-owned business enterprises, (W/MBEs) as defined by Rhode Island law.<sup>2</sup> Of the \$421,869 in reimbursements, \$167,439, or 40%, went to W/MBEs. The table below shows the breakdown of reimbursements to W/MBEs:

W/MBE Category	Number of Businesses	Amount Received
Racial and ethnic-minority-owned businesses (men)	1	\$9,109
Racial and ethnic-minority-owned businesses (women)	6	\$39,419
Women-owned businesses (not racial or ethnic minority)	22	\$108,911
Other MBE classification (economically and socially disadvantaged and not disclosed)	1	\$10,000
<b>Total</b>	<b>30</b>	<b>\$167,439</b>

---

<sup>2</sup> [Title 37: Public Property and Works, Chapter 14.1: Minority Business Enterprise, R.I. Gen. Laws § 37-14.1-3](#)